


























Atlanta Hawks 2001-2002		Atlanta Hawks 2001-2002		Atlanta Hawks 2001-2002		Atlanta Hawks 2001-2002	
31 Jason Terry		30 Mark Strickland		3 Shareef Abdur-Rahim		7 Tony Kukoc	
	Arizona 2 Years 6' 2" 172 Lbs Guard 78 Games Injury rate 3		Temple 6 Years 6' 10" 220 Lbs Forward 46 Games Injury rate 8		California 5 Years 6' 9" 230 Lbs Forward 77 Games Injury rate 3		Croatia 8 Years 6' 11" 235 Lbs Forward G. 59 Games Injury rate 6
FIELD GOAL  45 ATTEMPTS 16(6) THREE POINT 39 FREE THROWS 84 REBOUNDS 9 FOUL RANGE 7-11 FOUL DRAWING 11,5 BLOCKS RATE B 0 ASSIST RATE A 9 STEALS RATE S 5		FIELD GOAL  45 ATTEMPTS 5 THREE POINT FREE THROWS 57 REBOUNDS 20 FOUL RANGE 85-90 FOUL DRAWING 6,7 BLOCKS RATE B 2 ASSIST RATE A 2 STEALS RATE S 3		FIELD GOAL  47 ATTEMPTS 17(1) THREE POINT 30 FREE THROWS 80 REBOUNDS 23 FOUL RANGE 1-6 FOUL DRAWING 17,6 BLOCKS RATE B 3 ASSIST RATE A 5 STEALS RATE S 3		FIELD GOAL  47 ATTEMPTS 9(3) THREE POINT 31 FREE THROWS 71 REBOUNDS 15 FOUL RANGE 29-33 FOUL DRAWING 10,2 BLOCKS RATE B 1 ASSIST RATE A 8 STEALS RATE S 3	
DEFENSE - 3		DEFENSE - 1		DEFENSE - 4		DEFENSE 0	
Atlanta Hawks 2001-2002		Atlanta Hawks 2001-2002		Atlanta Hawks 2001-2002		Atlanta Hawks 2001-2002	
44 Alan Henderson		2 Nazr Mohammed		14 Ira Newble		11 Jacque Vaughn	
	Indiana 6 Years 6' 9" 245 Lbs Forward C. 26 Games Injury rate 8		Kentucky 3 Years 6' 10" 240 Lbs Center 82 Games Injury rate 0		Miami OH 1 Years 6' 7" 215 Lbs Forward 42 Games Injury rate 8		Kansas 4 Years 6' 1" 190 Lbs Guard 82 Games Injury rate 0
FIELD GOAL  50 ATTEMPTS 5 THREE POINT FREE THROWS 53 REBOUNDS 23 FOUL RANGE 66-73 FOUL DRAWING 10,7 BLOCKS RATE B 4 ASSIST RATE A 2 STEALS RATE S 3		FIELD GOAL  46 ATTEMPTS 9 THREE POINT FREE THROWS 62 REBOUNDS 30 FOUL RANGE 19-28 FOUL DRAWING 10,2 BLOCKS RATE B 3 ASSIST RATE A 1 STEALS RATE S 3		FIELD GOAL  51 ATTEMPTS 7 THREE POINT FREE THROWS 85 REBOUNDS 17 FOUL RANGE 50-57 FOUL DRAWING 6,9 BLOCKS RATE B 2 ASSIST RATE A 2 STEALS RATE S 3		FIELD GOAL  47 ATTEMPTS 6(1) THREE POINT 44 FREE THROWS 83 REBOUNDS 9 FOUL RANGE 58-65 FOUL DRAWING 6,8 BLOCKS RATE B 0 ASSIST RATE A 11 STEALS RATE S 3	
DEFENSE - 1		DEFENSE - 4		DEFENSE - 4		DEFENSE - 2	
Atlanta Hawks 2001-2002		Atlanta Hawks 2001-2002		Atlanta Hawks 2001-2002		Atlanta Hawks 2001-2002	
15 Emanuel Davis		5 Dion Glover		6 Cal Bowdler		1 DerMarr Johnson	
	Delaware St. 4 Years 6' 5" 195 Lbs Guard 29 Games Injury rate 8		Georgia Tech 2 Years 6' 5" 220 Lbs Guard 55 Games Injury rate 7		Old Dominion 2 Years 6' 10" 245 Lbs Forward 52 Games Injury rate 7		Cincinnati 1 Year 6' 9" 201 Lbs Guard 72 Games Injury rate 5
FIELD GOAL  36 ATTEMPTS 7(3) THREE POINT 34 FREE THROWS 89 REBOUNDS 10 FOUL RANGE 42-49 FOUL DRAWING 2,3 BLOCKS RATE B 1 ASSIST RATE A 5 STEALS RATE S 3		FIELD GOAL  44 ATTEMPTS 9(2) THREE POINT 33 FREE THROWS 76 REBOUNDS 15 FOUL RANGE 12-18 FOUL DRAWING 8,9 BLOCKS RATE B 1 ASSIST RATE A 4 STEALS RATE S 4		FIELD GOAL  36 ATTEMPTS 4 THREE POINT FREE THROWS 83 REBOUNDS 19 FOUL RANGE 91-00 FOUL DRAWING 8 BLOCKS RATE B 3 ASSIST RATE A 1 STEALS RATE S 3		FIELD GOAL  43 ATTEMPTS 8(4) THREE POINT 36 FREE THROWS 81 REBOUNDS 14 FOUL RANGE 34-41 FOUL DRAWING 6,1 BLOCKS RATE B 3 ASSIST RATE A 3 STEALS RATE S 4	
DEFENSE - 1		DEFENSE - 1		DEFENSE - 2		DEFENSE - 4	

Atlanta Hawks 2001-2002		Charlotte Hornets 2001-2002		Charlotte Hornets 2001-2002		Charlotte Hornets 2001-2002	
13 Hanno Mottola		1 Baron Davis *		24 Jamal Mashburn *		4 David Wesley	
	Utah 1 Year 6' 11" 245 Lbs Forward 82 Games Injury rate 0		UCLA 2 Years 6' 3" 212 Lbs Guard 82 Games Injury rate 0		Kentucky 8 Years 6' 8" 241 Lbs Forward 40 Games Injury rate 8		Baylor 8 Years 6' 1" 211 Lbs Guard 67 Games Injury rate 5
FIELD GOAL  45 ATTEMPTS 5 THREE POINT FREE THROWS 75 REBOUNDS 20 FOUL RANGE 74-84 FOUL DRAWING 5,5 BLOCKS RATE B 1 ASSIST RATE A 2 STEALS RATE S 1		FIELD GOAL  45 ATTEMPTS 17(6) THREE POINT 36 FREE THROWS 58 REBOUNDS 11 FOUL RANGE 5-10 FOUL DRAWING 10,2 BLOCKS RATE B 1 ASSIST RATE A 13 STEALS RATE S 5		FIELD GOAL  41 ATTEMPTS 19(3) THREE POINT 37 FREE THROWS 88 REBOUNDS 15 FOUL RANGE 1-4 FOUL DRAWING 15,1 BLOCKS RATE B 0 ASSIST RATE A 6 STEALS RATE S 3		FIELD GOAL  43 ATTEMPTS 14(4) THREE POINT 33 FREE THROWS 73 REBOUNDS 6 FOUL RANGE 11-15 FOUL DRAWING 7,6 BLOCKS RATE B 1 ASSIST RATE A 6 STEALS RATE S 3	
DEFENSE - 3		DEFENSE - 5		DEFENSE - 5		DEFENSE - 2	
Charlotte Hornets 2001-2002		Charlotte Hornets 2001-2002		Charlotte Hornets 2001-2002		Charlotte Hornets 2001-2002	
17 Bryce Drew		5 Elden Campbell		42 P. J. Brown		34 Robert Traylor	
	Valparaiso 3 Years 6' 3" 185 Lbs Guard 61 Games Injury rate 5		Clemson 11 Years 7' 0" 275 Lbs Center F. 77 Games Injury rate 3		Louisiana T. 8 Years 6' 11" 240 Lbs Forward 80 Games Injury rate 2		Michigan 3 Years 6' 8" 284 Lbs Forward C. 61 Games Injury rate 5
FIELD GOAL  43 ATTEMPTS 3(2) THREE POINT 42 FREE THROWS 79 REBOUNDS 9 FOUL RANGE 86-90 FOUL DRAWING 3,7 BLOCKS RATE B 0 ASSIST RATE A 8 STEALS RATE S 4		FIELD GOAL  48 ATTEMPTS 11 THREE POINT FREE THROWS 80 REBOUNDS 25 FOUL RANGE 16-25 FOUL DRAWING 17,8 BLOCKS RATE B 6 ASSIST RATE A 3 STEALS RATE S 3		FIELD GOAL  47 ATTEMPTS 7 THREE POINT FREE THROWS 86 REBOUNDS 31 FOUL RANGE 33-39 FOUL DRAWING 7,7 BLOCKS RATE B 3 ASSIST RATE A 3 STEALS RATE S 2		FIELD GOAL  42 ATTEMPTS 4 THREE POINT FREE THROWS 63 REBOUNDS 28 FOUL RANGE 71-85 FOUL DRAWING 12,4 BLOCKS RATE B 5 ASSIST RATE A 3 STEALS RATE S 4	
DEFENSE - 1		DEFENSE - 6		DEFENSE - 6		DEFENSE - 4	
Charlotte Hornets 2001-2002		Charlotte Hornets 2001-2002		Charlotte Hornets 2001-2002		Charlotte Hornets 2001-2002	
9 George Lynch		21 Jamaal Magloire		54 Lee Nailon		2 Stacey Augmon	
	N. Carolina 8 Years 6' 8" 228 Lbs Forward 45 Games Injury rate 8		Kentucky 1 Year 6' 10" 260 Lbs Center 82 Games Injury rate 0		Texas Chris. 1 Year 6' 9" 239 Lbs Forward 79 Games Injury rate 3		UNLV 10 Years 6' 8" 205 Lbs Forward G. 77 Games Injury rate 3
FIELD GOAL  38 ATTEMPTS 5 THREE POINT FREE THROWS 63 REBOUNDS 21 FOUL RANGE 50-56 FOUL DRAWING 4,5 BLOCKS RATE B 2 ASSIST RATE A 4 STEALS RATE S 4		FIELD GOAL  55 ATTEMPTS 6 THREE POINT FREE THROWS 73 REBOUNDS 30 FOUL RANGE 40-49 FOUL DRAWING 21,5 BLOCKS RATE B 6 ASSIST RATE A 1 STEALS RATE S 2		FIELD GOAL  48 ATTEMPTS 10 THREE POINT FREE THROWS 75 REBOUNDS 15 FOUL RANGE 26-32 FOUL DRAWING 7,8 BLOCKS RATE B 1 ASSIST RATE A 3 STEALS RATE S 3		FIELD GOAL  43 ATTEMPTS 5 THREE POINT FREE THROWS 76 REBOUNDS 17 FOUL RANGE 57-63 FOUL DRAWING 7,7 BLOCKS RATE B 1 ASSIST RATE A 5 STEALS RATE S 4	
DEFENSE - 4		DEFENSE - 5		DEFENSE - 2		DEFENSE - 3	

Charlotte Hornets 2001-2002		Charlotte Hornets 2001-2002		Chicago Bulls 2001-2002		Chicago Bulls 2001-2002	
6 Jerome Moiso		50 Matt Bullard		34 Charles Oakley		32 Eddie Robinson	
	UCLA 1 Year 6' 10" 232 Lbs Forward 15 Games Injury rate 8		Iowa 10 Years 6' 10" 235 Lbs Forward 31 Games Injury rate 8		Virginia Union 16 Years 6' 9" 245 Lbs Forward 57 Games Injury rate 6		C. Oklahoma 2 Years 6' 9" 208 Lbs Forward 29 Games Injury rate 8
FIELD GOAL ATTEMPTS  40 2		FIELD GOAL ATTEMPTS  40 4(2)		FIELD GOAL ATTEMPTS  37 5		FIELD GOAL ATTEMPTS  45 9	
THREE POINT FREE THROWS 00		THREE POINT FREE THROWS 28 92		THREE POINT FREE THROWS 75		THREE POINT FREE THROWS 75	
REBOUNDS 33		REBOUNDS 13		REBOUNDS 25		REBOUNDS 12	
FOUL RANGE 91-00		FOUL RANGE 64-70		FOUL RANGE 56-66		FOUL RANGE 16-20	
FOUL DRAWING 0		FOUL DRAWING 3,4		FOUL DRAWING 2		FOUL DRAWING 7,4	
BLOCKS RATE B 3		BLOCKS RATE B 1		BLOCKS RATE B 1		BLOCKS RATE B 2	
ASSIST RATE A 3		ASSIST RATE A 3		ASSIST RATE A 5		ASSIST RATE A 3	
STEALS RATE S 4		STEALS RATE S 1		STEALS RATE S 4		STEALS RATE S 4	
DEFENSE - 3		DEFENSE - 1		DEFENSE - 3		DEFENSE - 2	
Chicago Bulls 2001-2002		Chicago Bulls 2001-2002		Chicago Bulls 2001-2002		Chicago Bulls 2001-2002	
6 Travis Best		21 Marcus Fizer		20 Fred Hoiberg		5 Jalen Rose	
	Georgia Tech 5 Years 5' 11" 184 Lbs Guard 74 Games Injury rate 4		Iowa State 1 Year 6' 9" 262 Lbs Forward 76 Games Injury rate 4		Iowa State 6 Years 6' 4" 203 Lbs Guard 79 Games Injury rate 3		Michigan 6 Years 6' 8" 225 Lbs Guard For. 83 Games Injury rate 2
FIELD GOAL ATTEMPTS  45 7(1)		FIELD GOAL ATTEMPTS  45 12(1)		FIELD GOAL ATTEMPTS  49 4(2)		FIELD GOAL ATTEMPTS  47 18(3)	
THREE POINT 36		THREE POINT 17		THREE POINT 26		THREE POINT 36	
FREE THROWS 90		FREE THROWS 67		FREE THROWS 84		FREE THROWS 84	
REBOUNDS 9		REBOUNDS 22		REBOUNDS 15		REBOUNDS 12	
FOUL RANGE 31-39		FOUL RANGE 8-15		FOUL RANGE 93-98		FOUL RANGE 1-7	
FOUL DRAWING 6,6		FOUL DRAWING 14,4		FOUL DRAWING 6,7		FOUL DRAWING 10,6	
BLOCKS RATE B 0		BLOCKS RATE B 1		BLOCKS RATE B 0		BLOCKS RATE B 1	
ASSIST RATE A 11		ASSIST RATE A 4		ASSIST RATE A 6		ASSIST RATE A 7	
STEALS RATE S 5		STEALS RATE S 2		STEALS RATE S 4		STEALS RATE S 2	
DEFENSE - 4		DEFENSE - 2		DEFENSE - 1		DEFENSE - 4	
Chicago Bulls 2001-2002		Chicago Bulls 2001-2002		Chicago Bulls 2001-2002		Chicago Bulls 2001-2002	
44 Dalibor Bagaric		11 A. J. Guyton		2 Eddy Curry		3 Tyson Chandler	
	Croatia 1 Year 7' 1" 255 Lbs Center 50 Games Injury rate 7		Indiana 1 Year 6' 1" 180 Lbs Guard 45 Games Injury rate 8		Thornwood HS Rookie 6' 11" 285 Lbs Center For. 72 Games Injury rate 5		Dominguez HS Rookie 7' 0" 235 Lbs Forward C. 71 Games Injury rate 5
FIELD GOAL ATTEMPTS  41 4		FIELD GOAL ATTEMPTS  35 6(3)		FIELD GOAL ATTEMPTS  50 6		FIELD GOAL ATTEMPTS  50 5	
THREE POINT 59		THREE POINT 37		THREE POINT 66		THREE POINT 60	
FREE THROWS 25		FREE THROWS 81		FREE THROWS 24		FREE THROWS 25	
REBOUNDS 78-92		REBOUNDS 7		REBOUNDS 43-55		REBOUNDS 67-77	
FOUL RANGE 11		FOUL RANGE 40-42		FOUL RANGE 13,9		FOUL RANGE 16	
FOUL DRAWING B 4		FOUL DRAWING 4,4		FOUL DRAWING B 5		FOUL DRAWING B 7	
BLOCKS RATE A 2		BLOCKS RATE B 1		BLOCKS RATE A 1		BLOCKS RATE A 2	
ASSIST RATE S 3		ASSIST RATE A 8		ASSIST RATE S 1		ASSIST RATE S 2	
STEALS RATE		STEALS RATE S 2					
DEFENSE - 3		DEFENSE - 1		DEFENSE - 5		DEFENSE - 4	

Chicago Bulls 2001-2002		Chicago Bulls 2001-2002		Cleveland Cavs 2001-2002		Cleveland Cavs 2001-2002	
22 Trenton Hassell		1 Jamal Crawford		32 Ricky Davis		24 Andre Miller	
	Austin Peay 6' 4" Guard Rookie 205 Lbs 79 Games Injury rate 3		Michigan 6' 5" Guard 2 Year 175 Lbs 23 Games Injury rate 8		Iowa 6' 7" Forward 3 Year 197 Lbs 82 Games Injury rate 0		Utah 6' 2" Guard 2 Year 200 Lbs 81 Games Injury rate 1
FIELD GOAL ATTEMPTS 45 8(3)		FIELD GOAL ATTEMPTS 49 9(3)		FIELD GOAL ATTEMPTS 49 10(1)		FIELD GOAL ATTEMPTS 47 13(2)	
THREE POINT 36		THREE POINT 45		THREE POINT 31		THREE POINT 25	
FREE THROWS 76		FREE THROWS 77		FREE THROWS 79		FREE THROWS 82	
REBOUNDS 11		REBOUNDS 7		REBOUNDS 12		REBOUNDS 13	
FOUL RANGE 24-30		FOUL RANGE 21-23		FOUL RANGE 12-16		FOUL RANGE 7-9	
FOUL DRAWING 5,1		FOUL DRAWING 2,7		FOUL DRAWING 12,7		FOUL DRAWING 14,8	
BLOCKS RATE B 2		BLOCKS RATE B 1		BLOCKS RATE B 1		BLOCKS RATE B 1	
ASSIST RATE A 5		ASSIST RATE A 7		ASSIST RATE A 5		ASSIST RATE A 18	
STEALS RATE S 2		STEALS RATE S 4		STEALS RATE S 4		STEALS RATE S 4	
DEFENSE - 4		DEFENSE - 1		DEFENSE - 1		DEFENSE - 3	
Cleveland Cavs 2001-2002		Cleveland Cavs 2001-2002		Cleveland Cavs 2001-2002		Cleveland Cavs 2001-2002	
30 Lamond Murray		11 Zydrunas Ilgauskas		20 Bryant Stith		32 Tyrone Hill	
	California 6' 7" Forward 7 Year 236 Lbs 71 Games Injury rate 5		Lithuania 7' 3" Center 4 Year 260 Lbs 62 Games Injury rate 5		Virginia 6' 5" Guard F. 9 Year 210 Lbs 50 Games Injury rate 7		Xavier OH 6' 9" Forward 11 Year 250 Lbs 26 Games Injury rate 8
FIELD GOAL ATTEMPTS 44 14(4)		FIELD GOAL ATTEMPTS 43 10		FIELD GOAL ATTEMPTS 38 4(2)		FIELD GOAL ATTEMPTS 39 7	
THREE POINT 42		THREE POINT 10		THREE POINT 35		THREE POINT 7	
FREE THROWS 82		FREE THROWS 75		FREE THROWS 85		FREE THROWS 65	
REBOUNDS 16		REBOUNDS 25		REBOUNDS 13		REBOUNDS 34	
FOUL RANGE 1-6		FOUL RANGE 17-26		FOUL RANGE 69-72		FOUL RANGE 44-52	
FOUL DRAWING 11,4		FOUL DRAWING 20,8		FOUL DRAWING 7,8		FOUL DRAWING 12,7	
BLOCKS RATE B 2		BLOCKS RATE B 6		BLOCKS RATE B 1		BLOCKS RATE B 2	
ASSIST RATE A 4		ASSIST RATE A 3		ASSIST RATE A 4		ASSIST RATE A 2	
STEALS RATE S 3		STEALS RATE S 1		STEALS RATE S 4		STEALS RATE S 2	
DEFENSE - 2		DEFENSE - 4		DEFENSE - 1		DEFENSE - 4	
Cleveland Cavs 2001-2002		Cleveland Cavs 2001-2002		Cleveland Cavs 2001-2002		Cleveland Cavs 2001-2002	
52 Desagana Diop		33 Jumaine Jones		4 Chris Mihm		1 Wesley Person	
	Oak Hill Acad. 7' 0" Center Rookie 315 Lbs 18 Games Injury rate 8		Georgia 6' 8" Forward 2 Year 218 Lbs 81 Games Injury rate 1		Texas 7' 0" Center F. 1 Year 265 Lbs 74 Games Injury rate 4		Auburn 6' 6" Guard For. 7 Year 200 Lbs 78 Games Injury rate 3
FIELD GOAL ATTEMPTS 41 2		FIELD GOAL ATTEMPTS 50 8(3)		FIELD GOAL ATTEMPTS 42 8		FIELD GOAL ATTEMPTS 52 13(5)	
THREE POINT 2		THREE POINT 31		THREE POINT 8		THREE POINT 44	
FREE THROWS 20		FREE THROWS 66		FREE THROWS 69		FREE THROWS 80	
REBOUNDS 16		REBOUNDS 23		REBOUNDS 24		REBOUNDS 11	
FOUL RANGE 88-99		FOUL RANGE 38-43		FOUL RANGE 27-37		FOUL RANGE 10-11	
FOUL DRAWING 4,6		FOUL DRAWING 3,2		FOUL DRAWING 10,8		FOUL DRAWING 4,4	
BLOCKS RATE B 9		BLOCKS RATE B 2		BLOCKS RATE B 5		BLOCKS RATE B 1	
ASSIST RATE A 3		ASSIST RATE A 3		ASSIST RATE A 1		ASSIST RATE A 4	
STEALS RATE S 1		STEALS RATE S 4		STEALS RATE S 1		STEALS RATE S 3	
DEFENSE - 1		DEFENSE - 4		DEFENSE - 4		DEFENSE - 2	

Cleveland Cavs 2001-2002		Cleveland Cavs 2001-2002		Cleveland Cavs 2001-2002		Cleveland Cavs 2001-2002	
21 Trajan Langdon		8 Brian Skinner		12 Bimbo Coles		51 Michael Doleac	
	Duke 2 Years 6' 3" 197 Lbs Guard 44 Games Injury rate 8		Baylor 3 Years 6' 9" 255 Lbs Forward C. 65 Games Injury rate 5		Virginia Tech 11 Years 6' 2" 182 Lbs Guard 47 Games Injury rate 8		Utah 3 Years 6' 11" 262 Lbs Center 42 Games Injury rate 8
FIELD GOAL ATTEMPTS 42 THREE POINT 36 FREE THROWS 91 REBOUNDS 12 FOUL RANGE 73-79 FOUL DRAWING 9,6 BLOCKS RATE B 1 ASSIST RATE A 8 STEALS RATE S 3		FIELD GOAL ATTEMPTS 54 THREE POINT 3 FREE THROWS 61 REBOUNDS 25 FOUL RANGE 80-87 FOUL DRAWING 7,1 BLOCKS RATE B 6 ASSIST RATE A 1 STEALS RATE S 2		FIELD GOAL ATTEMPTS 41 THREE POINT 4(1) FREE THROWS 20 FREE THROWS 89 REBOUNDS 8 FOUL RANGE 63-68 FOUL DRAWING 5,3 BLOCKS RATE B 1 ASSIST RATE A 9 STEALS RATE S 2		FIELD GOAL ATTEMPTS 42 THREE POINT 5 FREE THROWS 83 REBOUNDS 24 FOUL RANGE 53-62 FOUL DRAWING 6,5 BLOCKS RATE B 2 ASSIST RATE A 2 STEALS RATE S 2	
DEFENSE 0		DEFENSE - 2		DEFENSE - 1		DEFENSE - 3	
Detroit Pistons 2001-2002		Detroit Pistons 2001-2002		Detroit Pistons 2001-2002		Detroit Pistons 2001-2002	
9 Victor Alexander		5 Rodney White		42 Jerry Stackhouse		20 Jon Barry	
	Iowa St. 4 Years 6' 10" 265 Lbs Forward C. 15 Games Injury rate 8		N.C.-Charlotte Rookie 6' 9" 258 Lbs Forward C. 16 Games Injury rate 8		N. Carolina 6 Years 6' 6" 218 Lbs Guard For. 76 Games Injury rate 4		Georgia T. 9 Years 6' 5" 210 Lbs Guard 82 Games Injury rate 0
FIELD GOAL ATTEMPTS 37 THREE POINT 4 FREE THROWS 50 REBOUNDS 30 FOUL RANGE 81-85 FOUL DRAWING 8,2 BLOCKS RATE B 1 ASSIST RATE A 4 STEALS RATE S 0		FIELD GOAL ATTEMPTS 37 THREE POINT 4(1) FREE THROWS 22 FREE THROWS 86 REBOUNDS 14 FOUL RANGE 77-80 FOUL DRAWING 10,9 BLOCKS RATE B 2 ASSIST RATE A 6 STEALS RATE S 7		FIELD GOAL ATTEMPTS 43 THREE POINT 18(4) FREE THROWS 30 FREE THROWS 85 REBOUNDS 12 FOUL RANGE 1-5 FOUL DRAWING 21,5 BLOCKS RATE B 1 ASSIST RATE A 9 STEALS RATE S 3		FIELD GOAL ATTEMPTS 50 THREE POINT 7(4) FREE THROWS 47 FREE THROWS 89 REBOUNDS 12 FOUL RANGE 36-41 FOUL DRAWING 6,2 BLOCKS RATE B 1 ASSIST RATE A 8 STEALS RATE S 5	
DEFENSE - 1		DEFENSE - 1		DEFENSE - 5		DEFENSE - 3	
Detroit Pistons 2001-2002		Detroit Pistons 2001-2002		Detroit Pistons 2001-2002		Detroit Pistons 2001-2002	
7 Chucky Atkins		34 Corliss Williamson Sixth-Man Player of the Year		1 Dana Barros		3 Ben Wallace Defensive Player of the Year	
	South Florida 2 Years 5' 11" 160 Lbs Guard 79 Games Injury rate 3		Arkansas 6 Years 6' 7" 245 Lbs Forward 78 Games Injury rate 3		Boston Coll. 12 Years 5' 11" 163 Lbs Guard 29 Games Injury rate 8		Virginia Union 5 Years 6' 9" 240 Lbs Forward C. 80 Games Injury rate 2
FIELD GOAL ATTEMPTS 50 THREE POINT 10(5) FREE THROWS 41 FREE THROWS 67 REBOUNDS 7 FOUL RANGE 24-30 FOUL DRAWING 5,4 BLOCKS RATE B 0 ASSIST RATE A 7 STEALS RATE S 3		FIELD GOAL ATTEMPTS 51 THREE POINT 11 FREE THROWS 81 REBOUNDS 19 FOUL RANGE 13-23 FOUL DRAWING 17,5 BLOCKS RATE B 2 ASSIST RATE A 3 STEALS RATE S 3		FIELD GOAL ATTEMPTS 41 THREE POINT 7(3) FREE THROWS 34 FREE THROWS 78 REBOUNDS 10 FOUL RANGE 31-35 FOUL DRAWING 4,6 BLOCKS RATE B 0 ASSIST RATE A 8 STEALS RATE S 2		FIELD GOAL ATTEMPTS 53 THREE POINT 6 FREE THROWS 42 REBOUNDS 36 FOUL RANGE 42-46 FOUL DRAWING 8 BLOCKS RATE B 9 ASSIST RATE A 2 STEALS RATE S 5	 ALL-DEFENSIVE FIRST TEAM
DEFENSE - 5		DEFENSE - 4		DEFENSE - 2		DEFENSE - 10	
ALL-NBA THIRD TEAM							

Detroit Pistons 2001-2002		Detroit Pistons 2001-2002		Detroit Pistons 2001-2002		Detroit Pistons 2001-2002	
14	Damon Jones	30	Cliff Robinson	12	Michael Curry	31	Mikki Moore
 Houston 3 Years 6' 3" 185 Lbs Guard 67 Games Injury rate 5		 Connecticut 12 Years 6' 10" 225 Lbs Forward 80 Games Injury rate 2		 Georgia South. 7 Years 6' 5" 210 Lbs Guard For. 82 Games Injury rate 0		 Nebraska 3 Years 7' 0" 230 Lbs Center 30 Games Injury rate 8	
FIELD GOAL  46 ATTEMPTS 5(3) THREE POINT 37 FREE THROWS 72 REBOUNDS 10 FOUL RANGE 61-67 FOUL DRAWING 5,6 BLOCKS RATE B 0 ASSIST RATE A 8 STEALS RATE S 2		FIELD GOAL  44 ATTEMPTS 14(4) THREE POINT 39 FREE THROWS 68 REBOUNDS 14 FOUL RANGE 7-12 FOUL DRAWING 7,2 BLOCKS RATE B 3 ASSIST RATE A 4 STEALS RATE S 3 ALL-DEFENSIVE SECOND TEAM		FIELD GOAL  47 ATTEMPTS 4(1) THREE POINT 27 FREE THROWS 80 REBOUNDS 9 FOUL RANGE 68-76 FOUL DRAWING 4,7 BLOCKS RATE B 1 ASSIST RATE A 4 STEALS RATE S 2		FIELD GOAL  47 ATTEMPTS 3 THREE POINT FREE THROWS 77 REBOUNDS 24 FOUL RANGE 86-00 FOUL DRAWING 12 BLOCKS RATE B 4 ASSIST RATE A 3 STEALS RATE S 3	
DEFENSE - 2		DEFENSE - 9		DEFENSE - 6		DEFENSE - 3	
Detroit Pistons 2001-2002		Indiana Pacers 2001-2002		Indiana Pacers 2001-2002		Indiana Pacers 2001-2002	
39	Zeljko Rebraca	27	Primož Brezec	15	Ron Artest	31	Reggie Miller
 Yugoslavia Rookie 7' 0" 257 Lbs Center For. 74 Games Injury rate 4		 Slovenia Rookie 7' 1" 243 Lbs Forward C. 22 Games Injury rate 8		 St. John's 2 Years 6' 7" 246 Lbs Guard For. 54 Games Injury rate 7		 UCLA 14 Years 6' 7" 202 Lbs Guard 79 Games Injury rate 3	
FIELD GOAL  51 ATTEMPTS 6 THREE POINT FREE THROWS 77 REBOUNDS 25 FOUL RANGE 47-60 FOUL DRAWING 14,8 BLOCKS RATE B 6 ASSIST RATE A 2 STEALS RATE S 2 NBA ALL-ROOKIE SECOND TEAM		FIELD GOAL  48 ATTEMPTS 2 THREE POINT FREE THROWS 60 REBOUNDS 18 FOUL RANGE 89-00 FOUL DRAWING 15,6 BLOCKS RATE B 4 ASSIST RATE A 2 STEALS RATE S 0		FIELD GOAL  46 ATTEMPTS 12(4) THREE POINT 31 FREE THROWS 67 REBOUNDS 17 FOUL RANGE 18-27 FOUL DRAWING 12,6 BLOCKS RATE B 2 ASSIST RATE A 5 STEALS RATE S 9		FIELD GOAL  50 ATTEMPTS 12(6) THREE POINT 41 FREE THROWS 91 REBOUNDS 8 FOUL RANGE 14-17 FOUL DRAWING 11,2 BLOCKS RATE B 0 ASSIST RATE A 5 STEALS RATE S 3	
DEFENSE - 4		DEFENSE - 2		DEFENSE - 6		DEFENSE - 3	
Indiana Pacers 2001-2002		Indiana Pacers 2001-2002		Indiana Pacers 2001-2002		Indiana Pacers 2001-2002	
7	Jermaine O'Neal Most Improved Pl. of the year	12	Kevin Ollie	44	Austin Croshere	3	Al Harrington
 Eau Claire HS 5 Years 6' 11" 226 Lbs Center F. 72 Games Injury rate 5		 Connecticut 4 Years 6' 4" 195 Lbs Guard 81 Games Injury rate 1		 Providence 4 Years 6' 9" 242 Lbs Forward 76 Games Injury rate 4		 St. Patrick's HS 3 Years 6' 9" 254 Lbs Forward 44 Games Injury rate 8	
FIELD GOAL  48 ATTEMPTS 16 THREE POINT FREE THROWS 69 REBOUNDS 28 FOUL RANGE 1-8 FOUL DRAWING 15,2 BLOCKS RATE B 6 ASSIST RATE A 3 STEALS RATE S 2 ALL-NBA THIRD TEAM		FIELD GOAL  39 ATTEMPTS 5(1) THREE POINT 50 FREE THROWS 82 REBOUNDS 11 FOUL RANGE 77-80 FOUL DRAWING 13,2 BLOCKS RATE B 0 ASSIST RATE A 10 STEALS RATE S 4		FIELD GOAL  45 ATTEMPTS 6(2) THREE POINT 34 FREE THROWS 85 REBOUNDS 23 FOUL RANGE 54-59 FOUL DRAWING 8,9 BLOCKS RATE B 2 ASSIST RATE A 4 STEALS RATE S 2		FIELD GOAL  48 ATTEMPTS 11 THREE POINT FREE THROWS 80 REBOUNDS 21 FOUL RANGE 28-37 FOUL DRAWING 11 BLOCKS RATE B 2 ASSIST RATE A 2 STEALS RATE S 3	
DEFENSE - 5		DEFENSE 0		DEFENSE - 1		DEFENSE - 4	



Indiana Pacers 2001-2002		Indiana Pacers 2001-2002		Indiana Pacers 2001-2002		Indiana Pacers 2001-2002	
6	Carlos Rogers	11	Jamal Tinsley	5	Ron Mercer	10	Jeff Foster
 Tennessee St. 7 Years 6' 11" 232 Lbs Forward C. 22 Games Injury rate 8		 Iowa St. Rookie 6' 1" 199 Lbs Guard 80 Games Injury rate 2		 Kentucky 4 Years 6' 7" 210 Lbs Forward G. 53 Games Injury rate 7		 SW Texas St. 2 Years 6' 11" 242 Lbs Center F. 82 Games Injury rate 0	
FIELD GOAL  62 ATTEMPTS 2 THREE POINT FREE THROWS 53 REBOUNDS 23 FOUL RANGE 81-88 FOUL DRAWING 11,3 BLOCKS RATE B 4 ASSIST RATE A 1 STEALS RATE S 3		FIELD GOAL  42 ATTEMPTS 10(3) THREE POINT 24 FREE THROWS 70 REBOUNDS 12 FOUL RANGE 46-53 FOUL DRAWING 7,6 BLOCKS RATE B 2 ASSIST RATE A 16 STEALS RATE S 6 NBA ALL-ROOKIE SECOND TEAM		FIELD GOAL  41 ATTEMPTS 15(2) THREE POINT 29 FREE THROWS 80 REBOUNDS 10 FOUL RANGE 9-13 FOUL DRAWING 6,9 BLOCKS RATE B 1 ASSIST RATE A 4 STEALS RATE S 2		FIELD GOAL  46 ATTEMPTS 5 THREE POINT FREE THROWS 61 REBOUNDS 31 FOUL RANGE 67-76 FOUL DRAWING 10,2 BLOCKS RATE B 2 ASSIST RATE A 2 STEALS RATE S 4	
DEFENSE - 2		DEFENSE - 3		DEFENSE - 1		DEFENSE - 4	
Indiana Pacers 2001-2002		Indiana Pacers 2001-2002		Milwaukee Bucks 2001-2002		Milwaukee Bucks 2001-2002	
24	Johnathan Bender	52	Brad Miller	34	Ray Allen	13	Glenn Robinson
 Picayune HS 2 Years 6' 11" 198 Lbs Forward 78 Games Injury rate 3		 Purdue 3 Years 7' 0" 261 Lbs Center 76 Games Injury rate 4		 Connecticut 5 Years 6' 5" 205 Lbs Guard 69 Games Injury rate 5		 Purdue 7 Years 6' 7" 230 Lbs Forward 66 Games Injury rate 5	
FIELD GOAL  46 ATTEMPTS 6(2) THREE POINT 36 FREE THROWS 77 REBOUNDS 15 FOUL RANGE 60-66 FOUL DRAWING 11 BLOCKS RATE B 3 ASSIST RATE A 2 STEALS RATE S 1		FIELD GOAL  50 ATTEMPTS 10 THREE POINT FREE THROWS 78 REBOUNDS 27 FOUL RANGE 38-45 FOUL DRAWING 16,9 BLOCKS RATE B 2 ASSIST RATE A 4 STEALS RATE S 3		FIELD GOAL  49 ATTEMPTS 17(8) THREE POINT 43 FREE THROWS 87 REBOUNDS 12 FOUL RANGE 7-11 FOUL DRAWING 9,7 BLOCKS RATE B 1 ASSIST RATE A 6 STEALS RATE S 3		FIELD GOAL  49 ATTEMPTS 18(3) THREE POINT 33 FREE THROWS 84 REBOUNDS 17 FOUL RANGE 1-6 FOUL DRAWING 12 BLOCKS RATE B 2 ASSIST RATE A 4 STEALS RATE S 4	
DEFENSE - 1		DEFENSE - 5		DEFENSE - 4		DEFENSE - 4	
Milwaukee Bucks 2001-2002		Milwaukee Bucks 2001-2002		Milwaukee Bucks 2001-2002		Milwaukee Bucks 2001-2002	
10	Sam Cassell	5	Tim Thomas	50	Greg Anthony	35	Jason Caffey
 Florida St. 8 Years 6' 3" 185 Lbs Guard 74 Games Injury rate 4		 Villanova 4 Years 6' 10" 230 Lbs Forward 74 Games Injury rate 4		 UNLV 10 Years 6' 1" 180 Lbs Guard 60 Games Injury rate 6		 Alabama 6 Years 6' 8" 256 Lbs Forward 23 Games Injury rate 8	
FIELD GOAL  49 ATTEMPTS 17(3) THREE POINT 35 FREE THROWS 86 REBOUNDS 12 FOUL RANGE 12-17 FOUL DRAWING 12,6 BLOCKS RATE B 0 ASSIST RATE A 11 STEALS RATE S 3		FIELD GOAL  48 ATTEMPTS 11(4) THREE POINT 33 FREE THROWS 79 REBOUNDS 15 FOUL RANGE 18-25 FOUL DRAWING 9 BLOCKS RATE B 2 ASSIST RATE A 3 STEALS RATE S 3		FIELD GOAL  43 ATTEMPTS 8(3) THREE POINT 29 FREE THROWS 66 REBOUNDS 9 FOUL RANGE 36-41 FOUL DRAWING 6 BLOCKS RATE B 0 ASSIST RATE A 11 STEALS RATE S 5		FIELD GOAL  51 ATTEMPTS 4 THREE POINT FREE THROWS 63 REBOUNDS 18 FOUL RANGE 53-62 FOUL DRAWING 15,2 BLOCKS RATE B 2 ASSIST RATE A 3 STEALS RATE S 1	
DEFENSE - 4		DEFENSE - 1		DEFENSE - 1		DEFENSE - 2	

Milwaukee Bucks 2001-2002		Milwaukee Bucks 2001-2002		Milwaukee Bucks 2001-2002		Milwaukee Bucks 2001-2002	
17 Anthony Mason		21 Darvin Ham		22 Michael Redd		40 Ervin Johnson	
	Tennessee St. 11 Years 6' 8" 255 Lbs Forward 82 Games Injury rate 0		Texas Tech 4 Years 6' 7" 240 Lbs Forward 70 Games Injury rate 5		Ohio State 1 Years 6' 6" 214 Lbs Guard 67 Games Injury rate 5		N. Orleans 8 Years 6' 11" 255 Lbs Center 81 Games Injury rate 1
FIELD GOAL ATTEMPTS 	50 8	FIELD GOAL ATTEMPTS 	58 4	FIELD GOAL ATTEMPTS 	50 10(3)	FIELD GOAL ATTEMPTS 	46 3
THREE POINT FREE THROWS	70	THREE POINT FREE THROWS	50	THREE POINT FREE THROWS	44 79	THREE POINT FREE THROWS	45
REBOUNDS	21	REBOUNDS	17	REBOUNDS	16	REBOUNDS	28
FOUL RANGE	31-35	FOUL RANGE	42-52	FOUL RANGE	26-30	FOUL RANGE	68-77
FOUL DRAWING	7	FOUL DRAWING	10,2	FOUL DRAWING	8,1	FOUL DRAWING	4
BLOCKS RATE	B 1	BLOCKS RATE	B 3	BLOCKS RATE	B 0	BLOCKS RATE	B 5
ASSIST RATE	A 7	ASSIST RATE	A 4	ASSIST RATE	A 4	ASSIST RATE	A 1
STEALS RATE	S 2	STEALS RATE	S 2	STEALS RATE	S 3	STEALS RATE	S 2
DEFENSE - 4		DEFENSE - 3		DEFENSE - 1		DEFENSE - 3	
Milwaukee Bucks 2001-2002		Milwaukee Bucks 2001-2002		Milwaukee Bucks 2001-2002		Toronto Raptors 2001-2002	
41 Mark Pope		11 Rafer Alston		6 Joel Przybilla		15 Vince Carter	
	Kentucky 3 Years 6' 10" 235 Lbs Center F. 45 Games Injury rate 8		Fresno St. 2 Years 6' 2" 173 Lbs Guard 50 Games Injury rate 7		Minnesota 1 Year 7' 1" 255 Lbs Center 71 Games Injury rate 5		N. Carolina 3 Years 6' 6" 225 Lbs Guard F. 60 Games Injury rate 6
FIELD GOAL ATTEMPTS 	48 3	FIELD GOAL ATTEMPTS 	33 4(2)	FIELD GOAL ATTEMPTS 	54 2	FIELD GOAL ATTEMPTS 	44 22(6)
THREE POINT FREE THROWS	52	THREE POINT FREE THROWS	38 62	THREE POINT FREE THROWS	42	THREE POINT FREE THROWS	39 80
REBOUNDS	17	REBOUNDS	12	REBOUNDS	25	REBOUNDS	13
FOUL RANGE	78-86	FOUL RANGE	63-67	FOUL RANGE	87-00	FOUL RANGE	1-6
FOUL DRAWING	4,9	FOUL DRAWING	4,8	FOUL DRAWING	8	FOUL DRAWING	12,9
BLOCKS RATE	B 3	BLOCKS RATE	B 0	BLOCKS RATE	B 10	BLOCKS RATE	B 2
ASSIST RATE	A 2	ASSIST RATE	A 14	ASSIST RATE	A 1	ASSIST RATE	A 6
STEALS RATE	S 3	STEALS RATE	S 5	STEALS RATE	S 2	STEALS RATE	S 4
DEFENSE - 2		DEFENSE 0		DEFENSE - 5		DEFENSE - 6	
Toronto Raptors 2001-2002		Toronto Raptors 2001-2002		Toronto Raptors 2001-2002		Toronto Raptors 2001-2002	
33 Antonio Davis		20 Alvin Williams		34 Hakeem Olajuwon		24 Morris Peterson	
	Texas-El Paso 8 Years 6' 9" 230 Lbs Forward C. 77 Games Injury rate 3		Villanova 4 Years 6' 5" 185 Lbs Guard 82 Games Injury rate 0		Houston 17 Years 7' 0" 255 Lbs Center 61 Games Injury rate 5		Michigan St. 1 Year 6' 7" 218 Lbs Forward G. 63 Games Injury rate 5
FIELD GOAL ATTEMPTS 	43 13	FIELD GOAL ATTEMPTS 	44 12(3)	FIELD GOAL ATTEMPTS 	47 7	FIELD GOAL ATTEMPTS 	47 13(4)
THREE POINT FREE THROWS	82	THREE POINT FREE THROWS	32 74	THREE POINT FREE THROWS	56	THREE POINT FREE THROWS	37 75
REBOUNDS	25	REBOUNDS	10	REBOUNDS	27	REBOUNDS	11
FOUL RANGE	7-12	FOUL RANGE	19-23	FOUL RANGE	37-44	FOUL RANGE	13-18
FOUL DRAWING	12	FOUL DRAWING	4,8	FOUL DRAWING	6,1	FOUL DRAWING	8,5
BLOCKS RATE	B 3	BLOCKS RATE	B 1	BLOCKS RATE	B 7	BLOCKS RATE	B 1
ASSIST RATE	A 3	ASSIST RATE	A 10	ASSIST RATE	A 3	ASSIST RATE	A 5
STEALS RATE	S 2	STEALS RATE	S 5	STEALS RATE	S 5	STEALS RATE	S 4
DEFENSE - 6		DEFENSE - 5		DEFENSE - 4		DEFENSE - 7	



Toronto Raptors 2001-2002				Toronto Raptors 2001-2002				Toronto Raptors 2001-2002				Toronto Raptors 2001-2002			
7 Keon Clark				13 Jerome Williams				30 Dell Curry				35 Tracy Murray			
	UNLV	3	Years		Georgetown	5	Years		Virginia Tech	15	Years		UCLA	9	Years
	6' 11"	220	Lbs		6' 9"	206	Lbs		6' 5"	205	Lbs		6' 7"	228	Lbs
	Center F.	81	Games		Forward	68	Games		Guard	56	Games		Forward G.	40	Games
	Injury rate	1			Injury rate	5			Injury rate	6			Injury rate	8	
FIELD GOAL ATTEMPTS		49	10	FIELD GOAL ATTEMPTS		49	6	FIELD GOAL ATTEMPTS		44	7(3)	FIELD GOAL ATTEMPTS		44	6(3)
THREE POINT				THREE POINT				THREE POINT				THREE POINT			
FREE THROWS		67		FREE THROWS		68		FREE THROWS		89		FREE THROWS		81	
REBOUNDS		28		REBOUNDS		24		REBOUNDS		9		REBOUNDS		11	
FOUL RANGE		24-32		FOUL RANGE		45-51		FOUL RANGE		33-36		FOUL RANGE		52-57	
FOUL DRAWING		10,5		FOUL DRAWING		12,4		FOUL DRAWING		4,2		FOUL DRAWING		4,4	
BLOCKS RATE		B 6		BLOCKS RATE		B 2		BLOCKS RATE		B 1		BLOCKS RATE		B 2	
ASSIST RATE		A 2		ASSIST RATE		A 3		ASSIST RATE		A 4		ASSIST RATE		A 2	
STEALS RATE		S 3		STEALS RATE		S 5		STEALS RATE		S 2		STEALS RATE		S 2	
DEFENSE - 7				DEFENSE - 3				DEFENSE - 1				DEFENSE - 1			
Toronto Raptors 2001-2002				Toronto Raptors 2001-2002				Toronto Raptors 2001-2002				Toronto Raptors 2001-2002			
1 Chris Childs				00 Eric Montross				8 Jermaine Jackson				44 Derrick Dial			
	Boise State	7	Years		N. Carolina	7	Years		Detroit Mercy	1	Years		East. Michigan	2	Years
	6' 3"	195	Lbs		7' 0"	270	Lbs		6' 5"	204	Lbs		6' 4"	185	Lbs
	Guard	69	Games		Center	49	Games		Guard	24	Games		Guard	32	Games
	Injury rate	5			Injury rate	8			Injury rate	8			Injury rate	8	
FIELD GOAL ATTEMPTS		36	5(2)	FIELD GOAL ATTEMPTS		40	3	FIELD GOAL ATTEMPTS		48	2	FIELD GOAL ATTEMPTS		37	4
THREE POINT		28		THREE POINT				THREE POINT				THREE POINT			
FREE THROWS		82		FREE THROWS		32		FREE THROWS		67		FREE THROWS		75	
REBOUNDS		10		REBOUNDS		21		REBOUNDS		10		REBOUNDS		19	
FOUL RANGE		58-65		FOUL RANGE		69-78		FOUL RANGE		96-00		FOUL RANGE		66-68	
FOUL DRAWING		4,5		FOUL DRAWING		4,7		FOUL DRAWING		8,6		FOUL DRAWING		8	
BLOCKS RATE		B 0		BLOCKS RATE		B 4		BLOCKS RATE		B 0		BLOCKS RATE		B 1	
ASSIST RATE		A 13		ASSIST RATE		A 1		ASSIST RATE		A 12		ASSIST RATE		A 7	
STEALS RATE		S 4		STEALS RATE		S 2		STEALS RATE		S 3		STEALS RATE		S 3	
DEFENSE - 4				DEFENSE - 2				DEFENSE - 2				DEFENSE 0			