

A few notes regarding the 2009-2010 BZH ratings:

### 1. Team GF/GA and GFH/GAH Per Game and GFR/GAR Per Game

The total team GF and GA in each team's stat section (top right corner of each sheet) reflects each team's GF/GA in the NHL standings, which includes one "team" GF for a shoot out win and one "team" GA for each shoot out loss. Each team's GFH, GAH, GFR, and GAR are calculated based on the actual goals that the players scored (i.e. regulation and five minute OT goals) so there will be a slight difference between the two if you divided the total team GF or GA by 82. This is correct as the GFH, GAH, GFR, and GAR are calculated on the actual number of goals credited to players.

### 2. Goalie hGAA and aGAA Splits

I've included these optional ratings again this year and like last year, there are a handful of goalies who played for more than one team that ESPN.com dropped the ball (puck?) on when posting there splits. What they basically did was post the same goalie's split stats for one team that he played for, for both teams he played for. Therefore these goalies only have split hGAA and aGAA for one of the teams that they played for. For the other team that they played for I just used their overall GAA with that team with no splits. Clear as mud, right? In these cases, you could just use the goalie's overall GAA or use the Team GAH and GAR ratings. The following goalies were affected:

ANA	Jean-Sebastien	Giguere	(ANA splits were actually his TOR splits)
ANA	Curtis	McIlhinney	(ANA " " " " CAL " )
NYR	Alex	Auld	(NYR " " " " DAL " )
PHI	Mike	Leighton	(PHI " " " " CAR " )
TOR	Vesa	Toskala	(TOR " " " " CAL " )

### 3. Difference Between "-" (dash) and "0.00" in the Goalie Ratings

Goalie's with a "-" in their split ratings are the goalies mentioned above and the "-" indicates that the data was not available and therefore they were not rated. Goalies with "0.00" in any of their GAA ratings are goalies who simply didn't play in any Home or in any Away games for that team. These are almost always goalies who only played in a couple of games, but simply didn't appear either at Home or Away and therefore their hGAA or aGAA will be 0.00 respectively. On exception that I can recall off-hand is Vesa Toskala who appeared in six games for Calgary, all Away games and no Home games.

### 4. Goalies Who Appeared But Did Not Start Any Games.

These goalies are listed on the team roster sheets, however they will not be included in the Goalie "START" ranges, if you use those. Their "GS" (Games Started) stat should be 0.

### 5. Rounding and Goal, Assist, Penalty Ranges

If you look really close you'll notice that sometimes, for example, a player that played in 80 games and scored 10 goals might have a GOAL RANGE one point higher or one point lower than other players on the team with comparable stats. This is due to the fact that the 1-1000 ranges almost always have to be adjusted up or down 1-3 points because of rounding. In these cases, I always rounded up one point to the player(s) who were closest to but not greater than x.5 and rounded down one point to the player(s) who were closest to and greater than x.5. In cases of ties, I rounded up the higher scoring players and rounded down the lower scoring players one point each as applicable.

Enjoy,

Ron "beatembucs"





<b>GFR</b>	<b>2.24</b>
<b>GAR</b>	<b>3.10</b>

[illegible]

# Atlanta Thrashers

## 2009-10



<b>GFH</b>	<b>2.41</b>		<b>GFR</b>	<b>2.37</b>
<b>GAH</b>	<b>2.37</b>		<b>GAR</b>	<b>2.29</b>

[illegible]



<b>GFR</b>	2.66
<b>GAR</b>	2.66

[illegible]



<b>GFH</b>	<b>2.32</b>		<b>GFR</b>	<b>2.59</b>
<b>GAH</b>	<b>2.32</b>		<b>GAR</b>	<b>2.63</b>

[illegible]



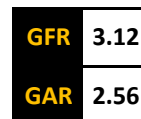
<b>GFH</b>	<b>2.88</b>		<b>GFR</b>	<b>2.63</b>
<b>GAH</b>	<b>2.98</b>		<b>GAR</b>	<b>3.15</b>

[illegible]





<b>GFH</b>	<b>3.27</b>
<b>GAH</b>	<b>2.39</b>

[illegible]



<b>GFR</b>	<b>2.78</b>
<b>GAR</b>	<b>3.05</b>

[illegible]



<b>GFR</b>	<b>2.56</b>
<b>GAR</b>	<b>3.51</b>

[illegible]



<b>GFR</b>	2.54
<b>GAR</b>	3.20

[illegible]



<b>GFR</b>	<b>2.51</b>
<b>GAR</b>	<b>2.73</b>

[illegible]



<b>GfH</b>	<b>2.80</b>		<b>GfR</b>	<b>2.22</b>
<b>GAH</b>	<b>3.17</b>		<b>GAR</b>	<b>3.61</b>

[illegible]

# Florida Panthers

## 2009-10

W	L	OTL	PTS	GF	GA
32	37	13	77	208	244

<b>GFH</b>	<b>2.66</b>
<b>GAH</b>	<b>2.83</b>



<b>GFR</b>	<b>2.27</b>
<b>GAR</b>	<b>2.88</b>

[illegible][illegible]





GFH	2.98		GFR	2.66
GAH	2.59		GAR	2.56

[illegible]



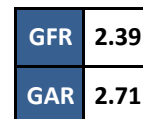


<b>GFH</b>	<b>3.12</b>		<b>GFR</b>	<b>2.10</b>
<b>GAH</b>	<b>2.80</b>		<b>GAR</b>	<b>3.02</b>

[illegible]



<b>GFH</b>	<b>2.73</b>
<b>GAH</b>	<b>2.61</b>

[illegible]



<b>GFR</b>	<b>2.80</b>
<b>GAR</b>	<b>2.98</b>

[illegible]



<b>GFR</b>	<b>2.27</b>
<b>GAR</b>	<b>2.41</b>

[illegible]



<b>GFR</b>	<b>2.34</b>
<b>GAR</b>	<b>3.56</b>

[illegible]



<b>GFR</b>	<b>2.32</b>
<b>GAR</b>	<b>2.51</b>

Goalie	Trade	Start	W-L-OTL	GP	GS	GAA	nGAA	aGAA	SO
Henrik Lundqvist		1 - 878	35-27-10	73	72	2.38	2.45	2.30	4
Steve Valiquette		879 - 939	2-3-0	6	5	3.74	3.00	4.10	1
Chad Johnson		940 - 988	1-2-1	5	4	2.35	4.50	1.99	0
Alex Auld	From Dallas	989 - 1000	0-1-0	3	1	2.52	-	-	0
Matt Zaba			0-0-0	1	0	3.56	0.00	3.56	0



<b>GFH</b>	<b>2.90</b>		<b>GFR</b>	<b>2.46</b>
<b>GAH</b>	<b>2.46</b>		<b>GAR</b>	<b>3.22</b>

[illegible]





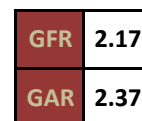
<b>GFR</b>	<b>2.71</b>
<b>GAR</b>	<b>2.93</b>

Goalie	Trade	Start	W-L-OTL	GP	GS	GAA	hGAA	aGAA	SO
Brian Boucher		1 - 317	9-18-3	33	26	2.76	2.46	3.01	1
Ray Emery		318 - 671	16-11-1	29	29	2.64	2.52	2.87	3
Mike Leighton	From Carolina	672 - 988	16-5-2	27	26	2.48	-	-	1
Johan Backlund		989 - 1000	0-1-0	1	1	3.00	0.00	3.00	0
Jeremy Duchesne			0-0-0	1	0	3.59	0.00	3.59	0






<b>GFH</b>	<b>2.98</b>
<b>GAH</b>	<b>2.41</b>

[illegible]



<b>GFH</b>	<b>3.41</b>
<b>GAH</b>	<b>2.76</b>

[illegible]



<b>GFR</b>	<b>2.73</b>
<b>GAR</b>	<b>2.56</b>

[illegible]

# San Jose Sharks

## 2009-10

W	L	OTL	PTS	GF	GA
51	20	11	113	264	215

<b>GFH</b>	<b>3.39</b>		<b>GFR</b>	<b>2.88</b>
<b>GAH</b>	<b>2.32</b>		<b>GAR</b>	<b>2.78</b>

[illegible][illegible]



<b>GFR</b>	<b>2.46</b>
<b>GAR</b>	<b>3.56</b>

[illegible]



<b>GFR</b>	<b>2.61</b>
<b>GAR</b>	<b>3.56</b>

[illegible]



<b>GFR</b>	<b>2.93</b>
<b>GAR</b>	<b>3.22</b>

[illegible]





<b>GFR</b>	<b>3.83</b>
<b>GAR</b>	<b>2.95</b>

[illegible]