



2015 Arizona Diamondbacks Paul Goldschmidt	2015 Arizona Diamondbacks A.J. Pollock	2015 Arizona Diamondbacks Ender Inciarte	2015 Arizona Diamondbacks Chris Owings
1B - 157 (E1) DH - 2 	CF - 151 (E1/T3) 	RF - 77 (E3/T5) LF - 47 (E2/T5) CF - 22 (E3/T5)	2B - 115 (E1) SS - 35 (E1)
OBR: B SP: B H&R: 0 vs RH: 79% CD: 2 BD: 2 SAC: DD INJ: 2	OBR: A SP: A H&R: 0 vs RH: 78% CD: 0 BD: 0 SAC: DD INJ: 3	OBR: A SP: B H&R: 0 vs RH: 73% CD: 1 BD: 0 SAC: CC INJ: 6	OBR: A SP: B H&R: 0 vs RH: 77% CD: 0 BD: 0 SAC: BB INJ: 5
vs L vs R vs L vs R 1BF: 11-12 11 3B8: 34 1B7: 13-17 12-13 HR: 35-43 28-35 1B8: 18-23 14-15 K: 44-66 36-55 1B9: 24-27 16-17 BB: 67-82 56-75 2B7: 28-31 18-22 HBP: 2B8: 32 23-25 Out: 83-88 76-88 2B9: 33 26-27 Cht: RP RP	vs L vs R vs L vs R 1BF: 11-12 11-12 3B8: 37 36 1B7: 13-17 13-16 HR: 38-43 37-42 1B8: 18-23 17-21 K: 44-48 43-48 1B9: 24-27 22-25 BB: 51-52 51-53 2B7: 28-32 26-28 HBP: 2B8: 33-34 31-33 Out: 53-88 54-88 2B9: 35-36 34-35 Cht: RP RP	vs L vs R vs L vs R 1BF: 11 11-12 3B8: 26-27 37 1B7: 12-14 13-17 HR: 38-41 1B8: 15-17 18-23 K: 28-33 42-43 1B9: 18-22 24-27 BB: 2B7: 23 28-31 HBP: 34 44 2B8: 24 32-34 Out: 35-88 45-88 2B9: 25 35-36 Cht: LN LN	vs L vs R vs L vs R 1BF: 11 3B8: 21 31 1B7: 11 12-14 HR: 22 32 1B8: 15-17 K: 23-57 33-56 1B9: 12 18-22 BB: 58 2B7: 13-14 23-24 HBP: 2B8: 15-16 25-26 Out: 61-88 57-88 2B9: 17-18 27-28 Cht: RN RN
567 AB, .321 AVG, 33 HR, 1.005 OPS Age: 27	609 AB, .315 AVG, 20 HR, .865 OPS Age: 27	524 AB, .303 AVG, 6 HR, .747 OPS Age: 24	515 AB, .227 AVG, 4 HR, .587 OPS Age: 23
2015 Arizona Diamondbacks David Peralta	2015 Arizona Diamondbacks Nick Ahmed	2015 Arizona Diamondbacks Yasmany Tomas	2015 Arizona Diamondbacks Jake Lamb
LF - 124 (E1/T3) RF - 9 (E0/T3) CF - 1 (E0/T3)	SS - 129 (E2)	RF - 57 (E2/T3) 3B - 31 (E8) LF - 6 (E10/T3) 1B - 4 (E0) DH - 3	3B - 95 (E3) 1B - 8 (E0)
OBR: B SP: C H&R: 0 vs RH: 83% CD: 0 BD: 0 SAC: DD INJ: 5	OBR: A SP: D H&R: 0 vs RH: 74% CD: 1 BD: 0 SAC: BB INJ: 6	OBR: C SP: D H&R: 0 vs RH: 72% CD: 0 BD: 0 SAC: DD INJ: 7	OBR: C SP: D H&R: 0 vs RH: 87% CD: 1 BD: 0 SAC: DD INJ: 7
vs L vs R vs L vs R 1BF: 11 11 3B8: 24-26 32-33 1B7: 12-13 12-14 HR: 27 34-38 1B8: 14-15 15-17 K: 28-55 41-56 1B9: 16-17 18-22 BB: 56-57 57-62 2B7: 18 23-24 HBP: 58 63 2B8: 21-22 25-27 Out: 61-88 64-88 2B9: 23 28-31 Cht: LN LP	vs L vs R vs L vs R 1BF: 11 3B8: 32-34 22 1B7: 12-16 11-12 HR: 35-36 23-25 1B8: 17-21 13 K: 37-43 26-43 1B9: 22-25 14 BB: 44-47 2B7: 26-27 15-16 HBP: 2B8: 28 17-18 Out: 48-88 44-88 2B9: 31 21 Cht: RN RN	vs L vs R vs L vs R 1BF: 11 11 3B8: 28-31 1B7: 12-14 12-16 HR: 32-35 33-34 1B8: 15-16 17-21 K: 36-55 35-64 1B9: 17-21 22-25 BB: 56 2B7: 22-23 26-27 HBP: 57 65 2B8: 24-25 28-31 Out: 58-88 66-88 2B9: 26-27 32 Cht: RP RN	vs L vs R vs L vs R 1BF: 11 11 3B8: 28-31 1B7: 12-13 12-14 HR: 18-22 32-33 1B8: 14-15 15-16 K: 23-67 34-55 1B9: 16-17 17-21 BB: 68-75 56-62 2B7: 22-23 HBP: 2B8: 24-25 Out: 76-88 63-88 2B9: 26-27 Cht: LN LN
462 AB, .312 AVG, 17 HR, .893 OPS Age: 27	421 AB, .226 AVG, 9 HR, .634 OPS Age: 25	406 AB, .273 AVG, 9 HR, .707 OPS Age: 24	350 AB, .263 AVG, 6 HR, .716 OPS Age: 24
2015 Arizona Diamondbacks Welington Castillo	2015 Arizona Diamondbacks Aaron Hill	2015 Arizona Diamondbacks Jarrod Saltalamacchia	2015 Arizona Diamondbacks Tuffy Gosewisch
C - 88 (E1/TB) DH - 2	2B - 47 (E1) 3B - 38 (E5) DH - 2	C - 47 (E1/TC) 1B - 4 (E0) DH - 2	C - 37 (E1/TB)
OBR: D SP: D H&R: 0 vs RH: 73% CD: 0 BD: 1 SAC: DD INJ: 7	OBR: C SP: C H&R: 0 vs RH: 66% CD: 0 BD: 0 SAC: DD INJ: 7	OBR: D SP: D H&R: 0 vs RH: 80% CD: 0 BD: 0 SAC: CC INJ: 8	OBR: D SP: D H&R: 0 vs RH: 79% CD: 0 BD: 0 SAC: DD INJ: 8
vs L vs R vs L vs R 1BF: 3B8: 1B7: 11-12 11-12 HR: 22-28 23-28 1B8: 13 13 K: 31-65 31-51 1B9: 14-15 14 BB: 66-72 2B7: 16-17 15-16 HBP: 73-74 52-53 2B8: 18 17-18 Out: 75-88 54-88 2B9: 21 21-22 Cht: RP RP	vs L vs R vs L vs R 1BF: 11 3B8: 1B7: 12-15 11-12 HR: 27-28 25-26 1B8: 16-18 13 K: 31-48 27-33 1B9: 21-23 14 BB: 51 34-41 2B7: 24 15-17 HBP: 2B8: 25 18-22 Out: 52-88 42-88 2B9: 26 23-24 Cht: RN RN	vs L vs R vs L vs R 1BF: 3B8: 1B7: 11 HR: 27-36 21-24 1B8: 12 K: 37-54 25-63 1B9: 13 BB: 55-63 64-71 2B7: 14-17 11-13 HBP: 64 72 2B8: 18-23 14-16 Out: 65-88 73-88 2B9: 24-26 17-18 Cht: SP SP	vs L vs R vs L vs R 1BF: 11 3B8: 1B7: 11 12-14 HR: 28 1B8: 12 15-16 K: 18-32 31-42 1B9: 13 17-21 BB: 33-38 2B7: 14-15 22-23 HBP: 41 43 2B8: 16 24-25 Out: 42-88 44-88 2B9: 17 26-27 Cht: RN RN
342 AB, .237 AVG, 19 HR, .750 OPS Age: 28 (30 games for CHC/SEA)	313 AB, .230 AVG, 6 HR, .640 OPS Age: 33	200 AB, .225 AVG, 9 HR, .745 OPS Age: 30 (9 games for MIA)	128 AB, .211 AVG, 1 HR, .542 OPS Age: 31

2015 Arizona Diamondbacks Philip Gosselin	2015 Arizona Diamondbacks Jordan Pacheco	2015 Arizona Diamondbacks Brandon Drury	2015 Arizona Diamondbacks Oscar Hernandez
2B - 16 (E4) 3B - 7 (E7) LF - 3 (E0/T2)	C - 18 (E1/TC) 1B - 2 (E0)	3B - 11 (E0) 2B - 6 (E5) SS - 1 (E0)	C - 13 (E0/TA) DH - 1
OBR: B SP: D H&R: 0 vs RH: 70% CD: 0 BD: 0 SAC: DD INJ: 8	OBR: B SP: D H&R: 0 vs RH: 76% CD: 0 BD: 0 SAC: DD INJ: 8	OBR: D SP: D H&R: 0 vs RH: 61% CD: 0 BD: 0 SAC: DD INJ: 8	OBR: A SP: D H&R: 0 vs RH: 92% CD: 2 BD: 0 SAC: AA INJ: 8
vs L vs R vs L vs R	vs L vs R vs L vs R	vs L vs R vs L vs R	vs L vs R vs L vs R
1BF: 11 3B8: 36-37	1BF: 11-12 11 3B8:	1BF: 11 3B8:	1BF: 11 3B8:
1B7: 11-12 12-16 HR: 38-44	1B7: 13-17 12-15 HR: 24-27	1B7: 12-15 HR: 32-44	1B7: 12-13 HR:
1B8: 13 17-21 K: 34-37 45-54	1B8: 18-23 16-18 K: 28-56 28-38	1B8: 16-18 K: 45-52 18-26	1B8: 14 K: 11-48 23-75
1B9: 14 22-25 BB: 38-56	1B9: 24-27 21-23 BB: 57-73 41-46	1B9: 21-23 BB:	1B9: 15-16 BB: 76-82
2B7: 15-21 26-28 HBP: 57-58 55-56	2B7: HBP: 74-75 47-48	2B7: 24-25 11-13 HBP: 53-54 27-28	2B7: 17-18 HBP: 51-54 83-86
2B8: 22-26 31-33 Out: 61-88 57-88	2B8: Out: 76-88 51-88	2B8: 26-27 14-15 Out: 55-88 31-88	2B8: 21 Out: 55-88 87-88
2B9: 27-33 34-35 Cht: RN RP	2B9: Cht: RN RP	2B9: 28-31 16-17 Cht: RP RN	2B9: 22 Cht: RN RN
106 AB, .311 AVG, 3 HR, .873 OPS Age: 26 (20 games for ATL)	66 AB, .242 AVG, 2 HR, .667 OPS Age: 29	56 AB, .214 AVG, 2 HR, .629 OPS Age: 22	31 AB, .161 AVG, 0 HR, .451 OPS Age: 21
2015 Arizona Diamondbacks Rubby De La Rosa	2015 Arizona Diamondbacks Chase Anderson	2015 Arizona Diamondbacks Jeremy Hellickson	2015 Arizona Diamondbacks Robbie Ray
Throws: R Bats: R Starts: 32 Relief: 0	Throws: R Bats: R Starts: 27 Relief: 0	Throws: R Bats: R Starts: 27 Relief: 0	Throws: L Bats: L Starts: 23 Relief: 0
SR: 15 RR: 0 vs RH: 52% CD: 1 ERR: 0 INJ: 3	SR: 14 RR: 0 vs RH: 56% CD: 0 ERR: 8 INJ: 4	SR: 14 RR: 0 vs RH: 61% CD: 0 ERR: 6 INJ: 4	SR: 13 RR: 0 vs RH: 83% CD: 0 ERR: 0 INJ: 5
PB vs L: 2-5 PB vs R: 2-7 vs L vs R vs L vs R	PB vs L: 2-6 PB vs R: 2-6 vs L vs R vs L vs R	PB vs L: 2-6 PB vs R: 2-6 vs L vs R vs L vs R	PB vs L: 2-6 PB vs R: 2-6 vs L vs R vs L vs R
1BF: 11 11 K: 33-46 24-44	1BF: 11 11 K: 26-44 28-43	1BF: 11 11 K: 26-43 25-43	1BF: 11 11 K: 26-47 25-45
1B7: 12-16 12-14 BB: 47-55 45-47	1B7: 12-15 12-16 BB: 45-52 44-45	1B7: 12-15 12-15 BB: 44-51 44-46	1B7: 12-15 12-15 BB: 48-52 46-54
1B8: 17-24 15-17 PB: 56 48	1B8: 16-21 17-22 PB: 53 46	1B8: 16-21 16-18 PB: 52 47	1B8: 16-21 16-18 PB: 53 55
1B9: 25-31 18-22 WP: 57 51	1B9: 22-25 23-27 WP: 54 47	1B9: 22-25 21-24 WP: 53-54 48-51	1B9: 22-25 21-24 WP: 54 56
Balk: 32 23 Out: 58-88 52-88	Balk: Out: 55-88 48-88	Balk: Out: 55-88 52-88	Balk: Out: 55-88 57-88
14-9, 4.67 ERA, 1.36 WHIP 188.2 IP, 193 H, 150 K, 63 BB Age: 26	6-6, 4.30 ERA, 1.30 WHIP 152.2 IP, 158 H, 111 K, 40 BB Age: 27	9-12, 4.62 ERA, 1.33 WHIP 146 IP, 151 H, 121 K, 43 BB Age: 28	5-12, 3.52 ERA, 1.33 WHIP 127.2 IP, 121 H, 119 K, 49 BB Age: 23
2015 Arizona Diamondbacks Josh Collmenter	2015 Arizona Diamondbacks Patrick Corbin	2015 Arizona Diamondbacks Andrew Chafin	2015 Arizona Diamondbacks Randall Delgado
Throws: R Bats: R Starts: 12 Relief: 32	Throws: L Bats: L Starts: 16 Relief: 0	Throws: L Bats: R Starts: 0 Relief: 66	Throws: R Bats: R Starts: 1 Relief: 63
SR: 11 RR: 7 vs RH: 54% CD: 0 ERR: 0 INJ: 3	SR: 12 RR: 0 vs RH: 83% CD: 1 ERR: 5 INJ: 8	SR: 0 RR: 4 vs RH: 64% CD: 0 ERR: 7 INJ: 1	SR: 7 RR: 5 vs RH: 65% CD: 0 ERR: 0 INJ: 1
PB vs L: 2-6 PB vs R: 2-6 vs L vs R vs L vs R	PB vs L: 2-8 PB vs R: 2-6 vs L vs R vs L vs R	PB vs L: 2-8 PB vs R: 2-7 vs L vs R vs L vs R	PB vs L: 2-7 PB vs R: 2-7 vs L vs R vs L vs R
1BF: 11 11 K: 26-34 28-42	1BF: 11 11 K: 22-45 28-47	1BF: 11 11 K: 21-36 24-41	1BF: 11 11 K: 25-48 24-45
1B7: 12-15 12-16 BB: 35 43-46	1B7: 12-14 12-16 BB: 46-48 48-51	1B7: 12-13 12-14 BB: 37-43 42-48	1B7: 12-15 12-14 BB: 51-64 46-52
1B8: 16-21 17-22 PB: 36 47	1B8: 15-16 17-22 PB: 51 52	1B8: 14-16 15-18 PB: 44 51	1B8: 16-18 15-18 PB: 65 53
1B9: 22-25 23-27 WP: 37 48	1B9: 17-21 23-27 WP: 52-53 53-54	1B9: 17-18 21-23 WP: 45-46 52-53	1B9: 21-24 21-23 WP: 66-67 54-55
Balk: Out: 38-88 51-88	Balk: Out: 54-88 55-88	Balk: Out: 47-88 54-88	Balk: Out: 68-88 56-88
4-6, 1 SV, 3.79 ERA, 1.26 WHIP 121 IP, 129 H, 63 K, 24 BB Age: 29	6-5, 3.60 ERA, 1.27 WHIP 85 IP, 91 H, 78 K, 17 BB Age: 25	5-1, 2 SV, 2.76 ERA, 1.15 WHIP 75 IP, 56 H, 58 K, 30 BB Age: 25	8-4, 1 SV, 3.25 ERA, 1.33 WHIP 72 IP, 63 H, 73 K, 33 BB Age: 25

2015 Arizona Diamondbacks Brad Ziegler	2015 Arizona Diamondbacks Daniel Hudson	2015 Arizona Diamondbacks Zack Godley	2015 Arizona Diamondbacks Archie Bradley
Throws: R Bats: R Starts: 0 Relief: 66	Throws: R Bats: R Starts: 1 Relief: 63	Throws: R Bats: R Starts: 6 Relief: 3	Throws: R Bats: R Starts: 8 Relief: 0
SR: 0 RR: 4 vs RH: 53% CD: 0 ERR: 10 INJ: 1	SR: 7 RR: 4 vs RH: 58% CD: 0 ERR: 8 INJ: 1	SR: 11 RR: 7 vs RH: 58% CD: 2 ERR: 0 INJ: 8	SR: 13 RR: 0 vs RH: 46% CD: 0 ERR: 0 INJ: 8
PB vs L: 2-7 PB vs R: 2-9 vs L vs R vs L vs R	PB vs L: 2-7 PB vs R: 2-6 vs L vs R vs L vs R	PB vs L: 2-8 PB vs R: 2-6 vs L vs R vs L vs R	PB vs L: 2-7 PB vs R: 2-5 vs L vs R vs L vs R
1BF: 11 11 K: 23-34 17-27 1B7: 12-14 12-13 BB: 35-38 28-32 1B8: 15-17 14 PB: 41 33 1B9: 18-22 15-16 WP: 42-43 34-35 Balk: Out: 44-88 36-88	1BF: 11 11 K: 22-45 28-52 1B7: 12-14 12-16 BB: 46-55 53-56 1B8: 15-16 17-22 PB: 56 57 1B9: 17-21 23-27 WP: 57-58 58-61 Balk: Out: 61-88 62-88	1BF: 11 11 K: 21-34 26-54 1B7: 12-13 12-15 BB: 35-47 55-62 1B8: 14-16 16-21 PB: 48 63 1B9: 17-18 22-25 WP: 51-52 64-65 Balk: Out: 53-88 66-88	1BF: 11 11 K: 21-38 35-41 1B7: 12-13 12-17 BB: 41-57 42-46 1B8: 14-16 18-26 PB: 58 47 1B9: 17-18 27-34 WP: 61 48 Balk: Out: 62-88 51-88
0-3, 30 SV, 1.85 ERA, 0.96 WHIP 68 IP, 48 H, 36 K, 17 BB Age: 35	4-3, 4 SV, 3.86 ERA, 1.32 WHIP 67.2 IP, 64 H, 71 K, 25 BB Age: 28	5-1, 3.19 ERA, 1.26 WHIP 36.2 IP, 29 H, 34 K, 17 BB Age: 25	2-3, 5.80 ERA, 1.63 WHIP 35.2 IP, 36 H, 23 K, 22 BB Age: 22
2015 Arizona Diamondbacks David Hernandez	2015 Arizona Diamondbacks Allen Webster	2015 Arizona Diamondbacks Enrique Burgos	2015 Arizona Diamondbacks Jhoulys Chacin
Throws: R Bats: R Starts: 0 Relief: 40	Throws: R Bats: R Starts: 5 Relief: 4	Throws: R Bats: R Starts: 0 Relief: 30	Throws: R Bats: R Starts: 4 Relief: 1
SR: 0 RR: 4 vs RH: 65% CD: 0 ERR: 10 INJ: 4	SR: 16 RR: 9 vs RH: 65% CD: 2 ERR: 10 INJ: 8	SR: 0 RR: 4 vs RH: 61% CD: 0 ERR: 0 INJ: 5	SR: 14 RR: 8 vs RH: 53% CD: 0 ERR: 0 INJ: 8
PB vs L: 2-6 PB vs R: 2-6 vs L vs R vs L vs R	PB vs L: 2-5 PB vs R: 2-6 vs L vs R vs L vs R	PB vs L: 2-6 PB vs R: 2-7 vs L vs R vs L vs R	PB vs L: 2-5 PB vs R: 2-9 vs L vs R vs L vs R
1BF: 11 11 K: 26-47 25-46 1B7: 12-15 12-15 BB: 48-57 47-51 1B8: 16-21 16-18 PB: 58 52 1B9: 22-25 21-24 WP: 61-62 53-54 Balk: Out: 63-88 55-88	1BF: 11 11 K: 34-41 24-37 1B7: 12-17 12-14 BB: 42-58 38-51 1B8: 18-25 15-18 PB: 61 52 1B9: 26-33 21-23 WP: 62-63 53-54 Balk: Out: 64-88 55-88	1BF: 11 11 K: 28-62 24-57 1B7: 12-16 12-14 BB: 63-85 58-63 1B8: 17-22 15-18 PB: 86 64 1B9: 23-27 21-23 WP: 87-88 65-66 Balk: Out: 67-88	1BF: 11 11 K: 32-43 17-38 1B7: 12-16 12-13 BB: 44-56 41-42 1B8: 17-24 14 PB: 57 43 1B9: 25-31 15-16 WP: 58 44 Balk: Out: 61-88 45-88
1-5, 4.28 ERA, 1.31 WHIP 33.2 IP, 33 H, 33 K, 11 BB Age: 30	1-1, 5.81 ERA, 1.68 WHIP 31 IP, 32 H, 17 K, 20 BB Age: 25	2-2, 2 SV, 4.67 ERA, 1.56 WHIP 27 IP, 27 H, 39 K, 15 BB Age: 24	2-1, 3.38 ERA, 1.28 WHIP 26.2 IP, 24 H, 21 K, 10 BB Age: 27
2015 Atlanta Braves Nick Markakis	2015 Atlanta Braves Jace Peterson	2015 Atlanta Braves Andrelton Simmons	2015 Atlanta Braves Cameron Maybin
RF - 153 (E1/T3) DH - 3	2B - 144 (E1)	SS - 147 (E1)	CF - 139 (E1/T4)
OBR: C SP: D H&R: 0 vs RH: 70% CD: 0 BD: 0 SAC: DD INJ: 4	OBR: B SP: D H&R: 0 vs RH: 81% CD: 2 BD: 0 SAC: BB INJ: 4	OBR: B SP: D H&R: 2 vs RH: 80% CD: 2 BD: 0 SAC: DD INJ: 5	OBR: A SP: A H&R: 0 vs RH: 75% CD: 1 BD: 0 SAC: DD INJ: 6
vs L vs R vs L vs R	vs L vs R vs L vs R	vs L vs R vs L vs R	vs L vs R vs L vs R
1BF: 11-12 11 3B8: 35 1B7: 13-16 12-15 HR: 34 1B8: 17-22 16-18 K: 36-44 35-38 1B9: 23-26 21-23 BB: 41-52 2B7: 27-28 24-25 HBP: 45 53 2B8: 31-32 26-28 Out: 46-88 54-88 2B9: 33-34 31-33 Cht: LN LN	1BF: 11 11 3B8: 21 26 1B7: 12 12-14 HR: 22 27 1B8: 13 15-16 K: 23-54 28-43 1B9: 14 17-18 BB: 44-51 2B7: 15 21 HBP: 55 52 2B8: 16-17 22-23 Out: 56-88 53-88 2B9: 18 24-25 Cht: LN LN	1BF: 11 11 3B8: 34 1B7: 12-15 12-16 HR: 26 35 1B8: 16-18 17-21 K: 27-28 1B9: 21-23 22-25 BB: 31-34 36 2B7: 24 26-27 HBP: 35 37 2B8: 25 28-31 Out: 36-88 38-88 2B9: 32-33 Cht: RN RN	1BF: 11-12 11-12 3B8: 26 1B7: 13-14 13-17 HR: 27-31 34-35 1B8: 15-16 18-23 K: 32-53 36-48 1B9: 17-18 24-27 BB: 54-65 51 2B7: 21-22 28-31 HBP: 32 2B8: 23-24 32 Out: 66-88 52-88 2B9: 25 33 Cht: RN RN
612 AB, .296 AVG, 3 HR, .746 OPS Age: 31	528 AB, .239 AVG, 6 HR, .649 OPS Age: 25	535 AB, .265 AVG, 4 HR, .660 OPS Age: 25	505 AB, .267 AVG, 10 HR, .697 OPS Age: 28

2015 Atlanta Braves Michael Bourn	2015 Atlanta Braves Freddie Freeman	2015 Atlanta Braves A.J. Pierzynski	2015 Atlanta Braves Jonny Gomes
CF - 106 (E1/T4) LF - 29 (E0/T4) RF - 3 (E0/T4) DH - 1	1B - 117 (E1) DH - 1	C - 107 (E1/TC) DH - 1	LF - 59 (E0/T4) RF - 8 (E0/T4) DH - 5
OBR: B SP: B H&R: 0 vs RH: 77% CD: 1 BD: 0 SAC: AA INJ: 6	OBR: C SP: D H&R: 0 vs RH: 71% CD: 2 BD: 1 SAC: DD INJ: 7	OBR: D SP: E H&R: 2 vs RH: 79% CD: 1 BD: 0 SAC: DD INJ: 7	OBR: D SP: D H&R: 0 vs RH: 53% CD: 0 BD: 0 SAC: DD INJ: 7
vs L vs R vs L vs R	vs L vs R vs L vs R	vs L vs R vs L vs R	vs L vs R vs L vs R
1BF: 11 11 3B8: 27	1BF: 11 3B8: 27-34	1BF: 11 11 3B8: 34-36	1BF: 11 3B8: 17-23 25-26
1B7: 12-13 12-14 HR:	1B7: 11 12-13 HR: 23 27-34	1B7: 12-15 12-15 HR: 34-36	1B7: 11 11-12 HR: 17-23 25-26
1B8: 14-15 15-17 K: 25-48 28-48	1B8: 12 14-15 K: 24-54 35-47	1B8: 16-18 16-18 K: 33-35	1B8: 12 13-14 K: 24-54 27-66
1B9: 16-17 18-22 BB: 51-61 51-54	1B9: 13 16-17 BB: 55-68 48-55	1B9: 21-23 21-24 BB:	1B9: 13 15-16 BB: 55-75
2B7: 18 23 HBP:	2B7: 14-15 18-21 HBP: 71-72 56-57	2B7: 24-25 25-26 HBP: 36-37 37-38	2B7: 14 17-18 HBP: 76 67
2B8: 21-22 24-25 Out: 62-88 55-88	2B8: 16-18 22-24 Out: 73-88 58-88	2B8: 26-28 27-31 Out: 38-88 41-88	2B8: 15 21-22 Out: 77-88 68-88
2B9: 23-24 26 Cht: LN LN	2B9: 21-22 25-26 Cht: LN LP	2B9: 31-32 32-33 Cht: LN LN	2B9: 16 23-24 Cht: RP RN
425 AB, .238 AVG, 0 HR, .592 OPS Age: 32 (95 games for CLE)	416 AB, .276 AVG, 18 HR, .841 OPS Age: 25	407 AB, .300 AVG, 9 HR, .769 OPS Age: 38	225 AB, .213 AVG, 7 HR, .660 OPS Age: 34 (12 games for KC*)
2015 Atlanta Braves Nick Swisher	2015 Atlanta Braves Adonis Garcia	2015 Atlanta Braves Christian Bethancourt	2015 Atlanta Braves Pedro Ciriaco
DH - 28 LF - 25 (E0/T3) 1B - 12 (E0) RF - 3 (E10/T3)	3B - 42 (E10) LF - 10 (E0/T5)	C - 42 (E1/TA)	3B - 24 (E4) SS - 9 (E0) 2B - 7 (E0) 1B - 2 (E0) LF - 1 (E0/T2) DH - 1
OBR: E SP: D H&R: 0 vs RH: 65% CD: 0 BD: 0 SAC: DD INJ: 8	OBR: D SP: D H&R: 0 vs RH: 69% CD: 1 BD: 1 SAC: DD INJ: 8	OBR: D SP: D H&R: 0 vs RH: 69% CD: 1 BD: 0 SAC: DD INJ: 8	OBR: A SP: D H&R: 0 vs RH: 69% CD: 0 BD: 0 SAC: BB INJ: 7
vs L vs R vs L vs R	vs L vs R vs L vs R	vs L vs R vs L vs R	vs L vs R vs L vs R
1BF: 3B8:	1BF: 11 3B8:	1BF: 3B8:	1BF: 11 11 3B8: 35
1B7: 11 11 HR: 24-27 16-17	1B7: 12-15 11-13 HR: 32-43 28-34	1B7: 11-12 11-12 HR: 26-27	1B7: 12-14 12-16 HR: 36
1B8: 12 12 K: 28-31 18-46	1B8: 16-18 14-15 K: 44-53 35-51	1B8: 13 13-14 K: 22-42 28-46	1B8: 15-16 17-21 K: 26-58 37-61
1B9: 13 13 BB: 32-35 47-64	1B9: 21-23 16-17 BB:	1B9: 14 15-16 BB: 43	1B9: 17-18 22-25 BB:
2B7: 14-16 14 HBP: 36 65	2B7: 24-25 18-22 HBP:	2B7: 15-16 17-21 HBP:	2B7: 21-22 26-28 HBP: 61-62 62-63
2B8: 17-21 15 Out: 37-88 66-88	2B8: 26-27 23-25 Out: 54-88 52-88	2B8: 17-18 22-23 Out: 44-88 47-88	2B8: 23-24 31-32 Out: 63-88 64-88
2B9: 22-23 Cht: SP SN	2B9: 28-31 26-27 Cht: RP RP	2B9: 21 24-25 Cht: RN RN	2B9: 25 33-34 Cht: RN RN
219 AB, .196 AVG, 6 HR, .631 OPS Age: 34 (30 games for CLE)	191 AB, .277 AVG, 10 HR, .790 OPS Age: 30	155 AB, .200 AVG, 2 HR, .515 OPS Age: 23	142 AB, .261 AVG, 1 HR, .627 OPS Age: 29
2015 Atlanta Braves Eury Perez	2015 Atlanta Braves Ryan Lavarney	2015 Atlanta Braves Daniel Castro	2015 Atlanta Braves Todd Cunningham
LF - 29 (E0/T5) RF - 6 (E0/T5) CF - 3 (E10/T5) DH - 1	C - 30 (E1/TB) 1B - 1 (E0)	2B - 12 (E0) SS - 10 (E0) 3B - 5 (E10)	LF - 22 (E0/T3) RF - 4 (E0/T3) CF - 2 (E0/T3)
OBR: B SP: C H&R: 0 vs RH: 83% CD: 0 BD: 0 SAC: AA INJ: 8	OBR: D SP: D H&R: 0 vs RH: 62% CD: 0 BD: 0 SAC: DD INJ: 8	OBR: A SP: D H&R: 0 vs RH: 57% CD: 2 BD: 0 SAC: BB INJ: 8	OBR: B SP: D H&R: 0 vs RH: 88% CD: 2 BD: 0 SAC: DD INJ: 8
vs L vs R vs L vs R	vs L vs R vs L vs R	vs L vs R vs L vs R	vs L vs R vs L vs R
1BF: 11-12 11-12 3B8:	1BF: 3B8:	1BF: 11 11 3B8: 26-27	1BF: 11 3B8:
1B7: 13-18 13-17 HR:	1B7: 11-12 HR: 24-26 21-22	1B7: 12-14 12-16 HR: 31-36	1B7: 11 12-15 HR:
1B8: 21-24 18-23 K: 32 35-51	1B8: 13 K: 27-56 23-48	1B8: 15-17 17-21 K: 37 28-45	1B8: 16-18 K: 27-72 31-41
1B9: 25-31 24-27 BB: 33-44	1B9: 14-15 BB: 57-75 51-53	1B9: 18-22 22-25 BB:	1B9: 12 21-23 BB: 42
2B7: 28-31 HBP: 45-48 52-55	2B7: 16-17 11-13 HBP:	2B7: 23-24 HBP:	2B7: 13-16 24-25 HBP: 73-75 43-45
2B8: 32-33 Out: 51-88 56-88	2B8: 18-21 14-16 Out: 76-88 54-88	2B8: 25-26 Out: 38-88 46-88	2B8: 17-22 26-27 Out: 76-88 46-88
2B9: 34 Cht: RN RN	2B9: 22-23 17-18 Cht: RN RN	2B9: 27-28 Cht: RP RN	2B9: 23-26 28 Cht: SN SN
119 AB, .269 AVG, 0 HR, .633 OPS Age: 25	94 AB, .191 AVG, 2 HR, .602 OPS Age: 27 (10 games for BAL)	96 AB, .240 AVG, 2 HR, .606 OPS Age: 22	86 AB, .221 AVG, 0 HR, .547 OPS Age: 26

2015 Atlanta Braves Shelby Miller	2015 Atlanta Braves Julio Teheran	2015 Atlanta Braves Williams Perez	2015 Atlanta Braves Matt Wisler
Throws: R Bats: R Starts: 33 Relief: 0	Throws: R Bats: R Starts: 33 Relief: 0	Throws: R Bats: R Starts: 20 Relief: 3	Throws: R Bats: R Starts: 19 Relief: 1
SR: 14 RR: 0 vs RH: 54% CD: 0 ERR: 10 INJ: 2	SR: 15 RR: 0 vs RH: 52% CD: 1 ERR: 2 INJ: 2	SR: 15 RR: 9 vs RH: 52% CD: 1 ERR: 0 INJ: 5	SR: 15 RR: 8 vs RH: 52% CD: 0 ERR: 0 INJ: 6
PB vs L: 2-6 PB vs R: 2-7 vs L vs R vs L vs R 1BF: 11 11 K: 27-43 24-44 1B7: 12-15 12-14 BB: 44-51 45-51 1B8: 16-21 15-17 PB: 52 52 1B9: 22-25 18-22 WP: 53 53 Balk: 26 23 Out: 54-88 54-88	PB vs L: 2-5 PB vs R: 2-7 vs L vs R vs L vs R 1BF: 11 11 K: 32-46 23-45 1B7: 12-16 12-14 BB: 47-57 46-48 1B8: 17-24 15-17 PB: 58 51 1B9: 25-31 18-22 WP: 61 52 Balk: Out: 62-88 53-88	PB vs L: 2-5 PB vs R: 2-6 vs L vs R vs L vs R 1BF: 11 11 K: 33-44 27-43 1B7: 12-16 12-15 BB: 45-53 44-53 1B8: 17-24 16-21 PB: 54 54 1B9: 25-31 22-25 WP: 55-56 55-56 Balk: 32 26 Out: 57-88 57-88	PB vs L: 2-5 PB vs R: 2-7 vs L vs R vs L vs R 1BF: 11 11 K: 34-42 25-43 1B7: 12-17 12-14 BB: 43-55 44-45 1B8: 18-24 15-18 PB: 56 46 1B9: 25-32 21-23 WP: 57 47 Balk: 33 24 Out: 58-88 48-88
6-17, 3.02 ERA, 1.25 WHIP 205.1 IP, 183 H, 171 K, 73 BB Age: 24	11-8, 4.04 ERA, 1.31 WHIP 200.2 IP, 189 H, 171 K, 73 BB Age: 24	7-6, 1 SV, 4.78 ERA, 1.55 WHIP 116.2 IP, 130 H, 73 K, 51 BB Age: 24	8-8, 4.71 ERA, 1.46 WHIP 109 IP, 119 H, 72 K, 40 BB Age: 22
2015 Atlanta Braves Mike Foltyniewicz	2015 Atlanta Braves Ross Detwiler	2015 Atlanta Braves Edwin Jackson	2015 Atlanta Braves Eric Stults
Throws: R Bats: R Starts: 15 Relief: 3	Throws: L Bats: R Starts: 7 Relief: 34	Throws: R Bats: R Starts: 0 Relief: 47	Throws: L Bats: L Starts: 8 Relief: 1
SR: 16 RR: 9 vs RH: 55% CD: 0 ERR: 10 INJ: 7	SR: 11 RR: 6 vs RH: 77% CD: 0 ERR: 0 INJ: 3	SR: 0 RR: 5 vs RH: 64% CD: 0 ERR: 10 INJ: 3	SR: 15 RR: 8 vs RH: 79% CD: 0 ERR: 0 INJ: 8
PB vs L: 2-5 PB vs R: 2-5 vs L vs R vs L vs R 1BF: 11 11 K: 34-51 32-53 1B7: 12-17 12-16 BB: 52-56 54-58 1B8: 18-24 17-23 PB: 57 61 1B9: 25-32 24-28 WP: 58-61 62-63 Balk: 33 31 Out: 62-88 64-88	PB vs L: 2-7 PB vs R: 2-5 vs L vs R vs L vs R 1BF: 11 11 K: 24-41 36-51 1B7: 12-14 12-18 BB: 42-48 52-67 1B8: 15-18 21-26 PB: 51 68 1B9: 21-23 27-35 WP: 52-53 71-72 Balk: Out: 54-88 73-88	PB vs L: 2-8 PB vs R: 2-7 vs L vs R vs L vs R 1BF: 11 11 K: 21-35 26-42 1B7: 12-13 12-15 BB: 36-46 43-46 1B8: 14-15 16-18 PB: 47 47 1B9: 16-17 21-24 WP: 48-51 48-51 Balk: 18 25 Out: 52-88 52-88	PB vs L: 2-7 PB vs R: 2-5 vs L vs R vs L vs R 1BF: 11 11 K: 25-31 26-44 1B7: 12-15 12-15 BB: 32-33 45-51 1B8: 16-18 16-21 PB: 34 52 1B9: 21-24 22-25 WP: 35 53 Balk: Out: 36-88 54-88
4-6, 5.71 ERA, 1.63 WHIP 86.2 IP, 112 H, 77 K, 29 BB Age: 23	1-5, 7.25 ERA, 2.02 WHIP 58.1 IP, 82 H, 41 K, 36 BB Age: 29 (17 games for TEX)	4-3, 1 SV, 3.07 ERA, 1.17 WHIP 55.2 IP, 44 H, 40 K, 21 BB Age: 31 (23 games for CHC)	1-5, 5.85 ERA, 1.28 WHIP 47.2 IP, 48 H, 31 K, 13 BB Age: 35
2015 Atlanta Braves Brandon Cunniff	2015 Atlanta Braves Jason Grilli	2015 Atlanta Braves Arodys Vizcaino	2015 Atlanta Braves David Aardsma
Throws: R Bats: R Starts: 0 Relief: 39	Throws: R Bats: R Starts: 0 Relief: 36	Throws: R Bats: R Starts: 0 Relief: 36	Throws: R Bats: R Starts: 0 Relief: 33
SR: 0 RR: 4 vs RH: 76% CD: 0 ERR: 10 INJ: 4	SR: 0 RR: 4 vs RH: 59% CD: 0 ERR: 10 INJ: 4	SR: 0 RR: 4 vs RH: 57% CD: 0 ERR: 0 INJ: 4	SR: 0 RR: 4 vs RH: 73% CD: 0 ERR: 10 INJ: 4
PB vs L: 2-5 PB vs R: 2-7 vs L vs R vs L vs R 1BF: 11 11 K: 34-57 18-43 1B7: 12-17 12-13 BB: 58-74 44-55 1B8: 18-25 14-15 PB: 75 56 1B9: 26-33 16-17 WP: 76-77 57-58 Balk: Out: 78-88 61-88	PB vs L: 2-7 PB vs R: 2-7 vs L vs R vs L vs R 1BF: 11 11 K: 24-61 23-47 1B7: 12-14 12-14 BB: 62-66 48-52 1B8: 15-18 15-17 PB: 67 53 1B9: 21-23 18-22 WP: 68-71 54-55 Balk: Out: 72-88 56-88	PB vs L: 2-7 PB vs R: 2-7 vs L vs R vs L vs R 1BF: 11 11 K: 22-45 24-51 1B7: 12-14 12-14 BB: 46-56 52-55 1B8: 15-16 15-18 PB: 57 56 1B9: 17-21 21-23 WP: 58-61 57-58 Balk: Out: 62-88 61-88	PB vs L: 2-5 PB vs R: 2-7 vs L vs R vs L vs R 1BF: 11 11 K: 34-53 21-48 1B7: 12-17 12-13 BB: 54-68 51-56 1B8: 18-25 14-16 PB: 71 57 1B9: 26-33 17-18 WP: 72-73 58-61 Balk: Out: 74-88 62-88
2-2, 4.63 ERA, 1.40 WHIP 35 IP, 27 H, 37 K, 22 BB Age: 26	3-4, 24 SV, 2.94 ERA, 1.13 WHIP 33.2 IP, 28 H, 45 K, 10 BB Age: 38	3-1, 9 SV, 1.60 ERA, 1.19 WHIP 33.2 IP, 27 H, 37 K, 13 BB Age: 24	1-1, 4.70 ERA, 1.27 WHIP 30.2 IP, 25 H, 35 K, 14 BB Age: 33

2015 Atlanta Braves Cody Martin	2015 Atlanta Braves Andrew McKirahan	2015 Atlanta Braves Manny Banuelos	2015 Atlanta Braves Sugar Ray Marimon
Throws: R Bats: R Starts: 2 Relief: 23	Throws: L Bats: R Starts: 0 Relief: 27	Throws: L Bats: R Starts: 6 Relief: 1	Throws: R Bats: R Starts: 0 Relief: 16
SR: 10 RR: 6 vs RH: 73% CD: 0 ERR: 0 INJ: 5	SR: 0 RR: 5 vs RH: 52% CD: 2 ERR: 0 INJ: 5	SR: 12 RR: 7 vs RH: 78% CD: 0 ERR: 10 INJ: 8	SR: 0 RR: 7 vs RH: 61% CD: 0 ERR: 0 INJ: 6
PB vs L: 2-5 PB vs R: 2-5 vs L vs R vs L vs R	PB vs L: 2-6 PB vs R: 2-5 vs L vs R vs L vs R	PB vs L: 2-6 PB vs R: 2-6 vs L vs R vs L vs R	PB vs L: 2-5 PB vs R: 2-5 vs L vs R vs L vs R
1BF: 11 11 K: 26-46 34-53	1BF: 11 11 K: 31-48 36-53	1BF: 11 11 K: 28-44 28-44	1BF: 11 11 K: 32-36 31-45
1B7: 12-15 12-17 BB: 47-54 54-62	1B7: 12-16 12-18 BB: 51-54 54-64	1B7: 12-16 12-16 BB: 45-61 45-52	1B7: 12-16 12-16 BB: 37-55 46-53
1B8: 16-21 18-25 PB: 55 63	1B8: 17-23 21-26 PB: 55 65	1B8: 17-22 17-22 PB: 62 53	1B8: 17-24 17-23 PB: 56 54
1B9: 22-25 26-33 WP: 56-57 64-65	1B9: 24-28 27-35 WP: 56 66	1B9: 23-27 23-27 WP: 63-64 54-55	1B9: 25-31 24-28 WP: 57 55
Balk: Out: 58-88 66-88	Balk: Out: 57-88 67-88	Balk: Out: 65-88 56-88	Balk: Out: 58-88 56-88
2-5, 7.92 ERA, 1.70 WHIP 30.2 IP, 40 H, 27 K, 12 BB Age: 25 (4 games for OAK*)	1-0, 5.93 ERA, 1.83 WHIP 27.1 IP, 40 H, 22 K, 10 BB Age: 25	1-4, 5.13 ERA, 1.60 WHIP 26.1 IP, 30 H, 19 K, 12 BB Age: 24	0-1, 7.36 ERA, 1.71 WHIP 25.2 IP, 30 H, 14 K, 14 BB Age: 26
2015 Baltimore Orioles Manny Machado	2015 Baltimore Orioles Chris Davis	2015 Baltimore Orioles Gerardo Parra	2015 Baltimore Orioles Adam Jones
3B - 156 (E4) SS - 7 (E10)	1B - 111 (E1) RF - 30 (E0/T4) DH - 22	RF - 63 (E0/T4) LF - 53 (E0/T4) CF - 41 (E3/T4)	CF - 134 (E1/T5) DH - 3
OBR: B SP: B H&R: 0 vs RH: 75% CD: 2 BD: 2 SAC: DD INJ: 0	OBR: D SP: E H&R: 0 vs RH: 69% CD: 1 BD: 2 SAC: DD INJ: 2	OBR: B SP: B H&R: 0 vs RH: 80% CD: 0 BD: 0 SAC: CC INJ: 4	OBR: B SP: D H&R: 0 vs RH: 75% CD: 1 BD: 2 SAC: DD INJ: 6
vs L vs R vs L vs R	vs L vs R vs L vs R	vs L vs R vs L vs R	vs L vs R vs L vs R
1BF: 11 11 3B8:	1BF: 11 3B8:	1BF: 11 11 3B8: 23 34	1BF: 11 11 3B8: 28
1B7: 12-14 12-14 HR: 26-32 31-37	1B7: 12-13 HR: 25-32 17-28	1B7: 12-14 12-14 HR: 24-26 35-37	1B7: 12-14 12-14 HR: 28-34 31-36
1B8: 15-16 15-17 K: 33-45 38-47	1B8: 14-15 K: 33-63 31-67	1B8: 15-16 15-17 K: 27-38 38-48	1B8: 15-16 15-17 K: 35-63 37-46
1B9: 17-21 18-22 BB: 46-54 48-54	1B9: 16-17 BB: 64-66 68-83	1B9: 17-18 18-22 BB:	1B9: 17-18 18-22 BB:
2B7: 22-23 23-24 HBP: 55 55	2B7: 18 11-12 HBP: 67-68 84-85	2B7: 23-25 HBP: 41 51	2B7: 21-23 23-24 HBP: 64-65 47-48
2B8: 24 25-26 Out: 56-88 56-88	2B8: 21-22 13-14 Out: 71-88 86-88	2B8: 21 26-28 Out: 42-88 52-88	2B8: 24-25 25-26 Out: 66-88 51-88
2B9: 25 27-28 Cht: RP RP	2B9: 23-24 15-16 Cht: LP LP	2B9: 22 31-33 Cht: LN LN	2B9: 26-27 27 Cht: RP RP
633 AB, .286 AVG, 35 HR, .861 OPS Age: 22	573 AB, .262 AVG, 47 HR, .923 OPS Age: 29	547 AB, .291 AVG, 14 HR, .780 OPS Age: 28 (100 games for MIL)	546 AB, .269 AVG, 27 HR, .782 OPS Age: 29
2015 Baltimore Orioles J.J. Hardy	2015 Baltimore Orioles Jimmy Paredes	2015 Baltimore Orioles Caleb Joseph	2015 Baltimore Orioles Steve Pearce
SS - 114 (E1)	DH - 81 3B - 8 (E10) 2B - 6 (E0) LF - 1 (E0/T2)	C - 94 (E1/TB) DH - 4 1B - 1 (E0)	LF - 41 (E2/T5) 1B - 28 (E1) 2B - 18 (E0) RF - 8 (E10) DH - 1
OBR: C SP: D H&R: 0 vs RH: 72% CD: 0 BD: 0 SAC: CC INJ: 7	OBR: C SP: D H&R: 0 vs RH: 84% CD: 0 BD: 0 SAC: DD INJ: 7	OBR: D SP: D H&R: 0 vs RH: 67% CD: 0 BD: 0 SAC: CC INJ: 7	OBR: B SP: D H&R: 0 vs RH: 62% CD: 0 BD: 1 SAC: DD INJ: 7
vs L vs R vs L vs R	vs L vs R vs L vs R	vs L vs R vs L vs R	vs L vs R vs L vs R
1BF: 11 11 3B8:	1BF: 11 11 3B8: 32	1BF: 11 3B8: 26	1BF: 3B8: 18
1B7: 12-15 12-14 HR: 26 26-28	1B8: 12-14 12-15 HR: 33-36	1B9: 12-14 11-12 HR: 27-32 24-27	1B7: 11 11 HR: 21-24 22-28
1B8: 16-18 15-16 K: 27-47 31-46	1B8: 15-17 16-18 K: 36-56 37-72	1B8: 15-16 13 K: 33-54 28-45	1B8: 12 12 K: 25-41 31-52
1B9: 21-23 17-18 BB:	1B9: 18-22 21-24 BB:	1B9: 17-21 14-15 BB: 46-51	1B9: 13 13 BB: 42-43 53-54
2B7: 24 21-22 HBP:	2B8: 23-26 25-26 HBP:	2B9: 22-23 16-17 HBP: 55 52	2B7: 14-15 14-15 HBP: 44-46 55-57
2B8: 25 23-24 Out: 48-88 47-88	2B8: 27-32 27-28 Out: 57-88 73-88	2B8: 24 18-21 Out: 56-88 53-88	2B8: 16 16-17 Out: 47-88 58-88
2B9: 25 Cht: RN RN	2B9: 33-35 31 Cht: SN SP	2B9: 25 22-23 Cht: RP RP	2B9: 17 18-21 Cht: RP RP
411 AB, .219 AVG, 8 HR, .564 OPS Age: 32	363 AB, .275 AVG, 10 HR, .726 OPS Age: 26	320 AB, .234 AVG, 11 HR, .693 OPS Age: 29	294 AB, .218 AVG, 15 HR, .711 OPS Age: 32

2015 Baltimore Orioles Jonathan Schoop	2015 Baltimore Orioles Ryan Flaherty	2015 Baltimore Orioles Matt Wieters	2015 Baltimore Orioles Travis Snider
2B - 84 (E2)	2B - 56 (E1) SS - 15 (E0) 1B - 11 (E0) 3B - 8 (E4) RF - 5 (E0/T2) LF - 1 (E0)	C - 55 (E1/TB) DH - 13 1B - 3 (E0)	LF - 42 (E0/T4) RF - 22 (E2/T4) DH - 5
OBR: D SP: D H&R: 0 vs RH: 68% CD: 0 BD: 1 SAC: CC INJ: 7	OBR: B SP: D H&R: 0 vs RH: 79% CD: 1 BD: 0 SAC: CC INJ: 7	OBR: D SP: D H&R: 0 vs RH: 74% CD: 0 BD: 0 SAC: DD INJ: 8	OBR: C SP: D H&R: 0 vs RH: 84% CD: 1 BD: 0 SAC: DD INJ: 7
vs L vs R vs L vs R	vs L vs R vs L vs R	vs L vs R vs L vs R	vs L vs R vs L vs R
1BF: 11 11 3B8:	1BF: 11 3B8: 17-22 18	1BF: 11 11 3B8: 31	1BF: 11 3B8: 28-32 24
1B7: 12-15 12-14 HR: 26-27 33-42	1B7: 12 HR: 21-25	1B7: 12-15 12-14 HR: 28-34 32-34	1B7: 11 12-13 HR: 25-26
1B8: 16-18 15-16 K: 28-61 43-64	1B8: 13 K: 23-54 26-54	1B8: 16-18 15-16 K: 35-68 35-55	1B8: 12 14 K: 33-44 27-55
1B9: 21-23 17-21 BB:	1B9: 14 BB: 55-62	1B9: 21-23 17-21 BB: 56-58	1B9: 13 15-16 BB: 56-65
2B7: 24 22-24 HBP: 62-63 65-66	2B7: 11-12 15 HBP: 55-56 63-64	2B7: 24-25 22-24 HBP:	2B7: 14-17 17 HBP: 45 66
2B8: 25 25-27 Out: 64-88 67-88	2B8: 13-14 16 Out: 57-88 65-88	2B8: 26 25-26 Out: 71-88 61-88	2B8: 18-23 18-21 Out: 46-88 67-88
2B9: 28-32 Cht: RN RP	2B9: 15-16 17 Cht: LN LP	2B9: 27 27-28 Cht: SP SN	2B9: 24-27 22-23 Cht: LN LN
305 AB, .279 AVG, 15 HR, .788 OPS Age: 23	267 AB, .202 AVG, 9 HR, .637 OPS Age: 28	258 AB, .267 AVG, 8 HR, .742 OPS Age: 29	237 AB, .232 AVG, 4 HR, .663 OPS Age: 27 (18 games for PIT*)
2015 Baltimore Orioles Nolan Reimold	2015 Baltimore Orioles Delmon Young	2015 Baltimore Orioles David Lough	2015 Baltimore Orioles Everth Cabrera
LF - 37 (E2/T4) RF - 13 (E8/T4) CF - 9 (E0/T4) DH - 6	RF - 40 (E4/T5) DH - 4 LF - 2 (E0/T5)	LF - 49 (E0/T3) CF - 26 (E0/T3) DH - 1	SS - 27 (E3) 2B - 2 (E0)
OBR: C SP: D H&R: 0 vs RH: 53% CD: 0 BD: 0 SAC: DD INJ: 8	OBR: C SP: D H&R: 0 vs RH: 67% CD: 0 BD: 0 SAC: DD INJ: 8	OBR: B SP: E H&R: 0 vs RH: 88% CD: 0 BD: 0 SAC: AA INJ: 7	OBR: B SP: C H&R: 0 vs RH: 70% CD: 0 BD: 0 SAC: BB INJ: 8
vs L vs R vs L vs R	vs L vs R vs L vs R	vs L vs R vs L vs R	vs L vs R vs L vs R
1BF: 11 11 3B8: 28	1BF: 11-13 11 3B8:	1BF: 11 11 3B8: 18	1BF: 11 11 3B8:
1B7: 12-15 12-13 HR: 31-33 22-26	1B7: 14-23 12-15 HR: 31-32	1B7: 12-14 12-13 HR: 21-24	1B7: 12-13 12-15 HR:
1B8: 16-18 14-15 K: 34-63 27-46	1B8: 24-31 16-18 K: 43-46 33-46	1B8: 15-16 14 K: 21-41 25-52	1B8: 14-15 16-18 K: 18-45 28-44
1B9: 21-23 16-17 BB: 64-75 47-55	1B9: 32-38 21-23 BB:	1B9: 17-18 15-16 BB: 42-48	1B9: 16-17 21-24 BB: 46
2B7: 24-25 18 HBP: 76 56	2B7: 41 24-25 HBP: 47 47	2B7: HBP: 51-52 53-54	2B7: 25 HBP: 47 45
2B8: 26 21 Out: 77-88 57-88	2B8: 42 26-27 Out: 48-88 48-88	2B8: 17 Out: 53-88 55-88	2B8: 26 Out: 48-88 46-88
2B9: 27 Cht: RN RP	2B9: 28 Cht: RN RN	2B9: Cht: LN LP	2B9: 27 Cht: SN SN
170 AB, .247 AVG, 6 HR, .738 OPS Age: 31	174 AB, .270 AVG, 2 HR, .628 OPS Age: 29	134 AB, .201 AVG, 4 HR, .555 OPS Age: 29	96 AB, .208 AVG, 0 HR, .479 OPS Age: 28
2015 Baltimore Orioles Wei-Yin Chen	2015 Baltimore Orioles Ubaldo Jimenez	2015 Baltimore Orioles Chris Tillman	2015 Baltimore Orioles Miguel Gonzalez
Throws: L Bats: L Starts: 31 Relief: 0	Throws: R Bats: R Starts: 32 Relief: 0	Throws: R Bats: R Starts: 31 Relief: 0	Throws: R Bats: R Starts: 26 Relief: 0
SR: 14 RR: 0 vs RH: 81% CD: 1 ERR: 6 INJ: 3	SR: 14 RR: 0 vs RH: 50% CD: 0 ERR: 4 INJ: 3	SR: 14 RR: 0 vs RH: 52% CD: 0 ERR: 4 INJ: 3	SR: 14 RR: 0 vs RH: 55% CD: 1 ERR: 0 INJ: 4
PB vs L: 2-8 PB vs R: 2-6 vs L vs R vs L vs R	PB vs L: 2-7 PB vs R: 2-6 vs L vs R vs L vs R	PB vs L: 2-7 PB vs R: 2-6 vs L vs R vs L vs R	PB vs L: 2-6 PB vs R: 2-6 vs L vs R vs L vs R
1BF: 11 11 K: 23-36 26-45	1BF: 11 11 K: 24-44 28-48	1BF: 11 11 K: 26-43 26-41	1BF: 11 11 K: 26-43 26-42
1B7: 12-14 12-15 BB: 37 46-48	1B7: 12-14 12-16 BB: 45-51 51-56	1B7: 12-15 12-15 BB: 44-52 42-46	1B7: 12-15 12-15 BB: 44-48 43-48
1B8: 15-17 16-21 PB: 38 51	1B8: 15-18 17-22 PB: 52 57	1B8: 16-21 16-21 PB: 53 47	1B8: 16-21 16-21 PB: 51 51
1B9: 18-22 22-25 WP: 41 52	1B9: 21-23 23-27 WP: 53-54 58-61	1B9: 22-25 22-25 WP: 54 48	1B9: 22-25 22-25 WP: 52-53 52-53
Balk: Out: 42-88 53-88	Balk: Out: 55-88 62-88	Balk: Out: 55-88 51-88	Balk: Out: 54-88 54-88
11-8, 3.34 ERA, 1.22 WHIP 191.1 IP, 192 H, 153 K, 41 BB Age: 29	12-10, 4.11 ERA, 1.36 WHIP 184 IP, 182 H, 168 K, 68 BB Age: 31	11-11, 4.99 ERA, 1.39 WHIP 173 IP, 176 H, 120 K, 64 BB Age: 27	9-12, 4.91 ERA, 1.40 WHIP 144.2 IP, 151 H, 109 K, 51 BB Age: 31

2015 Baltimore Orioles Kevin Gausman	2015 Baltimore Orioles Brad Brach	2015 Baltimore Orioles Zach Britton	2015 Baltimore Orioles Darren O'Day
Throws: R Bats: L Starts: 17 Relief: 8	Throws: R Bats: R Starts: 0 Relief: 62	Throws: L Bats: L Starts: 0 Relief: 64	Throws: R Bats: R Starts: 0 Relief: 68
SR: 13 RR: 8 vs RH: 49% CD: 0 ERR: 5 INJ: 4	SR: 0 RR: 5 vs RH: 51% CD: 0 ERR: 10 INJ: 1	SR: 0 RR: 4 vs RH: 75% CD: 0 ERR: 0 INJ: 1	SR: 0 RR: 4 vs RH: 67% CD: 1 ERR: 0 INJ: 1
PB vs L: 2-7 PB vs R: 2-6 vs L vs R vs L vs R	PB vs L: 2-8 PB vs R: 2-6 vs L vs R vs L vs R	PB vs L: 2-9 PB vs R: 2-7 vs L vs R vs L vs R	PB vs L: 2-7 PB vs R: 2-8 vs L vs R vs L vs R
1BF: 11 11 K: 24-46 26-43 1B7: 12-14 12-15 BB: 47-52 44-46 1B8: 15-18 16-21 PB: 53 47 1B9: 21-23 22-25 WP: 54-55 48-51 Balk: Out 56-88 52-88	1BF: 11 11 K: 21-38 24-57 1B7: 12-13 12-14 BB: 41-48 58-68 1B8: 14-16 15-18 PB: 51 71 1B9: 17-18 21-23 WP: 52 72 Balk: Out 53-88 73-88	1BF: 11 11 K: 16-51 25-52 1B7: 12 12-15 BB: 52 53-55 1B8: 13-14 16-18 PB: 53 56 1B9: 15 21-24 WP: 54-55 57-58 Balk: Out 56-88 61-88	1BF: 11 11 K: 23-45 21-52 1B7: 12-14 12-13 BB: 46-52 53 1B8: 15-17 14-16 PB: 53 54 1B9: 18-22 17-18 WP: 54 55 Balk: Out 55-88 56-88
4-7, 4.25 ERA, 1.23 WHIP 112.1 IP, 109 H, 103 K, 29 BB Age: 24	5-3, 1 SV, 2.72 ERA, 1.20 WHIP 79.1 IP, 57 H, 89 K, 38 BB Age: 29	4-1, 36 SV, 1.92 ERA, 0.99 WHIP 65.2 IP, 51 H, 79 K, 14 BB Age: 27	6-2, 6 SV, 1.52 ERA, 0.93 WHIP 65.1 IP, 47 H, 82 K, 14 BB Age: 32
2015 Baltimore Orioles Brian Matusz	2015 Baltimore Orioles Mike Wright	2015 Baltimore Orioles Chaz Roe	2015 Baltimore Orioles T.J. McFarland
Throws: L Bats: L Starts: 0 Relief: 58	Throws: R Bats: R Starts: 9 Relief: 3	Throws: R Bats: R Starts: 0 Relief: 36	Throws: L Bats: L Starts: 0 Relief: 30
SR: 0 RR: 4 vs RH: 53% CD: 0 ERR: 0 INJ: 2	SR: 13 RR: 7 vs RH: 54% CD: 0 ERR: 0 INJ: 8	SR: 0 RR: 5 vs RH: 63% CD: 0 ERR: 10 INJ: 4	SR: 0 RR: 6 vs RH: 59% CD: 0 ERR: 0 INJ: 5
PB vs L: 2-8 PB vs R: 2-6 vs L vs R vs L vs R	PB vs L: 2-5 PB vs R: 2-5 vs L vs R vs L vs R	PB vs L: 2-5 PB vs R: 2-6 vs L vs R vs L vs R	PB vs L: 2-7 PB vs R: 2-5 vs L vs R vs L vs R
1BF: 11 11 K: 21-51 25-43 1B7: 12-13 12-15 BB: 52 44-61 1B8: 14-16 16-18 PB: 53 62 1B9: 17-18 21-24 WP: 54-55 63-64 Balk: Out 56-88 65-88	1BF: 11 11 K: 33-43 25-37 1B7: 12-17 12-15 BB: 44-51 38-46 1B8: 18-24 16-18 PB: 52 47 1B9: 25-32 21-24 WP: 53-54 48-51 Balk: Out 55-88 52-88	1BF: 11 11 K: 33-52 25-47 1B7: 12-17 12-15 BB: 53-62 48-56 1B8: 18-24 16-18 PB: 63 57 1B9: 25-32 21-24 WP: 64 58 Balk: Out 65-88 61-88	1BF: 11 11 K: 24-41 35-45 1B7: 12-14 12-17 BB: 42-43 46-63 1B8: 15-18 18-26 PB: 44 64 1B9: 21-23 27-34 WP: 45-46 65-66 Balk: Out 47-88 67-88
1-4, 2.94 ERA, 1.18 WHIP 49 IP, 38 H, 56 K, 20 BB Age: 28	3-5, 6.04 ERA, 1.57 WHIP 44.2 IP, 52 H, 26 K, 18 BB Age: 25	4-2, 4.14 ERA, 1.48 WHIP 41.1 IP, 44 H, 38 K, 17 BB Age: 28	2-2, 4.91 ERA, 1.74 WHIP 40.1 IP, 52 H, 26 K, 18 BB Age: 26
2015 Baltimore Orioles Tyler Wilson	2015 Baltimore Orioles Mychal Givens	2015 Baltimore Orioles Jason Garcia	2015 Baltimore Orioles Oliver Drake
Throws: R Bats: R Starts: 5 Relief: 4	Throws: R Bats: R Starts: 0 Relief: 22	Throws: R Bats: R Starts: 0 Relief: 21	Throws: R Bats: R Starts: 0 Relief: 13
SR: 13 RR: 8 vs RH: 49% CD: 2 ERR: 0 INJ: 8	SR: 0 RR: 4 vs RH: 65% CD: 2 ERR: 0 INJ: 5	SR: 0 RR: 6 vs RH: 66% CD: 0 ERR: 10 INJ: 5	SR: 0 RR: 5 vs RH: 65% CD: 0 ERR: 0 INJ: 6
PB vs L: 2-6 PB vs R: 2-6 vs L vs R vs L vs R	PB vs L: 2-8 PB vs R: 2-8 vs L vs R vs L vs R	PB vs L: 2-5 PB vs R: 2-7 vs L vs R vs L vs R	PB vs L: 2-7 PB vs R: 2-6 vs L vs R vs L vs R
1BF: 11 11 K: 28-32 28-41 1B7: 12-16 12-16 BB: 33-38 42-44 1B8: 17-22 17-22 PB: 41 45 1B9: 23-27 23-27 WP: 42 46 Balk: Out 43-88 47-88	1BF: 11 11 K: 22-41 18-52 1B7: 12-14 12-13 BB: 42-45 53 1B8: 15-16 14-15 PB: 46 54 1B9: 17-21 16-17 WP: 47 55 Balk: Out 48-88 56-88	1BF: 11 11 K: 25-35 23-41 1B7: 12-15 12-14 BB: 36-65 42-44 1B8: 16-18 15-17 PB: 66 45 1B9: 21-24 18-22 WP: 67-68 46-47 Balk: Out 71-88 48-88	1BF: 11 11 K: 21-37 32-61 1B7: 12-13 12-16 BB: 38-51 62-73 1B8: 14-16 17-24 PB: 52 74 1B9: 17-18 25-31 WP: 53-54 75-76 Balk: Out 55-88 77-88
2-2, 3.50 ERA, 1.39 WHIP 36 IP, 39 H, 13 K, 11 BB Age: 25	2-0, 1.80 ERA, 0.87 WHIP 30 IP, 20 H, 38 K, 6 BB Age: 25	1-0, 4.25 ERA, 1.42 WHIP 29.2 IP, 25 H, 22 K, 17 BB Age: 22	0-0, 2.87 ERA, 1.60 WHIP 15.2 IP, 16 H, 17 K, 9 BB Age: 28

2015 Boston Red Sox Mookie Betts	2015 Boston Red Sox Xander Bogaerts	2015 Boston Red Sox David Ortiz	2015 Boston Red Sox Brock Holt 
CF - 133 (E2/T4) RF - 11 (E5/T4) DH - 1	SS - 156 (E2)	DH - 134 1B - 9 (E4)	2B-58 (E2) 3B-33 (E5) RF-21 (E0/T3) LF-14 (E0) SS-11 (E5) 1B-8 (E0) CF-2 (E0) DH-1
OBR: A SP: A H&R: 0 vs RH: 75% CD: 1 BD: 0 SAC: CC INJ: 5	OBR: A SP: C H&R: 0 vs RH: 74% CD: 0 BD: 0 SAC: CC INJ: 4	OBR: D SP: E H&R: 0 vs RH: 70% CD: 0 BD: 2 SAC: DD INJ: 5	OBR: B SP: C H&R: 0 vs RH: 75% CD: 0 BD: 0 SAC: CC INJ: 7
vs L vs R vs L vs R	vs L vs R vs L vs R	vs L vs R vs L vs R	vs L vs R vs L vs R
1BF: 11-12 11-12 3B8: 35-36 32-33	1BF: 11-12 11-12 3B8: 44 38	1BF: 3B8:	1BF: 11 11 3B8: 35 31-32
1B7: 13-16 13-14 HR: 37-42 34-36	1B7: 13-21 13-17 HR: 45 41	1B7: 11 11 HR: 22-27 23-33	1B7: 12-15 12-14 HR: 33
1B8: 17-22 15-16 K: 43 37-44	1B8: 22-27 18-23 K: 46-53 42-53	1B8: 12 K: 28-47 34-41	1B8: 16-18 15-17 K: 36-64 34-45
1B9: 23-26 17-18 BB: 44-45 45-46	1B9: 28-35 24-28 BB: 54-58	1B9: 13 12 BB: 48 42-55	1B9: 21-23 18-22 BB: 65-74 46-48
2B7: 27-28 21-23 HBP:	2B7: 36-37 31-33 HBP: 61 54	2B7: 14-15 13-14 HBP:	2B7: 24-26 23-24 HBP: 75 51
2B8: 31-32 24-26 Out: 46-88 47-88	2B8: 38-41 34-35 Out: 62-88 55-88	2B8: 16-17 15-17 Out: 51-88 56-88	2B8: 27-31 25-26 Out: 76-88 52-88
2B9: 33-34 27-31 Cht: RP RN	2B9: 42-43 36-37 Cht: RN RN	2B9: 18-21 18-22 Cht: LP LP	2B9: 32-34 27-28 Cht: LN LN
597 AB, .291 AVG, 18 HR, .820 OPS Age: 22	613 AB, .320 AVG, 7 HR, .776 OPS Age: 22	528 AB, .273 AVG, 37 HR, .913 OPS Age: 39	454 AB, .280 AVG, 2 HR, .727 OPS Age: 27
2015 Boston Red Sox Pablo Sandoval	2015 Boston Red Sox Hanley Ramirez	2015 Boston Red Sox Dustin Pedroia	2015 Boston Red Sox Blake Swihart
3B - 123 (E5)	LF - 92 (E4/T3) DH - 11	2B - 92 (E1) DH - 1	C - 83 (E1/TB)
OBR: D SP: D H&R: 0 vs RH: 69% CD: 1 BD: 0 SAC: DD INJ: 7	OBR: B SP: D H&R: 0 vs RH: 71% CD: 0 BD: 2 SAC: DD INJ: 7	OBR: D SP: D H&R: 0 vs RH: 75% CD: 1 BD: 0 SAC: DD INJ: 7	OBR: B SP: D H&R: 0 vs RH: 71% CD: 0 BD: 0 SAC: CC INJ: 7
vs L vs R vs L vs R	vs L vs R vs L vs R	vs L vs R vs L vs R	vs L vs R vs L vs R
1BF: 11 11 3B8:	1BF: 11 11 3B8: 23	1BF: 11 3B8:	1BF: 11 11 3B8: 36
1B7: 12-13 12-13 HR: 27-32	1B7: 12-13 12-15 HR: 24-31 28-34	1B7: 11-13 12-16 HR: 27-33 34-36	1B7: 12-14 12-16 HR: 26 37-38
1B8: 14-15 14-15 K: 24-38 33-37	1B8: 14-15 16-18 K: 32-51 35-44	1B8: 14-15 17-22 K: 34-45 37-41	1B8: 15-16 17-21 K: 27-46 41-67
1B9: 16-17 16-17 BB:	1B9: 16-17 21-23 BB: 52	1B9: 16-17 23-26 BB: 46-56 42-44	1B9: 17-21 22-25 BB: 47-52
2B7: 18 18-21 HBP: 41-42 38-41	2B7: 18 24-25 HBP: 53 45	2B7: 18-22 27-28 HBP: 57 45	2B7: 22-23 26-28 HBP:
2B8: 21-22 22-24 Out: 43-88 42-88	2B8: 21 26 Out: 54-88 46-88	2B8: 23-24 31-32 Out: 58-88 46-88	2B8: 24 31-33 Out: 53-88 68-88
2B9: 23 25-26 Cht: LN LP	2B9: 22 27 Cht: RP RP	2B9: 25-26 33 Cht: RP RN	2B9: 25 34-35 Cht: SN SN
470 AB, .245 AVG, 10 HR, .658 OPS Age: 28	401 AB, .249 AVG, 19 HR, .717 OPS Age: 31	381 AB, .291 AVG, 12 HR, .797 OPS Age: 31	288 AB, .274 AVG, 5 HR, .712 OPS Age: 23
2015 Boston Red Sox Rusney Castillo	2015 Boston Red Sox Jackie Bradley	2015 Boston Red Sox Travis Shaw	2015 Boston Red Sox Ryan Hanigan
RF - 48 (E4/T4) LF - 24 (E0/T4) CF - 6 (E7/T4) DH - 2	RF - 32 (E2/T4) CF - 27 (E0/T4) LF - 17 (E0/T4)	1B - 55 (E2) 3B - 8 (E0)	C - 53 (E1/TB)
OBR: C SP: D H&R: 0 vs RH: 67% CD: 0 BD: 0 SAC: CC INJ: 8	OBR: B SP: C H&R: 0 vs RH: 67% CD: 1 BD: 0 SAC: CC INJ: 8	OBR: D SP: E H&R: 0 vs RH: 66% CD: 2 BD: 2 SAC: DD INJ: 8	OBR: C SP: D H&R: 0 vs RH: 75% CD: 1 BD: 0 SAC: CC INJ: 8
vs L vs R vs L vs R	vs L vs R vs L vs R	vs L vs R vs L vs R	vs L vs R vs L vs R
1BF: 11-12 11 3B8: 37 26	1BF: 11 3B8: 26-32 23	1BF: 11 3B8:	1BF: 11-12 11 3B8:
1B7: 13-17 12-14 HR: 38-42 27-28	1B7: 12-13 HR: 33-35 24-31	1B7: 12-14 11-12 HR: 34-44 22-26	1B7: 13-18 12-13 HR: 23-24
1B8: 18-23 15-17 K: 43-53 31-47	1B8: 14-15 K: 36-62 32-62	1B8: 15-17 13-14 K: 45-66 27-51	1B8: 21-25 14-15 K: 45-55 25-43
1B9: 24-27 18-22 BB:	1B9: 16-17 BB: 63-67 63-71	1B9: 18-22 15-16 BB: 52-56	1B9: 26-32 16-17 BB: 56-63 44-51
2B7: 28-32 23 HBP:	2B7: 18-21 11-13 HBP: 68-71 72-73	2B7: 23-25 17 HBP: 67 57	2B7: 33-36 18 HBP: 64-66 52-54
2B8: 33-34 24 Out: 54-88 48-88	2B8: 22-23 14-17 Out: 72-88 74-88	2B8: 26-28 18 Out: 68-88 58-88	2B8: 37-41 21 Out: 67-88 55-88
2B9: 35-36 25 Cht: RN RN	2B9: 24-25 18-22 Cht: LN LP	2B9: 31-33 21 Cht: LP LP	2B9: 42-44 22 Cht: RN RN
273 AB, .253 AVG, 5 HR, .647 OPS Age: 27	221 AB, .249 AVG, 10 HR, .832 OPS Age: 25	226 AB, .274 AVG, 13 HR, .822 OPS Age: 25	174 AB, .247 AVG, 2 HR, .664 OPS Age: 34

2015 Boston Red Sox Sandy Leon	2015 Boston Red Sox Allen Craig	2015 Boston Red Sox Josh Rutledge	2015 Boston Red Sox Deven Marrero
C - 37 (E1/TA) DH - 3	RF - 9 (E0/T2) DH - 9 LF - 7 (E0/T2) 1B - 6 (E0)	2B - 30 (E3) 3B - 5 (E10) DH - 4	3B - 13 (E5) SS - 6 (E0) DH - 5 2B - 3 (E0)
OBR: D SP: E H&R: 0 vs RH: 72% CD: 1 BD: 0 SAC: AA INJ: 8	OBR: C SP: D H&R: 0 vs RH: 66% CD: 0 BD: 0 SAC: DD INJ: 8	OBR: C SP: D H&R: 0 vs RH: 69% CD: 0 BD: 0 SAC: BB INJ: 8	OBR: B SP: C H&R: 0 vs RH: 64% CD: 2 BD: 0 SAC: DD INJ: 8
vs L vs R vs L vs R	vs L vs R vs L vs R	vs L vs R vs L vs R	vs L vs R vs L vs R
1BF: 11 3B8:	1BF: 11 3B8:	1BF: 11-12 11-12 3B8:	1BF: 11 11-12 3B8:
1B7: 12-15 HR:	1B7: 12-13 11 HR: 24-27	1B7: 13-18 13-17 HR: 31-32	1B7: 12-14 13-17 HR: 31-34
1B8: 16-18 K: 11-48 28-42	1B8: 14-15 12 K: 28-56 14-48	1B8: 21-25 18-23 K: 38-78 33-64	1B8: 15-16 18-23 K: 21-68 35-68
1B9: 21-24 BB: 43-45	1B9: 16-17 13 BB: 57-64 51-52	1B9: 26-32 24-28 BB: 81-83	1B9: 17-18 24-28 BB: 71-74
2B7: 25 HBP: 51 46	2B7: 18-21 HBP: 65-67 53-55	2B7: 33-34 HBP: 84-86 65-67	2B7: HBP:
2B8: 26 Out: 52-88 47-88	2B8: 22 Out: 68-88 56-88	2B8: 35-36 Out: 87-88 68-88	2B8: Out: 71-88 75-88
2B9: 27 Cht: SN SN	2B9: 23 Cht: RP RN	2B9: 37 Cht: RN RN	2B9: Cht: RN RP
114 AB, .184 AVG, 0 HR, .439 OPS Age: 26	79 AB, .152 AVG, 1 HR, .441 OPS Age: 30	74 AB, .284 AVG, 1 HR, .671 OPS Age: 26	53 AB, .226 AVG, 1 HR, .551 OPS Age: 24
2015 Boston Red Sox Wade Miley	2015 Boston Red Sox Rick Porcello	2015 Boston Red Sox Joe Kelly	2015 Boston Red Sox Eduardo Rodriguez
Throws: L Bats: L Starts: 32 Relief: 0	Throws: R Bats: R Starts: 28 Relief: 0	Throws: R Bats: R Starts: 25 Relief: 0	Throws: L Bats: L Starts: 21 Relief: 0
SR: 15 RR: 0 vs RH: 84% CD: 0 ERR: 3 INJ: 3	SR: 16 RR: 0 vs RH: 46% CD: 1 ERR: 9 INJ: 4	SR: 14 RR: 0 vs RH: 52% CD: 0 ERR: 9 INJ: 4	SR: 14 RR: 0 vs RH: 82% CD: 0 ERR: 8 INJ: 6
PB vs L: 2-7 PB vs R: 2-6 vs L vs R vs L vs R	PB vs L: 2-6 PB vs R: 2-6 vs L vs R vs L vs R	PB vs L: 2-7 PB vs R: 2-5 vs L vs R vs L vs R	PB vs L: 2-6 PB vs R: 2-7 vs L vs R vs L vs R
1BF: 11 11 K: 26-42 27-44	1BF: 11 11 K: 31-48 31-48	1BF: 11 11 K: 25-43 31-47	1BF: 11 11 K: 27-45 26-43
1B7: 12-15 12-15 BB: 43-45 45-52	1B7: 12-16 12-16 BB: 51-53 51-53	1B7: 12-15 12-16 BB: 44-48 48-56	1B7: 12-15 12-15 BB: 46-47 44-48
1B8: 16-18 16-21 PB: 46 53	1B8: 17-22 17-22 PB: 54 54	1B8: 16-18 17-23 PB: 51 57	1B8: 16-21 16-18 PB: 48 51
1B9: 21-24 22-25 WP: 47-48 54-55	1B9: 23-27 23-27 WP: 55-56 55-56	1B9: 21-24 24-28 WP: 52-53 58-61	1B9: 22-25 21-24 WP: 51-52 52-53
Balk: 25 26 Out: 51-88 56-88	Balk: 28 28 Out: 57-88 57-88	Balk: Out: 54-88 62-88	Balk: 26 25 Out: 53-88 54-88
11-11, 4.46 ERA, 1.37 WHIP 193.2 IP, 201 H, 147 K, 64 BB Age: 28	9-15, 4.92 ERA, 1.36 WHIP 172 IP, 196 H, 149 K, 38 BB Age: 26	10-6, 4.82 ERA, 1.44 WHIP 134.1 IP, 145 H, 110 K, 49 BB Age: 27	10-6, 3.85 ERA, 1.29 WHIP 121.2 IP, 120 H, 98 K, 37 BB Age: 22
2015 Boston Red Sox Clay Buchholz	2015 Boston Red Sox Steven Wright	2015 Boston Red Sox Alexi Ogando	2015 Boston Red Sox Craig Breslow
Throws: R Bats: L Starts: 18 Relief: 0	Throws: R Bats: R Starts: 9 Relief: 7	Throws: R Bats: R Starts: 0 Relief: 64	Throws: L Bats: L Starts: 2 Relief: 43
SR: 14 RR: 0 vs RH: 49% CD: 0 ERR: 10 INJ: 7	SR: 15 RR: 9 vs RH: 52% CD: 0 ERR: 6 INJ: 8	SR: 0 RR: 4 vs RH: 67% CD: 0 ERR: 10 INJ: 1	SR: 9 RR: 6 vs RH: 70% CD: 1 ERR: 10 INJ: 3
PB vs L: 2-7 PB vs R: 2-6 vs L vs R vs L vs R	PB vs L: 2-7 PB vs R: 2-6 vs L vs R vs L vs R	PB vs L: 2-7 PB vs R: 2-5 vs L vs R vs L vs R	PB vs L: 2-6 PB vs R: 2-6 vs L vs R vs L vs R
1BF: 11 11 K: 24-45 28-48	1BF: 11 11 K: 24-42 25-37	1BF: 11 11 K: 24-38 27-46	1BF: 11 11 K: 28-42 26-43
1B7: 12-14 12-16 BB: 46 51-54	1B7: 12-14 12-15 BB: 43-51 38-44	1B7: 12-14 12-15 BB: 41-44 47-57	1B7: 12-16 12-15 BB: 43-46 44-52
1B8: 15-18 17-22 PB: 47 55	1B8: 15-18 16-18 PB: 52 45	1B8: 15-17 16-21 PB: 45 58	1B8: 17-22 16-21 PB: 47 53
1B9: 21-23 23-27 WP: 48-51 56-57	1B9: 21-23 21-24 WP: 53-54 46-47	1B9: 18-22 22-25 WP: 46 61	1B9: 23-27 22-25 WP: 48-51 54-55
Balk: Out: 52-88 58-88	Balk: Out: 55-88 48-88	Balk: 23 26 Out: 47-88 62-88	Balk: Out: 52-88 56-88
7-7, 3.26 ERA, 1.21 WHIP 113.1 IP, 114 H, 107 K, 23 BB Age: 30	5-4, 4.09 ERA, 1.29 WHIP 72.2 IP, 67 H, 52 K, 27 BB Age: 30	3-1, 3.99 ERA, 1.33 WHIP 65.1 IP, 59 H, 53 K, 28 BB Age: 31	0-4, 1 SV, 4.15 ERA, 1.42 WHIP 65 IP, 69 H, 46 K, 23 BB Age: 34

2015 Boston Red Sox Henry Owens	2015 Boston Red Sox Robbie Ross	2015 Boston Red Sox Justin Masterson	2015 Boston Red Sox Junichi Tazawa
Throws: L Bats: L Starts: 11 Relief: 0	Throws: L Bats: L Starts: 0 Relief: 54	Throws: R Bats: R Starts: 9 Relief: 9	Throws: R Bats: R Starts: 0 Relief: 61
SR: 15 RR: 0 vs RH: 90% CD: 1 ERR: 0 INJ: 8	SR: 0 RR: 5 vs RH: 66% CD: 0 ERR: 0 INJ: 2	SR: 14 RR: 8 vs RH: 48% CD: 1 ERR: 7 INJ: 7	SR: 0 RR: 4 vs RH: 61% CD: 2 ERR: 0 INJ: 1
PB vs L: 2-5 PB vs R: 2-6 vs L vs R vs L vs R	PB vs L: 2-7 PB vs R: 2-6 vs L vs R vs L vs R	PB vs L: 2-5 PB vs R: 2-6 vs L vs R vs L vs R	PB vs L: 2-6 PB vs R: 2-6 vs L vs R vs L vs R
1BF: 11 11 K: 32-51 26-43	1BF: 11 11 K: 24-44 26-44	1BF: 11 11 K: 33-46 27-48	1BF: 11 11 K: 31-52 27-48
1B7: 12-16 12-15 BB: 52-63 44-48	1B7: 12-14 12-15 BB: 45-48 45-51	1B7: 12-16 12-15 BB: 47-57 51-56	1B7: 12-16 12-15 BB: 53-55 51-53
1B8: 17-23 16-18 PB: 64 51	1B8: 15-18 16-21 PB: 51 52	1B8: 17-24 16-21 PB: 58 57	1B8: 17-22 16-21 PB: 56 54
1B9: 24-28 21-24 WP: 65-66 52-53	1B9: 21-23 22-25 WP: 52 53	1B9: 25-31 22-25 WP: 61-62 58-61	1B9: 23-27 22-25 WP: 57-58 55-56
Balk: 31 25 Out: 67-88 54-88	Balk: Out: 53-88 54-88	Balk: 32 26 Out: 63-88 62-88	Balk: 28 26 Out: 61-88 57-88
4-4, 4.57 ERA, 1.37 WHIP 63 IP, 62 H, 50 K, 24 BB Age: 22	0-2, 6 SV, 3.86 ERA, 1.30 WHIP 60.2 IP, 59 H, 53 K, 20 BB Age: 26	4-2, 5.61 ERA, 1.60 WHIP 59.1 IP, 68 H, 49 K, 27 BB Age: 30	2-7, 3 SV, 4.14 ERA, 1.33 WHIP 58.2 IP, 65 H, 56 K, 13 BB Age: 29
2015 Boston Red Sox Jean Machi	2015 Boston Red Sox Tommy Layne	2015 Boston Red Sox Matt Barnes	2015 Boston Red Sox Koji Uehara
Throws: R Bats: R Starts: 0 Relief: 59	Throws: L Bats: L Starts: 0 Relief: 64	Throws: R Bats: R Starts: 2 Relief: 30	Throws: R Bats: R Starts: 0 Relief: 43
SR: 0 RR: 5 vs RH: 60% CD: 0 ERR: 0 INJ: 2	SR: 0 RR: 4 vs RH: 56% CD: 0 ERR: 0 INJ: 1	SR: 10 RR: 6 vs RH: 56% CD: 0 ERR: 0 INJ: 4	SR: 0 RR: 4 vs RH: 52% CD: 0 ERR: 0 INJ: 3
PB vs L: 2-8 PB vs R: 2-5 vs L vs R vs L vs R	PB vs L: 2-9 PB vs R: 2-5 vs L vs R vs L vs R	PB vs L: 2-6 PB vs R: 2-5 vs L vs R vs L vs R	PB vs L: 2-9 PB vs R: 2-7 vs L vs R vs L vs R
1BF: 11 11 K: 18-32 33-48	1BF: 11 11 K: 16-38 33-52	1BF: 11 11 K: 28-44 33-56	1BF: 11 11 K: 16-43 24-48
1B7: 12-13 12-17 BB: 33-41 51-55	1B7: 12 12-17 BB: 41-47 53-68	1B7: 12-16 12-17 BB: 45-52 57-63	1B7: 12 12-14 BB: 44-47 51
1B8: 14-15 18-24 PB: 42 56	1B8: 13-14 18-24 PB: 48 71	1B8: 17-22 18-24 PB: 53 64	1B8: 13-14 15-18 PB: 48 52
1B9: 16-17 25-32 WP: 43-44 57-58	1B9: 15 25-32 WP: 51 72	1B9: 23-27 25-32 WP: 54-55 65-66	1B9: 15 21-23 WP: 51-52 53-54
Balk: Out: 45-88 61-88	Balk: Out: 52-88 73-88	Balk: Out: 56-88 67-88	Balk: Out: 53-88 55-88
2-0, 4 SV, 5.12 ERA, 1.40 WHIP 58 IP, 59 H, 42 K, 22 BB Age: 33 (33 games for SFG)	2-1, 1 SV, 3.97 ERA, 1.43 WHIP 47.2 IP, 41 H, 45 K, 27 BB Age: 30	3-4, 5.44 ERA, 1.65 WHIP 43 IP, 56 H, 39 K, 15 BB Age: 25	2-4, 25 SV, 2.23 ERA, 0.92 WHIP 40.1 IP, 28 H, 47 K, 9 BB Age: 40
2015 Chicago Cubs Anthony Rizzo	2015 Chicago Cubs Dexter Fowler	2015 Chicago Cubs Kris Bryant	2015 Chicago Cubs Starlin Castro
1B - 160 (E2) 	CF - 152 (E2/T3)	3B-144 (E5) LF-8 (E0/T4) CF-7 (E0) RF - 7 (E0) 1B - 1 (E0) DH - 1	SS - 109 (E4) 2B - 38 (E4)
OBR: B SP: B H&R: 0 vs RH: 72% CD: 0 BD: 2 SAC: DD INJ: 2	OBR: A SP: B H&R: 0 vs RH: 78% CD: 1 BD: 0 SAC: DD INJ: 4	OBR: B SP: C H&R: 0 vs RH: 78% CD: 1 BD: 1 SAC: DD INJ: 5	OBR: C SP: D H&R: 0 vs RH: 78% CD: 0 BD: 0 SAC: DD INJ: 5
vs L vs R vs L vs R	vs L vs R vs L vs R	vs L vs R vs L vs R	vs L vs R vs L vs R
1BF: 11 3B8: 23	1BF: 11-12 3B8: 22-23	1BF: 11 11 3B8: 24 27	1BF: 11-12 11 3B8: 31
1B7: 12-13 11 HR: 27-32 24-31	1B7: 13-17 11-12 HR: 36-38 24-26	1B7: 12-13 12-14 HR: 25-31 28-34	1B7: 13-17 12-15 HR: 32-34
1B8: 14-15 12 K: 33-44 32-38	1B8: 18-23 13 K: 41-57 27-48	1B8: 14 15-16 K: 32-75 35-66	1B8: 18-23 16-18 K: 38-48 35-45
1B9: 16-17 13 BB: 45-53 41-47	1B9: 24-27 14 BB: 58-65 51-61	1B9: 15-16 17-18 BB: 76-87 67-76	1B9: 24-28 21-23 BB:
2B7: 18-21 14-15 HBP: 54-58 48-54	2B7: 28-31 15-16 HBP: 66 62	2B7: 17-18 21-22 HBP: 88-88 77-78	2B7: 31-33 24-25 HBP: 51 46
2B8: 22-24 16-18 Out: 61-88 55-88	2B8: 32-33 17-18 Out: 67-88 63-88	2B8: 21-22 23-24 Out: 81-88	2B8: 34-35 26-27 Out: 52-88 47-88
2B9: 25-26 21-22 Cht: LP LP	2B9: 34-35 21 Cht: SN SN	2B9: 23 25-26 Cht: RP RP	2B9: 36-37 28 Cht: RN RN
586 AB, .278 AVG, 31 HR, .899 OPS Age: 25	596 AB, .250 AVG, 17 HR, .757 OPS Age: 29	559 AB, .275 AVG, 26 HR, .858 OPS Age: 23	547 AB, .265 AVG, 11 HR, .671 OPS Age: 25


2015 Chicago Cubs Austin Jackson	2015 Chicago Cubs Addison Russell	2015 Chicago Cubs Chris Coghlan	2015 Chicago Cubs Jorge Soler
CF - 115 (E2/T3) RF - 22 (E5/T3) LF - 4 (E0/T3)	2B - 86 (E2) SS - 61 (E2)	LF - 99 (E0/T4) RF - 21 (E0/T4) 2B - 15 (E3) 1B - 5 (E0) 3B - 3 (E0)	RF - 95 (E1/T3) DH - 1
OBR: B SP: C H&R: 0 vs RH: 66% CD: 1 BD: 0 SAC: CC INJ: 6	OBR: C SP: D H&R: 0 vs RH: 77% CD: 0 BD: 0 SAC: DD INJ: 5	OBR: A SP: B H&R: 0 vs RH: 90% CD: 0 BD: 0 SAC: DD INJ: 5	OBR: B SP: D H&R: 0 vs RH: 77% CD: 0 BD: 0 SAC: DD INJ: 7
vs L vs R vs L vs R	vs L vs R vs L vs R	vs L vs R vs L vs R	vs L vs R vs L vs R
1BF: 11 11 3B8: 31	1BF: 11 3B8:	1BF: 11 3B8: 24-25	1BF: 11 11 3B8:
1B7: 12-16 12-15 HR: 32-35 34	1B7: 12-14 HR: 23-24 31-33	1B7: 12 HR: 26-32	1B7: 12-13 12-15 HR: 24-26 32-34
1B8: 17-21 16-18 K: 36-58 35-58	1B8: 15-17 K: 25-56 34-64	1B8: 13 K: 14-35 33-46	1B8: 14-15 16-18 K: 27-63 35-67
1B9: 22-25 21-23 BB: 61	1B9: 18-22 BB: 57-62 65-67	1B9: 14 BB: 36-38 47-56	1B9: 16-17 21-23 BB: 64-81
2B7: 26 24-26 HBP: 62 61	2B7: 11-14 23-24 HBP: 63 68	2B7: 11 15-16 HBP: 41 57	2B7: 18-21 24-25 HBP: 82 68
2B8: 27 27-31 Out: 63-88 62-88	2B8: 15-17 25-26 Out: 64-88 71-88	2B8: 12 17-21 Out: 42-88 58-88	2B8: 22 26-27 Out: 83-88 71-88
2B9: 28 32-33 Cht: RP RN	2B9: 18-22 27-28 Cht: RN RN	2B9: 13 22-23 Cht: LN LP	2B9: 23 28-31 Cht: RN RN
491 AB, .267 AVG, 9 HR, .696 OPS Age: 28 (107 games for SEA)	475 AB, .242 AVG, 13 HR, .696 OPS Age: 21	440 AB, .250 AVG, 16 HR, .784 OPS Age: 30	366 AB, .262 AVG, 10 HR, .723 OPS Age: 23
2015 Chicago Cubs Miguel Montero	2015 Chicago Cubs Kyle Schwarber	2015 Chicago Cubs Chris Denorfia	2015 Chicago Cubs David Ross
C - 109 (E1/TC) DH - 1	LF - 41 (E3/T3) C - 21 (E3/TC) DH - 6	LF - 43 (E0/T4) RF - 28 (E0/T4) CF - 6 (E0/T4)	C - 59 (E1/TB)
OBR: D SP: D H&R: 0 vs RH: 86% CD: 0 BD: 0 SAC: DD INJ: 7	OBR: A SP: D H&R: 0 vs RH: 78% CD: 0 BD: 2 SAC: DD INJ: 8	OBR: C SP: E H&R: 0 vs RH: 63% CD: 0 BD: 0 SAC: CC INJ: 7	OBR: E SP: D H&R: 0 vs RH: 73% CD: 0 BD: 0 SAC: BB INJ: 8
vs L vs R vs L vs R	vs L vs R vs L vs R	vs L vs R vs L vs R	vs L vs R vs L vs R
1BF: 11 3B8:	1BF: 11 3B8: 22	1BF: 11-12 3B8: 25-26	1BF: 3B8:
1B7: 11 12-13 HR: 16-24 24-27	1B7: 12-13 HR: 13-16 23-32	1B7: 11-12 13-17 HR: 36-38	1B7: 11 11 HR: 23
1B8: 12 14-15 K: 25-44 28-56	1B8: 14 K: 17-74 33-55	1B8: 13 18-23 K: 27-61 41-58	1B8: 12 12 K: 21-53 24-65
1B9: 13 16-17 BB: 45-53 57-67	1B9: 15-16 BB: 75-77 56-71	1B9: 14 24-28 BB: 62-68	1B9: 13 13 BB: 54-61 66-75
2B7: 18 HBP: 54 68	2B7: 17 HBP: 78-81 72-73	2B7: 15-17 31-32 HBP: 71 61	2B7: 14-15 14-16 HBP:
2B8: 14 21-22 Out: 55-88 71-88	2B8: 11 18 Out: 82-88 74-88	2B8: 18-22 33-34 Out: 72-88 62-88	2B8: 16-17 17-18 Out: 62-88 76-88
2B9: 15 23 Cht: LP LP	2B9: 12 21 Cht: LP LP	2B9: 23-24 35 Cht: RN RN	2B9: 18 21-22 Cht: RN RN
347 AB, .248 AVG, 15 HR, .754 OPS Age: 31	232 AB, .246 AVG, 16 HR, .842 OPS Age: 22	212 AB, .269 AVG, 3 HR, .691 OPS Age: 34	159 AB, .176 AVG, 1 HR, .518 OPS Age: 38
2015 Chicago Cubs Jonathan Herrera	2015 Chicago Cubs Tommy La Stella	2015 Chicago Cubs Javier Baez	2015 Chicago Cubs Matt Szczur
2B - 29 (E2) 3B - 16 (E4)	2B - 14 (E0) 3B - 12 (E10)	2B - 17 (E3) 3B - 11 (E4) SS - 8 (E0)	LF - 26 (E0/T2) CF - 6 (E0/T2)
OBR: A SP: C H&R: 0 vs RH: 73% CD: 0 BD: 0 SAC: AA INJ: 8	OBR: D SP: C H&R: 1 vs RH: 95% CD: 0 BD: 0 SAC: DD INJ: 8	OBR: D SP: E H&R: 0 vs RH: 75% CD: 0 BD: 0 SAC: DD INJ: 8	OBR: B SP: C H&R: 0 vs RH: 49% CD: 0 BD: 0 SAC: BB INJ: 8
vs L vs R vs L vs R	vs L vs R vs L vs R	vs L vs R vs L vs R	vs L vs R vs L vs R
1BF: 11 11 3B8: 36-41	1BF: 11 3B8:	1BF: 11 11 3B8:	1BF: 11 3B8:
1B7: 12-13 12-14 HR: 24-26	1B7: 12-13 HR: 33-34	1B7: 12-16 12-15 HR: 28-31	1B7: 11 12-14 HR: 27-31
1B8: 14-15 15-17 K: 42-62 27-37	1B8: 14-15 K: 11-35	1B8: 17-22 16-18 K: 61-85 32-67	1B8: 15-16 K: 32-36 25-52
1B9: 16-17 18-22 BB:	1B9: 16-17 BB: 35-36	1B9: 23-26 21-23 BB:	1B9: 12 17-21 BB: 37-38 53-55
2B7: 18-24 23 HBP:	2B7: 18-22 HBP: 36-37 37-38	2B7: 27-37 24-25 HBP:	2B7: 13-16 22 HBP:
2B8: 25-31 Out: 63-88 38-88	2B8: 23-26 Out: 38-88 41-88	2B8: 38-48 26 Out: 86-88 68-88	2B8: 17-22 23 Out: 41-88 56-88
2B9: 32-35 Cht: SN SN	2B9: 27-32 Cht: LN LN	2B9: 51-58 27 Cht: RN RN	2B9: 23-26 24 Cht: RN RN
126 AB, .230 AVG, 2 HR, .576 OPS Age: 30	67 AB, .269 AVG, 1 HR, .727 OPS Age: 26	76 AB, .289 AVG, 1 HR, .733 OPS Age: 22	72 AB, .222 AVG, 1 HR, .612 OPS Age: 25


2015 Chicago Cubs Jake Arrieta	2015 Chicago Cubs Jon Lester	2015 Chicago Cubs Dan Haren	2015 Chicago Cubs Kyle Hendricks
Throws: R Bats: R Starts: 33 Relief: 0	Throws: L Bats: L Starts: 32 Relief: 0	Throws: R Bats: R Starts: 32 Relief: 0	Throws: R Bats: R Starts: 32 Relief: 0
SR: 11 RR: 0 vs RH: 55% CD: 1 ERR: 5 INJ: 2	SR: 13 RR: 0 vs RH: 82% CD: 0 ERR: 10 INJ: 3	SR: 13 RR: 0 vs RH: 56% CD: 0 ERR: 0 INJ: 3	SR: 13 RR: 0 vs RH: 57% CD: 0 ERR: 0 INJ: 3
PB vs L: 2-9 PB vs R: 2-8 vs L vs R vs L vs R	PB vs L: 2-7 PB vs R: 2-7 vs L vs R vs L vs R	PB vs L: 2-6 PB vs R: 2-7 vs L vs R vs L vs R	PB vs L: 2-6 PB vs R: 2-7 vs L vs R vs L vs R
1BF: 11 11 K: 16-42 22-43	1BF: 11 11 K: 25-52 24-45	1BF: 11 11 K: 26-43 23-35	1BF: 11 11 K: 27-47 25-45
1B7: 12 12-14 BB: 43-45 44-45	1B7: 12-15 12-14 BB: 53-54 46-48	1B7: 12-15 12-14 BB: 44-46 36-37	1B7: 12-15 12-14 BB: 48-53 46-47
1B8: 13-14 15-16 PB: 46 46	1B8: 16-18 15-18 PB: 55 51	1B8: 16-21 15-17 PB: 47 38	1B8: 16-21 15-18 PB: 54 48
1B9: 15 17-21 WP: 47-48 47-48	1B9: 21-24 21-23 WP: 56-57 52-53	1B9: 22-25 18-22 WP: 48-51 41-42	1B9: 22-25 21-23 WP: 55 51
Balk: Out: 51-88 51-88	Balk: Out: 58-88 54-88	Balk: Out: 52-88 43-88	Balk: 26 24 Out: 56-88 52-88
22-6, 1.77 ERA, 0.87 WHIP 229 IP, 150 H, 236 K, 48 BB Age: 29	11-12, 3.34 ERA, 1.12 WHIP 205 IP, 183 H, 207 K, 47 BB Age: 31	11-9, 3.60 ERA, 1.13 WHIP 187.1 IP, 174 H, 132 K, 38 BB Age: 34 (21 games for MIA)	8-7, 3.95 ERA, 1.16 WHIP 180 IP, 166 H, 167 K, 43 BB Age: 25
2015 Chicago Cubs Jason Hammel	2015 Chicago Cubs Travis Wood	2015 Chicago Cubs Hector Rondon	2015 Chicago Cubs Pedro Strop
Throws: R Bats: R Starts: 31 Relief: 0	Throws: L Bats: R Starts: 9 Relief: 45	Throws: R Bats: R Starts: 0 Relief: 72	Throws: R Bats: R Starts: 0 Relief: 76
SR: 12 RR: 0 vs RH: 56% CD: 0 ERR: 6 INJ: 3	SR: 9 RR: 6 vs RH: 70% CD: 0 ERR: 0 INJ: 2	SR: 0 RR: 4 vs RH: 54% CD: 0 ERR: 0 INJ: 0	SR: 0 RR: 4 vs RH: 65% CD: 0 ERR: 0 INJ: 0
PB vs L: 2-7 PB vs R: 2-6 vs L vs R vs L vs R	PB vs L: 2-7 PB vs R: 2-6 vs L vs R vs L vs R	PB vs L: 2-7 PB vs R: 2-8 vs L vs R vs L vs R	PB vs L: 2-7 PB vs R: 2-9 vs L vs R vs L vs R
1BF: 11 11 K: 24-46 25-46	1BF: 11 11 K: 24-51 24-52	1BF: 11 11 K: 25-43 22-45	1BF: 11 11 K: 22-45 16-45
1B7: 12-14 12-15 BB: 47-53 47	1B7: 12-14 12-14 BB: 52-56 53-61	1B7: 12-14 12-13 BB: 44-46 46-47	1B7: 12-14 12 BB: 46-58 46-51
1B8: 15-18 16-18 PB: 54 48	1B8: 15-18 15-18 PB: 57 62	1B8: 15-18 14-16 PB: 47 48	1B8: 15-16 13-14 PB: 61 52
1B9: 21-23 21-24 WP: 55-56 51-52	1B9: 21-23 21-23 WP: 58 63	1B9: 21-23 17-18 WP: 48-51 51-52	1B9: 17-21 15 WP: 62-63 53-54
Balk: Out: 57-88 53-88	Balk: Out: 61-88 64-88	Balk: 24 21 Out: 52-88 53-88	Balk: Out: 64-88 55-88
10-7, 3.74 ERA, 1.16 WHIP 170.2 IP, 158 H, 172 K, 40 BB Age: 32	5-4, 4 SV, 3.84 ERA, 1.24 WHIP 100.2 IP, 86 H, 118 K, 39 BB Age: 28	6-4, 30 SV, 1.67 ERA, 1.00 WHIP 70 IP, 55 H, 69 K, 15 BB Age: 27	2-6, 3 SV, 2.91 ERA, 1.00 WHIP 68 IP, 39 H, 81 K, 29 BB Age: 30
2015 Chicago Cubs Fernando Rodney	2015 Chicago Cubs Tommy Hunter	2015 Chicago Cubs Justin Grimm	2015 Chicago Cubs Jason Motte
Throws: R Bats: R Starts: 0 Relief: 68	Throws: R Bats: R Starts: 0 Relief: 58	Throws: R Bats: R Starts: 0 Relief: 62	Throws: R Bats: R Starts: 0 Relief: 57
SR: 0 RR: 4 vs RH: 58% CD: 0 ERR: 0 INJ: 1	SR: 0 RR: 4 vs RH: 58% CD: 1 ERR: 0 INJ: 2	SR: 0 RR: 4 vs RH: 74% CD: 0 ERR: 10 INJ: 1	SR: 0 RR: 4 vs RH: 67% CD: 0 ERR: 0 INJ: 2
PB vs L: 2-6 PB vs R: 2-6 vs L vs R vs L vs R	PB vs L: 2-6 PB vs R: 2-7 vs L vs R vs L vs R	PB vs L: 2-9 PB vs R: 2-7 vs L vs R vs L vs R	PB vs L: 2-6 PB vs R: 2-7 vs L vs R vs L vs R
1BF: 11 11 K: 25-54 25-37	1BF: 11 11 K: 26-44 25-42	1BF: 11 11 K: 16-51 22-51	1BF: 11 11 K: 28-43 24-38
1B7: 12-15 12-15 BB: 55-67 38-43	1B7: 12-15 12-15 BB: 45 43-47	1B7: 12 12-14 BB: 52-62 52-62	1B7: 12-16 12-14 BB: 44-47 41-42
1B8: 16-18 16-18 PB: 68 44	1B8: 16-21 16-18 PB: 46 48	1B8: 13-14 15-16 PB: 63 63	1B8: 17-22 15-18 PB: 48 43
1B9: 21-24 21-24 WP: 71-72 45-46	1B9: 22-25 21-24 WP: 47-48 51-52	1B9: 15 17-21 WP: 64-65 64-65	1B9: 23-27 21-23 WP: 51-52 44-45
Balk: Out: 73-88 47-88	Balk: Out: 51-88 53-88	Balk: Out: 66-88 66-88	Balk: Out: 53-88 46-88
7-5, 16 SV, 4.74 ERA, 1.40 WHIP 62.2 IP, 59 H, 58 K, 29 BB Age: 38 (54 games for SEA)	4-2, 1 SV, 4.18 ERA, 1.24 WHIP 60.1 IP, 61 H, 47 K, 14 BB Age: 28 (39 games for BAL)	3-5, 3 SV, 1.99 ERA, 1.15 WHIP 49.2 IP, 31 H, 67 K, 26 BB Age: 26	8-1, 6 SV, 3.91 ERA, 1.22 WHIP 48.1 IP, 48 H, 34 K, 11 BB Age: 33

2015 Chicago Cubs Trevor Cahill	2015 Chicago Cubs Clayton Richard	2015 Chicago Cubs James Russell	2015 Chicago Cubs Zac Rosscup
Throws: R Bats: R Starts: 3 Relief: 23	Throws: L Bats: L Starts: 3 Relief: 20	Throws: L Bats: L Starts: 0 Relief: 49	Throws: L Bats: R Starts: 0 Relief: 33
SR: 10 RR: 6 vs RH: 67% CD: 0 ERR: 0 INJ: 5	SR: 9 RR: 6 vs RH: 65% CD: 1 ERR: 0 INJ: 5	SR: 0 RR: 4 vs RH: 53% CD: 0 ERR: 0 INJ: 3	SR: 0 RR: 4 vs RH: 65% CD: 0 ERR: 0 INJ: 4
PB vs L: 2-7 PB vs R: 2-6 vs L vs R vs L vs R	PB vs L: 2-8 PB vs R: 2-6 vs L vs R vs L vs R	PB vs L: 2-7 PB vs R: 2-5 vs L vs R vs L vs R	PB vs L: 2-7 PB vs R: 2-5 vs L vs R vs L vs R
1BF: 11 11 K: 25-44 28-46	1BF: 11 11 K: 23-34 28-37	1BF: 11 11 K: 26-41 33-44	1BF: 11 11 K: 18-43 32-55
1B7: 12-15 12-16 BB: 45-48 47-55	1B7: 12-14 12-16 BB: 35 38-41	1B7: 12-15 12-17 BB: 42-45 45-47	1B7: 12-13 12-16 BB: 44-56 56-63
1B8: 16-18 17-22 PB: 51 56	1B8: 15-17 17-22 PB: 36 42	1B8: 16-21 18-24 PB: 46 48	1B8: 14-15 17-24 PB: 57 64
1B9: 21-24 23-27 WP: 52-53 57-58	1B9: 18-22 23-27 WP: 37-38 43-44	1B9: 22-25 25-32 WP: 47 51	1B9: 16-17 25-31 WP: 58-61 65-66
Balk: Out: 54-88 61-88	Balk: Out: 41-88 45-88	Balk: Out: 48-88 52-88	Balk: Out: 62-88 67-88
1-3, 5.40 ERA, 1.39 WHIP 43.1 IP, 44 H, 36 K, 16 BB Age: 27 (15 games for ATL)	4-2, 3.83 ERA, 1.28 WHIP 42.1 IP, 47 H, 22 K, 7 BB Age: 31	0-2, 1 SV, 5.29 ERA, 1.50 WHIP 34 IP, 42 H, 20 K, 9 BB Age: 29	2-1, 4.39 ERA, 1.46 WHIP 26.2 IP, 26 H, 29 K, 13 BB Age: 27
2015 Chicago White Sox Adam Eaton	2015 Chicago White Sox Melky Cabrera	2015 Chicago White Sox Jose Abreu	2015 Chicago White Sox Alexei Ramirez
CF - 145 (E2/T4) DH - 7	LF - 150 (E3/T4) DH - 8	1B - 115 (E3) DH - 39	SS - 152 (E2) DH - 1
OBR: A SP: B H&R: 0 vs RH: 73% CD: 1 BD: 0 SAC: CC INJ: 4	OBR: B SP: D H&R: 0 vs RH: 73% CD: 0 BD: 0 SAC: DD INJ: 3	OBR: C SP: D H&R: 0 vs RH: 76% CD: 2 BD: 2 SAC: DD INJ: 4	OBR: C SP: B H&R: 0 vs RH: 78% CD: 2 BD: 0 SAC: DD INJ: 4
vs L vs R vs L vs R	vs L vs R vs L vs R	vs L vs R vs L vs R	vs L vs R vs L vs R
1BF: 11-12 11 3B8: 31 28-31	1BF: 11 11 3B8: 34	1BF: 11 11 3B8: 33	1BF: 11 11 3B8: 31
1B7: 13-16 12-14 HR: 32-35	1B7: 12-14 12-15 HR: 32 35-37	1B7: 12-13 12-15 HR: 27-28 34-42	1B7: 12-16 12-14 HR: 35-36 31-32
1B8: 17-21 15-16 K: 32-45 36-53	1B8: 15-17 16-18 K: 33-42 38-44	1B8: 14-15 16-18 K: 31-46 43-62	1B8: 17-21 15-16 K: 37 33-36
1B9: 22-25 17-21 BB: 54-61	1B9: 18-22 21-24 BB: 45	1B9: 16-17 21-23 BB: 47-51	1B9: 22-25 17-21 BB: 47-51
2B7: 26 22-23 HBP: 46-48 62-64	2B7: 23-25 25-27 HBP: 46-48	2B7: 18-22 24-26 HBP: 52-54 63-65	2B7: 26-28 22-24 HBP: 52-54
2B8: 27 24-25 Out: 51-88 65-88	2B8: 26-27 28-31 Out: 43-88 46-88	2B8: 23-24 27-28 Out: 55-88 66-88	2B8: 31-32 25-26 Out: 38-88 37-88
2B9: 28 26-27 Cht: LN LP	2B9: 28-31 32-33 Cht: SN SN	2B9: 25-26 31-32 Cht: RN RP	2B9: 33-34 27-28 Cht: RN RN
610 AB, .287 AVG, 14 HR, .792 OPS Age: 26	629 AB, .273 AVG, 12 HR, .709 OPS Age: 30	613 AB, .290 AVG, 30 HR, .850 OPS Age: 28	583 AB, .249 AVG, 10 HR, .642 OPS Age: 33
2015 Chicago White Sox Avisail Garcia	2015 Chicago White Sox Adam LaRoche	2015 Chicago White Sox Carlos Sanchez	2015 Chicago White Sox Tyler Flowers
RF - 130 (E2/T5) DH - 17	DH - 74 1B - 48 (E1)	2B - 117 (E1) DH - 1	C - 110 (E1/TB) 1B - 2 (E0) DH - 1
OBR: C SP: D H&R: 0 vs RH: 77% CD: 1 BD: 0 SAC: DD INJ: 5	OBR: D SP: D H&R: 0 vs RH: 81% CD: 0 BD: 0 SAC: DD INJ: 7	OBR: C SP: D H&R: 0 vs RH: 78% CD: 2 BD: 0 SAC: BB INJ: 7	OBR: E SP: E H&R: 0 vs RH: 80% CD: 1 BD: 0 SAC: CC INJ: 7
vs L vs R vs L vs R	vs L vs R vs L vs R	vs L vs R vs L vs R	vs L vs R vs L vs R
1BF: 11-12 11 3B8: 27	1BF: 11 11 3B8: 22-25	1BF: 11 11 3B8: 27 27-28	1BF: 11 11 3B8: 32-33 26-31
1B7: 13-17 12-15 HR: 35-37 28-32	1B7: 12 12 HR: 18-66 26-52	1B7: 12 15-16 K: 28-44 31-46	1B7: 12-14 12-14 HR: 32-33 26-31
1B8: 18-23 16-18 K: 38-58 33-56	1B8: 13 13 BB: 53-62	1B8: 13 17-18 BB: 47-51	1B8: 15-17 15-16 K: 34-58 32-64
1B9: 24-27 21-23 BB: 61-65	1B9: 14 14-15 HBP: 67 63	1B9: 14-17 21-22 HBP: 45-46 47-48	1B9: 18-22 17-21 BB: 61-67
2B7: 28-31 24 HBP: 66-67 57-58	2B7: 15-16 16-17 Out: 68-88 64-88	2B7: 18-23 23-24 Out: 47-88 51-88	2B7: 23-25 22-23 HBP: 68-71 65-66
2B8: 32-33 25 Out: 68-88 61-88	2B9: 17 18-21 Cht: LN LP	2B9: 24-26 25-26 Cht: SN SN	2B8: 26-27 24 Out: 72-88 67-88
2B9: 34 26 Cht: RN RN			2B9: 28-31 25 Cht: RN RP
553 AB, .257 AVG, 13 HR, .675 OPS Age: 24	429 AB, .207 AVG, 12 HR, .634 OPS Age: 35	389 AB, .224 AVG, 5 HR, .595 OPS Age: 23	331 AB, .239 AVG, 9 HR, .652 OPS Age: 29

2015 Chicago White Sox Tyler Saladino	2015 Chicago White Sox Gordon Beckham	2015 Chicago White Sox Geovany Soto	2015 Chicago White Sox J.B. Shuck
3B - 60 (E3) SS - 11 (E0) 1B - 1 (E0)	3B - 76 (E3) 2B - 11 (E0) SS - 5 (E4) DH - 2	C - 73 (E1/TB) DH - 3	RF - 27 (E0/T5) CF - 11 (E0/T5) LF - 10 (E0/T5)
OBR: A SP: B H&R: 0 vs RH: 74% CD: 0 BD: 0 SAC: BB INJ: 8	OBR: C SP: E H&R: 0 vs RH: 58% CD: 0 BD: 0 SAC: CC INJ: 7	OBR: D SP: E H&R: 0 vs RH: 70% CD: 0 BD: 0 SAC: CC INJ: 8	OBR: C SP: C H&R: 1 vs RH: 82% CD: 0 BD: 0 SAC: AA INJ: 8
vs L vs R vs L vs R	vs L vs R vs L vs R	vs L vs R vs L vs R	vs L vs R vs L vs R
1BF: 11 3B8: 18-23 27	1BF: 11 3B8:	1BF: 3B8:	1BF: 11 3B8: 32-33
1B7: 11 12-15 HR: 24-25 28-31	1B7: 12-14 11 HR: 22-25 22-24	1B7: 11 11-12 HR: 24-31 18-24	1B7: 12-15 HR:
1B8: 12 16-18 K: 26-35 32-52	1B8: 15-16 12 K: 26-34 25-44	1B8: 12 13 K: 32-61 25-61	1B8: 16-18 K: 22-34
1B9: 13 21-23 BB: 36-41	1B9: 17-18 13 BB: 35-37 45-47	1B9: 13 14 BB: 62-64 62-68	1B9: 21-23 BB: 35-53 34-36
2B7: 14-15 24 HBP: 42 53	2B7: 21 14-15 HBP: 38 48	2B7: 14-16 15 HBP: 65 71	2B7: 11-13 24-25 HBP: 54 37
2B8: 16 25 Out: 43-88 54-88	2B8: 16-17 Out: 41-88 51-88	2B8: 17-21 16 Out: 66-88 72-88	2B8: 14-16 26-27 Out: 55-88 38-88
2B9: 17 26 Cht: RN RN	2B9: 18-21 Cht: RP RN	2B9: 22-23 17 Cht: RP RP	2B9: 17-21 28-31 Cht: LN LN
236 AB, .225 AVG, 4 HR, .602 OPS Age: 25	211 AB, .209 AVG, 6 HR, .607 OPS Age: 28	187 AB, .219 AVG, 9 HR, .708 OPS Age: 32	143 AB, .266 AVG, 0 HR, .689 OPS Age: 28
2015 Chicago White Sox Trayce Thompson	2015 Chicago White Sox Micah Johnson	2015 Chicago White Sox Mike Olt	2015 Chicago White Sox Emilio Bonifacio
RF - 18 (E3/T2) LF - 12 (E0/T2) CF - 10 (E0/T2) DH - 1	2B - 33 (E2)	3B - 26 (E8) 1B - 5 (E10)	2B - 17 (E4) DH - 9 CF - 3 (E0/T2) LF - 2 (E0/T2)
OBR: A SP: C H&R: 0 vs RH: 57% CD: 0 BD: 0 SAC: DD INJ: 8	OBR: D SP: C H&R: 0 vs RH: 77% CD: 0 BD: 0 SAC: AA INJ: 8	OBR: D SP: E H&R: 0 vs RH: 74% CD: 0 BD: 0 SAC: DD INJ: 8	OBR: D SP: E H&R: 0 vs RH: 57% CD: 1 BD: 0 SAC: BB INJ: 8
vs L vs R vs L vs R	vs L vs R vs L vs R	vs L vs R vs L vs R	vs L vs R vs L vs R
1BF: 11 11 3B8: 33-41	1BF: 11 11 3B8:	1BF: 3B8:	1BF: 3B8:
1B7: 12-13 12-14 HR: 42-45 27-33	1B7: 12-13 12-14 HR:	1B7: 11 11-13 HR: 14-24 18-22	1B7: 11-12 11-13 HR:
1B8: 14-15 15-16 K: 46-56 34-54	1B8: 14-15 15-16 K: 18-53 28-54	1B8: 12 14-15 K: 25-57 23-65	1B8: 13 14-15 K: 24-83 18-42
1B9: 16-17 17-21 BB: 55-66	1B9: 16-17 17-21 BB: 54-56 55-57	1B9: 13 16-17 BB: 66-72	1B9: 14 16-17 BB:
2B7: 18-23 22-23 HBP:	2B7: 22-23 HBP: 57-58 58-61	2B7: HBP: 58 73	2B7: 15-17 HBP: 84-85 43-44
2B8: 24-27 24-25 Out: 57-88 67-88	2B8: 24-25 Out: 61-88 62-88	2B8: Out: 61-88 74-88	2B8: 18-21 Out: 86-88 45-88
2B9: 28-32 26 Cht: RP RP	2B9: 26-27 Cht: LN LN	2B9: Cht: RP RN	2B9: 22-23 Cht: SN SN
122 AB, .295 AVG, 5 HR, .896 OPS Age: 24	100 AB, .230 AVG, 0 HR, .576 OPS Age: 24	94 AB, .191 AVG, 4 HR, .574 OPS Age: 26 (6 games for CHC)	78 AB, .167 AVG, 0 HR, .390 OPS Age: 30
2015 Chicago White Sox Jeff Samardzija	2015 Chicago White Sox Chris Sale	2015 Chicago White Sox Jose Quintana	2015 Chicago White Sox John Danks
Throws: R Bats: R Starts: 32 Relief: 0	Throws: L Bats: L Starts: 31 Relief: 0	Throws: L Bats: R Starts: 32 Relief: 0	Throws: L Bats: L Starts: 30 Relief: 0
SR: 16 RR: 0 vs RH: 51% CD: 0 ERR: 0 INJ: 3	SR: 14 RR: 0 vs RH: 88% CD: 0 ERR: 4 INJ: 3	SR: 14 RR: 0 vs RH: 82% CD: 0 ERR: 0 INJ: 3	SR: 15 RR: 0 vs RH: 83% CD: 0 ERR: 10 INJ: 3
PB vs L: 2-6 PB vs R: 2-7 vs L vs R vs L vs R	PB vs L: 2-7 PB vs R: 2-7 vs L vs R vs L vs R	PB vs L: 2-7 PB vs R: 2-6 vs L vs R vs L vs R	PB vs L: 2-6 PB vs R: 2-6 vs L vs R vs L vs R
1BF: 11 11 K: 26-42 26-43	1BF: 11 11 K: 25-57 24-53	1BF: 11 11 K: 24-43 28-47	1BF: 11 11 K: 26-38 31-45
1B7: 12-15 12-15 BB: 43-46 44-45	1B7: 12-15 12-14 BB: 58-63 54-55	1B7: 12-14 12-16 BB: 44-45 48-52	1B7: 12-15 12-16 BB: 41-42 46-53
1B8: 16-21 16-21 PB: 47 46	1B8: 16-18 15-18 PB: 64 56	1B8: 15-18 17-22 PB: 46 53	1B8: 16-18 17-22 PB: 43 54
1B9: 22-25 22-25 WP: 48 47	1B9: 21-24 21-23 WP: 65-66 57-58	1B9: 21-23 23-27 WP: 47 54	1B9: 21-24 23-27 WP: 44-45 55-56
Balk: Out: 51-88 48-88	Balk: Out: 67-88 61-88	Balk: Out: 48-88 55-88	Balk: 25 28 Out: 46-88 57-88
11-13, 4.96 ERA, 1.29 WHIP 214 IP, 228 H, 163 K, 49 BB Age: 30	13-11, 3.41 ERA, 1.09 WHIP 208.2 IP, 185 H, 274 K, 42 BB Age: 26	9-10, 3.36 ERA, 1.27 WHIP 206.1 IP, 218 H, 177 K, 44 BB Age: 26	7-15, 4.71 ERA, 1.41 WHIP 177.2 IP, 195 H, 124 K, 56 BB Age: 30

2015 Chicago White Sox Carlos Rodon	2015 Chicago White Sox David Robertson	2015 Chicago White Sox Zach Duke	2015 Chicago White Sox Dan Jennings
Throws: L Bats: L Starts: 23 Relief: 3	Throws: R Bats: R Starts: 0 Relief: 60	Throws: L Bats: L Starts: 0 Relief: 71	Throws: L Bats: L Starts: 0 Relief: 53
SR: 14 RR: 8 vs RH: 82% CD: 0 ERR: 0 INJ: 4	SR: 0 RR: 4 vs RH: 58% CD: 0 ERR: 0 INJ: 2	SR: 0 RR: 4 vs RH: 66% CD: 2 ERR: 8 INJ: 0	SR: 0 RR: 5 vs RH: 62% CD: 1 ERR: 10 INJ: 2
PB vs L: 2-8 PB vs R: 2-6 vs L vs R vs L vs R	PB vs L: 2-9 PB vs R: 2-7 vs L vs R vs L vs R	PB vs L: 2-7 PB vs R: 2-6 vs L vs R vs L vs R	PB vs L: 2-7 PB vs R: 2-7 vs L vs R vs L vs R
1BF: 11 11 K: 21-43 26-48	1BF: 11 11 K: 17-47 23-54	1BF: 11 11 K: 22-48 25-47	1BF: 11 11 K: 26-44 25-43
1B7: 12-13 12-15 BB: 44-52 51-62	1B7: 12-13 12-14 BB: 48-54	1B7: 12-14 12-15 BB: 51-63 48-57	1B7: 12-15 12-15 BB: 45-51 44-54
1B8: 14-16 16-21 PB: 53 63	1B8: 14 15-17 PB: 55 55	1B8: 15-16 16-18 PB: 64 58	1B8: 16-21 16-18 PB: 52 55
1B9: 17-18 22-25 WP: 54-55 64-65	1B9: 15-16 18-22 WP: 56-57 56-57	1B9: 17-21 21-24 WP: 65 61	1B9: 22-25 21-24 WP: 53-54 56-57
Balk: Out: 56-88 66-88	Balk: Out: 58-88 58-88	Balk: Out: 66-88 62-88	Balk: Out: 55-88 58-88
9-6, 3.75 ERA, 1.44 WHIP 139.1 IP, 130 H, 139 K, 71 BB Age: 22	6-5, 34 SV, 3.41 ERA, 0.93 WHIP 63.1 IP, 46 H, 86 K, 13 BB Age: 30	3-6, 1 SV, 3.41 ERA, 1.30 WHIP 60.2 IP, 47 H, 66 K, 32 BB Age: 32	2-3, 3.99 ERA, 1.40 WHIP 56.1 IP, 55 H, 46 K, 24 BB Age: 28
2015 Chicago White Sox Jake Petricka	2015 Chicago White Sox Zach Putnam	2015 Chicago White Sox Matt Albers	2015 Chicago White Sox Scott Carroll
Throws: R Bats: R Starts: 0 Relief: 62	Throws: R Bats: R Starts: 0 Relief: 49	Throws: R Bats: L Starts: 0 Relief: 30	Throws: R Bats: R Starts: 0 Relief: 18
SR: 0 RR: 4 vs RH: 78% CD: 1 ERR: 0 INJ: 1	SR: 0 RR: 4 vs RH: 59% CD: 0 ERR: 0 INJ: 3	SR: 0 RR: 4 vs RH: 63% CD: 2 ERR: 8 INJ: 5	SR: 0 RR: 8 vs RH: 58% CD: 0 ERR: 10 INJ: 6
PB vs L: 2-5 PB vs R: 2-7 vs L vs R vs L vs R	PB vs L: 2-6 PB vs R: 2-6 vs L vs R vs L vs R	PB vs L: 2-6 PB vs R: 2-8 vs L vs R vs L vs R	PB vs L: 2-7 PB vs R: 2-5 vs L vs R vs L vs R
1BF: 11 11 K: 34-45 25-38	1BF: 11 11 K: 24-53 25-55	1BF: 11 11 K: 26-36 22-41	1BF: 11 11 K: 25-37 32-48
1B7: 12-17 12-15 BB: 46-55 41-45	1B7: 12-14 12-15 BB: 54-64 56-65	1B7: 12-15 12-14 BB: 37-47	1B7: 12-15 12-16 BB: 38-44 51-56
1B8: 18-25 16-18 PB: 56 46	1B8: 15-18 16-18 PB: 65 66	1B8: 16-21 15-16 PB: 48 42	1B8: 16-18 17-24 PB: 45 57
1B9: 26-33 21-24 WP: 57-58 47-48	1B9: 21-23 21-24 WP: 66-67 67-68	1B9: 22-25 17-21 WP: 51 43	1B9: 21-24 25-31 WP: 46-47 58-61
Balk: Out: 61-88 51-88	Balk: Out: 68-88 71-88	Balk: Out: 52-88 44-88	Balk: Out: 48-88 62-88
4-3, 2 SV, 3.63 ERA, 1.42 WHIP 52 IP, 56 H, 33 K, 18 BB Age: 27	3-3, 4.07 ERA, 1.36 WHIP 48.2 IP, 42 H, 64 K, 24 BB Age: 27	2-0, 1.21 ERA, 1.07 WHIP 37.1 IP, 31 H, 28 K, 9 BB Age: 32	1-1, 3.44 ERA, 1.45 WHIP 36.2 IP, 40 H, 27 K, 13 BB Age: 30
2015 Chicago White Sox Erik Johnson	2015 Chicago White Sox Hector Noesi	2015 Chicago White Sox Daniel Webb	2015 Chicago White Sox Nate Jones
Throws: R Bats: R Starts: 6 Relief: 0	Throws: R Bats: R Starts: 5 Relief: 5	Throws: R Bats: R Starts: 0 Relief: 27	Throws: R Bats: R Starts: 0 Relief: 19
SR: 14 RR: 0 vs RH: 51% CD: 0 ERR: 0 INJ: 8	SR: 15 RR: 8 vs RH: 54% CD: 2 ERR: 0 INJ: 8	SR: 0 RR: 6 vs RH: 71% CD: 0 ERR: 10 INJ: 5	SR: 0 RR: 4 vs RH: 67% CD: 0 ERR: 0 INJ: 6
PB vs L: 2-6 PB vs R: 2-6 vs L vs R vs L vs R	PB vs L: 2-6 PB vs R: 2-5 vs L vs R vs L vs R	PB vs L: 2-5 PB vs R: 2-5 vs L vs R vs L vs R	PB vs L: 2-8 PB vs R: 2-6 vs L vs R vs L vs R
1BF: 11 11 K: 26-37 24-48	1BF: 11 11 K: 25-44 36-45	1BF: 11 11 K: 35-46 32-48	1BF: 11 11 K: 16-55 24-54
1B7: 12-15 12-14 BB: 38-53 51-55	1B7: 12-14 12-17 BB: 45-54 46-58	1B7: 12-17 12-16 BB: 47-64 51-65	1B7: 12 12-14 BB: 56-61 55-62
1B8: 16-21 15-18 PB: 54 56	1B8: 15-18 18-26 PB: 55 61	1B8: 18-26 17-24 PB: 65 66	1B8: 13-14 15-18 PB: 62 63
1B9: 22-25 21-23 WP: 55-56 57-58	1B9: 21-23 27-34 WP: 56-57 62-63	1B9: 27-34 25-31 WP: 66-67 67-68	1B9: 15 21-23 WP: 63 64
Balk: Out: 57-88 61-88	Balk: 24 35 Out: 58-88 64-88	Balk: Out: 68-88 71-88	Balk: Out: 64-88 65-88
3-1, 3.34 ERA, 1.40 WHIP 35 IP, 32 H, 30 K, 17 BB Age: 25	0-4, 6.89 ERA, 1.78 WHIP 32.2 IP, 41 H, 22 K, 17 BB Age: 28	1-0, 6.30 ERA, 2.10 WHIP 30 IP, 41 H, 22 K, 22 BB Age: 25	2-2, 3.32 ERA, 0.95 WHIP 19 IP, 12 H, 27 K, 6 BB Age: 29



2015 Cincinnati Reds Joey Votto	2015 Cincinnati Reds Todd Frazier	2015 Cincinnati Reds Jay Bruce	2015 Cincinnati Reds Brandon Phillips
1B - 156 (E2)	3B - 155 (E5) 	RF - 150 (E1/T4) DH - 2	2B - 141 (E1)
OBR: D SP: C H&R: 0 vs RH: 70% CD: 2 BD: 2 SAC: DD INJ: 3	OBR: C SP: C H&R: 0 vs RH: 76% CD: 1 BD: 2 SAC: DD INJ: 3	OBR: D SP: C H&R: 0 vs RH: 71% CD: 0 BD: 1 SAC: DD INJ: 3	OBR: A SP: A H&R: 0 vs RH: 75% CD: 0 BD: 0 SAC: DD INJ: 5
vs L vs R vs L vs R	vs L vs R vs L vs R	vs L vs R vs L vs R	vs L vs R vs L vs R
1BF: 11 3B8: 28	1BF: 11 3B8: 28	1BF: 11 3B8: 22 18	1BF: 11-12 11-12 3B8: 35
1B7: 12-14 11-12 HR: 31-34 25-32	1B7: 11 12-13 HR: 24-36 27-33	1B7: 11 HR: 23-25 21-26	1B7: 13-21 13-17 HR: 38-41 36-38
1B8: 15-16 13-14 K: 35-51 33-48	1B8: 14 K: 37-58 34-51	1B8: 12 K: 26-46 27-48	1B8: 22-26 18-23 K: 41-45
1B9: 17-18 15-16 BB: 52-73 51-74	1B9: 12 15-16 BB: 52-53	1B9: 13 BB: 47-51 51-55	1B9: 27-34 24-28 BB: 46
2B7: 21-22 17-18 HBP: 74 75	2B7: 13-15 17-21 HBP: 61 54	2B7: 14-15 11-12 HBP: 42 46	2B7: 35 31-32 HBP: 42 46
2B8: 23-25 21-22 Out: 75-88 76-88	2B8: 16-18 22-24 Out: 62-88 55-88	2B8: 16-17 13-15 Out: 52-88 56-88	2B8: 36 33 Out: 43-88 47-88
2B9: 26-27 23-24 Cht: LP LP	2B9: 21-23 25-26 Cht: RP RP	2B9: 18-21 16-17 Cht: LN LP	2B9: 37 34 Cht: RN RN
545 AB, .314 AVG, 29 HR, 1.000 OPS Age: 31	619 AB, .255 AVG, 35 HR, .806 OPS Age: 29	580 AB, .226 AVG, 26 HR, .729 OPS Age: 28	588 AB, .294 AVG, 12 HR, .723 OPS Age: 34
2015 Cincinnati Reds Billy Hamilton	2015 Cincinnati Reds Eugenio Suarez	2015 Cincinnati Reds Brayan Pena	2015 Cincinnati Reds Tucker Barnhart
CF - 110 (E0/T4)	SS - 96 (E4)	C - 86 (E1/TC) 1B - 5 (E0) DH - 1	C - 73 (E1/TB)
OBR: A SP: A H&R: 0 vs RH: 73% CD: 0 BD: 0 SAC: AA INJ: 7	OBR: C SP: C H&R: 0 vs RH: 77% CD: 0 BD: 0 SAC: BB INJ: 7	OBR: E SP: D H&R: 1 vs RH: 71% CD: 0 BD: 0 SAC: CC INJ: 7	OBR: D SP: E H&R: 0 vs RH: 81% CD: 0 BD: 0 SAC: CC INJ: 7
vs L vs R vs L vs R	vs L vs R vs L vs R	vs L vs R vs L vs R	vs L vs R vs L vs R
1BF: 11-12 11-12 3B8: 26-27	1BF: 11 11 3B8: 32	1BF: 11 11 3B8: 32	1BF: 11 11 3B8: 32-33
1B7: 13-15 13-15 HR: 28-32	1B7: 12-15 12-15 HR: 32-37 33-36	1B7: 12-14 12-17 HR: 32-37 33-36	1B7: 12-14 12-15 HR: 32-33
1B8: 16-18 16-18 K: 33-54 26-34	1B8: 16-18 16-18 K: 38-65 37-61	1B8: 15-17 18-23 K: 27-32	1B8: 15-16 16-18 K: 22-32 34-45
1B9: 21-23 21-23 BB: 35-36	1B9: 21-23 21-23 BB: 66-67	1B9: 18-22 24-28 BB: 33-38 38-41	1B9: 17-21 21-24 BB: 33-37 46-52
2B7: 24 24 HBP: 41 42	2B7: 24-25 24-25 HBP: 68 62	2B7: 23-24 31-33 HBP: 41 42	2B7: 25-26 HBP: 38 53
2B8: 25 25 Out: 55-88 37-88	2B8: 26-27 26-27 Out: 71-88 63-88	2B8: 25 34-35 Out: 42-88 43-88	2B8: 27-28 Out: 41-88 54-88
2B9: Cht: SN SN	2B9: 28-31 28-31 Cht: RP RP	2B9: 26 36-37 Cht: SN SN	2B9: 31 Cht: SN SN
412 AB, .226 AVG, 4 HR, .563 OPS Age: 24	372 AB, .280 AVG, 13 HR, .761 OPS Age: 23	333 AB, .273 AVG, 0 HR, .659 OPS Age: 33	242 AB, .252 AVG, 3 HR, .650 OPS Age: 24
2015 Cincinnati Reds Skip Schumaker	2015 Cincinnati Reds Ivan De Jesus	2015 Cincinnati Reds Zack Cozart	2015 Cincinnati Reds Jason Bourgeois
LF - 40 (E6/T4) 2B - 12 (E0) RF - 4 (E0) CF - 2 (E0) DH - 2	2B - 20 (E0) LF - 18 (E7/T2) 3B - 13 (E0) SS - 10 (E7) 1B - 4 (E0)	SS - 52 (E1)	CF - 35 (E3/T3) LF - 18 (E0/T3) RF - 6 (E0/T3)
OBR: C SP: D H&R: 0 vs RH: 90% CD: 1 BD: 0 SAC: DD INJ: 7	OBR: D SP: E H&R: 0 vs RH: 72% CD: 0 BD: 0 SAC: DD INJ: 8	OBR: B SP: D H&R: 0 vs RH: 76% CD: 0 BD: 1 SAC: CC INJ: 8	OBR: B SP: C H&R: 0 vs RH: 73% CD: 0 BD: 0 SAC: CC INJ: 8
vs L vs R vs L vs R	vs L vs R vs L vs R	vs L vs R vs L vs R	vs L vs R vs L vs R
1BF: 11 3B8: 31	1BF: 11 3B8: 26-27	1BF: 11 11 3B8: 25	1BF: 11-12 11-12 3B8: 16-17 33
1B7: 11 12-13 HR: 31	1B7: 12-14 11-13 HR: 31-34 28-31	1B7: 12-16 12-13 HR: 33-41 26-32	1B7: 11 13-17 HR: 18-21 34-35
1B8: 14-15 K: 31-51 32-46	1B8: 15-17 14-15 K: 35-62 32-55	1B8: 17-21 14 K: 33-44	1B8: 12 18-23 K: 22-36 36-44
1B9: 12 16-17 BB: 52-72 47-51	1B9: 18-22 16-17 BB: 63 56-62	1B9: 22-25 15-16 BB: 42-44 45	1B9: 13 24-27 BB: 37-38 45
2B7: 13-16 18-22 HBP: 41 46	2B7: 23-24 18-21 HBP: 64 63	2B7: 26-27 17-18 HBP: 45 46	2B7: 14 28 HBP: 41 46
2B8: 17-23 23-25 Out: 73-88 52-88	2B8: 25-26 22-23 Out: 65-88 64-88	2B8: 28-31 21-22 Out: 46-88 47-88	2B8: 15 31 Out: 42-88 47-88
2B9: 24-28 26-28 Cht: LN LN	2B9: 27-28 24-25 Cht: RP RN	2B9: 32 23-24 Cht: RP RP	2B9: 32 Cht: RN RN
244 AB, .242 AVG, 1 HR, .642 OPS Age: 35	201 AB, .244 AVG, 4 HR, .684 OPS Age: 28	194 AB, .258 AVG, 9 HR, .769 OPS Age: 29	196 AB, .240 AVG, 3 HR, .625 OPS Age: 33

2015 Cincinnati Reds Kristopher Negron	2015 Cincinnati Reds Brennan Boesch	2015 Cincinnati Reds Adam Duvall	2015 Cincinnati Reds Devin Mesoraco
SS - 10 (E2) LF - 10 (E0/T2) 2B - 6 (E0) CF - 5 (E0) 1B - 2 (E0) 3B - 2 (E10)	LF - 8 (E0/T2) CF - 8 (E0/T2) DH - 1	LF - 15 (E0/T2) 1B - 4 (E0)	C - 6 (E0/TC) DH - 4
OBR: D SP: C H&R: 0 vs RH: 64% CD: 2 BD: 0 SAC: AA INJ: 8	OBR: D SP: D H&R: 0 vs RH: 91% CD: 0 BD: 0 SAC: DD INJ: 8	OBR: D SP: D H&R: 0 vs RH: 74% CD: 0 BD: 2 SAC: DD INJ: 8	OBR: C SP: C H&R: 0 vs RH: 69% CD: 0 BD: 0 SAC: DD INJ: 8
vs L vs R vs L vs R	vs L vs R vs L vs R	vs L vs R vs L vs R	vs L vs R vs L vs R
1BF: 3B8:	1BF: 3B8:	1BF: 3B8:	1BF: 11 3B8: 11-18
1B7: 11-12 HR:	1B7: 11 HR: 14	1B7: 11 11 HR: 15-28	1B7: 12-15 HR:
1B8: 13-14 K: 14-28 21-43	1B8: 12 K: 15-81 15-46	1B8: 12 K: 23-57 31-75	1B8: 16-18 K: 21-45 28-36
1B9: 15-16 BB: 31-33 44-47	1B9: 13-14 BB: 82-87	1B9: 13 12 BB: 76-82	1B9: 21-23 BB: 46-66
2B7: 11 17 HBP: 34-37 48-53	2B7: 11 HBP: 88 47	2B7: 14-16 13 HBP: 58-63 83-86	2B7: 24-25 HBP: 67-71 37-41
2B8: 12 18 Out: 38-88 54-88	2B8: 12 Out: 48-88	2B8: 17-18 14 Out: 64-88 87-88	2B8: 26 Out: 72-88 42-88
2B9: 13 Cht: RN RN	2B9: 13 Cht: LN LN	2B9: 21-22 Cht: RN RP	2B9: 27 Cht: RN RN
93 AB, .140 AVG, 0 HR, .399 OPS Age: 29	89 AB, .146 AVG, 1 HR, .394 OPS Age: 30	64 AB, .219 AVG, 5 HR, .790 OPS Age: 26	45 AB, .178 AVG, 0 HR, .519 OPS Age: 27
2015 Cincinnati Reds Anthony DeSclafani	2015 Cincinnati Reds Michael Lorenzen	2015 Cincinnati Reds Raisel Iglesias	2015 Cincinnati Reds Burke Badenhop
Throws: R Bats: R Starts: 31 Relief: 0	Throws: R Bats: R Starts: 21 Relief: 6	Throws: R Bats: R Starts: 16 Relief: 2	Throws: R Bats: R Starts: 0 Relief: 68
SR: 15 RR: 0 vs RH: 49% CD: 0 ERR: 5 INJ: 3	SR: 14 RR: 8 vs RH: 59% CD: 2 ERR: 0 INJ: 4	SR: 13 RR: 8 vs RH: 56% CD: 0 ERR: 7 INJ: 7	SR: 0 RR: 4 vs RH: 56% CD: 0 ERR: 0 INJ: 1
PB vs L: 2-6 PB vs R: 2-6 vs L vs R vs L vs R	PB vs L: 2-5 PB vs R: 2-6 vs L vs R vs L vs R	PB vs L: 2-6 PB vs R: 2-7 vs L vs R vs L vs R	PB vs L: 2-6 PB vs R: 2-7 vs L vs R vs L vs R
1BF: 11 11 K: 26-45 26-44	1BF: 11 11 K: 33-51 26-42	1BF: 11 11 K: 31-45 22-52	1BF: 11 11 K: 26-33 27-42
1B7: 12-15 12-15 BB: 46-54 45-46	1B7: 12-17 12-15 BB: 52-65 43-48	1B7: 12-16 12-13 BB: 46-52 53-55	1B7: 12-15 12-15 BB: 34-41 43-45
1B8: 16-21 16-21 PB: 55 47	1B8: 18-24 16-21 PB: 66 51	1B8: 17-22 14-16 PB: 53 56	1B8: 16-21 16-22 PB: 42 46
1B9: 22-25 22-25 WP: 56-57 48-51	1B9: 25-32 22-25 WP: 67-68 52-53	1B9: 23-27 17-18 WP: 54 57	1B9: 22-25 23-26 WP: 43 47
Balk: Out: 58-88 52-88	Balk: Out: 71-88 54-88	Balk: 28 21 Out: 55-88 58-88	Balk: Out: 44-88 48-88
9-13, 4.05 ERA, 1.35 WHIP 184.2 IP, 194 H, 151 K, 55 BB Age: 25	4-9, 5.40 ERA, 1.66 WHIP 113.1 IP, 131 H, 83 K, 57 BB Age: 23	3-7, 4.15 ERA, 1.14 WHIP 95.1 IP, 81 H, 104 K, 28 BB Age: 25	2-4, 3.93 ERA, 1.37 WHIP 66.1 IP, 71 H, 36 K, 20 BB Age: 32
2015 Cincinnati Reds Aroldis Chapman	2015 Cincinnati Reds J.J. Hoover	2015 Cincinnati Reds Jumbo Diaz	2015 Cincinnati Reds Ryan Mattheus
Throws: L Bats: L Starts: 0 Relief: 65 	Throws: R Bats: R Starts: 0 Relief: 67	Throws: R Bats: R Starts: 0 Relief: 61	Throws: R Bats: R Starts: 0 Relief: 58
SR: 0 RR: 4 vs RH: 80% CD: 0 ERR: 0 INJ: 1	SR: 0 RR: 4 vs RH: 56% CD: 0 ERR: 8 INJ: 1	SR: 0 RR: 4 vs RH: 55% CD: 1 ERR: 0 INJ: 1	SR: 0 RR: 5 vs RH: 60% CD: 0 ERR: 10 INJ: 2
PB vs L: 2-9 PB vs R: 2-8 vs L vs R vs L vs R	PB vs L: 2-6 PB vs R: 2-7 vs L vs R vs L vs R	PB vs L: 2-6 PB vs R: 2-6 vs L vs R vs L vs R	PB vs L: 2-5 PB vs R: 2-7 vs L vs R vs L vs R
1BF: 11 11 K: 16-55 21-56	1BF: 11 11 K: 23-35 21-42	1BF: 11 11 K: 26-43 26-62	1BF: 11 11 K: 35-47 27-42
1B7: 12 12-13 BB: 56-67 57-65	1B7: 12-14 12-13 BB: 36-43 43-54	1B7: 12-15 12-15 BB: 44-52 63-64	1B7: 12-17 12-15 BB: 48-51 43-51
1B8: 13-14 14-16 PB: 68 66	1B8: 15-17 14-16 PB: 44 55	1B8: 16-18 16-18 PB: 53 65	1B8: 18-25 16-21 PB: 52 52
1B9: 15 17-18 WP: 71-72 67-68	1B9: 18-22 17-18 WP: 45-46 56-57	1B9: 21-24 21-24 WP: 54-55 66-67	1B9: 26-33 22-25 WP: 53-54 53-54
Balk: Out: 73-88 71-88	Balk: Out: 47-88 58-88	Balk: 25 25 Out: 56-88 68-88	Balk: 34 26 Out: 55-88 55-88
4-4, 33 SV, 1.63 ERA, 1.15 WHIP 66.1 IP, 43 H, 116 K, 33 BB Age: 27	8-2, 1 SV, 2.94 ERA, 1.17 WHIP 64.1 IP, 44 H, 52 K, 31 BB Age: 27	2-1, 1 SV, 4.18 ERA, 1.26 WHIP 60.1 IP, 58 H, 70 K, 18 BB Age: 31	2-4, 4.02 ERA, 1.52 WHIP 56 IP, 67 H, 37 K, 18 BB Age: 31 (1 games for LAA)

2015 Cincinnati Reds Keyvius Sampson	2015 Cincinnati Reds Pedro Villarreal	2015 Cincinnati Reds John Lamb	2015 Cincinnati Reds Brandon Finnegan
Throws: R Bats: R Starts: 12 Relief: 1	Throws: R Bats: R Starts: 0 Relief: 29	Throws: L Bats: L Starts: 10 Relief: 0	Throws: L Bats: L Starts: 4 Relief: 16
SR: 14 RR: 8 vs RH: 58% CD: 0 ERR: 0 INJ: 8	SR: 0 RR: 7 vs RH: 61% CD: 0 ERR: 0 INJ: 5	SR: 14 RR: 0 vs RH: 84% CD: 0 ERR: 0 INJ: 8	SR: 10 RR: 6 vs RH: 79% CD: 1 ERR: 0 INJ: 6
PB vs L: 2-5 PB vs R: 2-6 vs L vs R vs L vs R	PB vs L: 2-6 PB vs R: 2-6 vs L vs R vs L vs R	PB vs L: 2-5 PB vs R: 2-6 vs L vs R vs L vs R	PB vs L: 2-6 PB vs R: 2-6 vs L vs R vs L vs R
1BF: 11 11 K: 34-55 26-41	1BF: 11 11 K: 33-42 27-42	1BF: 11 11 K: 34-64 28-55	1BF: 11 11 K: 23-45 24-44
1B7: 12-17 12-15 BB: 56-71 42-46	1B7: 12-16 12-15 BB: 43-47 43-44	1B7: 12-17 12-16 BB: 65-77 56-62	1B7: 12-14 12-14 BB: 46-56 45-53
1B8: 18-25 16-21 PB: 72 47	1B8: 17-24 16-21 PB: 48 45	1B8: 18-25 17-22 PB: 78 63	1B8: 15-17 15-18 PB: 57 54
1B9: 26-33 22-25 WP: 73-74 48-51	1B9: 25-31 22-25 WP: 51 46	1B9: 26-33 23-27 WP: 81 64	1B9: 18-22 21-23 WP: 58 55
Balk: Out: 75-88 52-88	Balk: 32 26 Out: 52-88 47-88	Balk: Out: 82-88 65-88	Balk: Out: 61-88 56-88
2-6, 6.54 ERA, 1.78 WHIP 52.1 IP, 67 H, 42 K, 26 BB Age: 24	1-3, 3.42 ERA, 1.38 WHIP 50 IP, 57 H, 29 K, 12 BB Age: 27	1-5, 5.80 ERA, 1.55 WHIP 49.2 IP, 58 H, 58 K, 19 BB Age: 24	5-2, 3.56 ERA, 1.21 WHIP 48 IP, 37 H, 45 K, 21 BB Age: 22 (14 games for KCR)
2015 Cincinnati Reds Jason Marquis	2015 Cincinnati Reds Tony Cingrani	2015 Cincinnati Reds Josh Smith	2015 Cincinnati Reds Manny Parra
Throws: R Bats: L Starts: 9 Relief: 0	Throws: L Bats: L Starts: 1 Relief: 34	Throws: R Bats: R Starts: 7 Relief: 2	Throws: L Bats: L Starts: 0 Relief: 40
SR: 16 RR: 0 vs RH: 51% CD: 0 ERR: 0 INJ: 8	SR: 8 RR: 5 vs RH: 75% CD: 2 ERR: 0 INJ: 4	SR: 15 RR: 8 vs RH: 56% CD: 0 ERR: 10 INJ: 8	SR: 0 RR: 4 vs RH: 54% CD: 0 ERR: 0 INJ: 4
PB vs L: 2-6 PB vs R: 2-5 vs L vs R vs L vs R	PB vs L: 2-5 PB vs R: 2-6 vs L vs R vs L vs R	PB vs L: 2-5 PB vs R: 2-6 vs L vs R vs L vs R	PB vs L: 2-6 PB vs R: 2-7 vs L vs R vs L vs R
1BF: 11 11 K: 31-46 34-52	1BF: 11 11 K: 27-53 26-53	1BF: 11 11 K: 35-56 26-44	1BF: 11 11 K: 26-45 25-37
1B7: 12-16 12-17 BB: 47-51 53-58	1B7: 12-15 12-15 BB: 54-63 54-74	1B7: 12-17 12-15 BB: 57-77 45-53	1B7: 12-15 12-15 BB: 46-47 38-41
1B8: 17-23 18-25 PB: 52 61	1B8: 16-21 16-18 PB: 64 75	1B8: 18-26 16-21 PB: 78 54	1B8: 16-21 16-18 PB: 48 42
1B9: 24-28 26-33 WP: 53-54 62-63	1B9: 22-25 21-24 WP: 65-66 76-77	1B9: 27-34 22-25 WP: 81 55	1B9: 22-25 21-24 WP: 51-52 43-44
Balk: Out: 55-88 64-88	Balk: 26 25 Out: 67-88 78-88	Balk: Out: 82-88 56-88	Balk: Out: 53-88 45-88
3-4, 6.46 ERA, 1.65 WHIP 47.1 IP, 64 H, 37 K, 14 BB Age: 36	0-3, 5.67 ERA, 1.68 WHIP 33.1 IP, 31 H, 39 K, 25 BB Age: 25	0-4, 6.89 ERA, 1.93 WHIP 32.2 IP, 42 H, 30 K, 21 BB Age: 27	1-2, 3.90 ERA, 1.18 WHIP 32.1 IP, 32 H, 23 K, 6 BB Age: 32
2015 Cleveland Indians Carlos Santana	2015 Cleveland Indians Jason Kipnis	2015 Cleveland Indians Michael Brantley	2015 Cleveland Indians Francisco Lindor
1B - 132 (E1) DH - 21	2B - 124 (E1) DH - 16 	LF - 101 (E2/T4) CF - 28 (E0/T4) DH - 18	SS - 98 (E3) DH - 1
OBR: C SP: C H&R: 0 vs RH: 66% CD: 2 BD: 0 SAC: DD INJ: 4	OBR: A SP: C H&R: 0 vs RH: 63% CD: 0 BD: 0 SAC: CC INJ: 6	OBR: C SP: B H&R: 2 vs RH: 61% CD: 0 BD: 0 SAC: DD INJ: 6	OBR: A SP: B H&R: 0 vs RH: 65% CD: 0 BD: 0 SAC: AA INJ: 7
vs L vs R vs L vs R	vs L vs R vs L vs R	vs L vs R vs L vs R	vs L vs R vs L vs R
1BF: 11 3B8: 17	1BF: 11 11 3B8: 28 35-36	1BF: 11 11 3B8:	1BF: 11 11 3B8: 34-35 34
1B7: 12-15 HR: 28-31 18-23	1B7: 12-13 12-15 HR: 31-32 37-38	1B7: 12-14 12-14 HR: 34-36 34-37	1B7: 12-15 12-16 HR: 36-41 35-37
1B8: 16-18 K: 32-42 24-41	1B8: 14-15 16-18 K: 33-52 41-47	1B8: 15-17 15-16 K: 37-43	1B8: 16-18 17-21 K: 42-53 38-48
1B9: 21-23 BB: 43-57 42-57	1B9: 16-17 21-23 BB: 48-56	1B9: 18-22 17-21 BB: 44-46 38-47	1B9: 21-24 22-25 BB: 54-55
2B7: 24-25 11-12 HBP: 58 58	2B7: 18-21 24-26 HBP: 53-54 57-58	2B7: 23-25 22-24 HBP:	2B7: 25-27 26-27 HBP:
2B8: 26 13-14 Out: 61-88 61-88	2B8: 22-24 27-31 Out: 55-88 61-88	2B8: 26-28 25-28 Out: 47-88 48-88	2B8: 28-31 28-31 Out: 56-88 51-88
2B9: 27 15-16 Cht: SN SP	2B9: 25-27 32-34 Cht: LN LN	2B9: 31-33 31-33 Cht: LN LP	2B9: 32-33 32-33 Cht: SP SN
550 AB, .231 AVG, 19 HR, .752 OPS Age: 29	565 AB, .303 AVG, 9 HR, .823 OPS Age: 28	529 AB, .310 AVG, 15 HR, .859 OPS Age: 28	390 AB, .313 AVG, 12 HR, .835 OPS Age: 21

2015 Cleveland Indians Yan Gomes	2015 Cleveland Indians Lonnie Chisenhall	2015 Cleveland Indians Jose Ramirez	2015 Cleveland Indians Mike Aviles
C - 91 (E1/TB) DH - 4	RF - 51 (E2/T5) 3B - 50 (E4) DH - 4	SS-46 (E5) 2B-33 (E2) 3B-13 (E3) LF - 2 (E0/T2) DH - 1	LF-34 (E2/T3) 3B-28 (E9) SS-23 (E4) 2B - 11 (E2) CF - 5 (E0/T3) DH - 2
OBR: C SP: D H&R: 0 vs RH: 72% CD: 1 BD: 0 SAC: DD INJ: 7	OBR: B SP: D H&R: 0 vs RH: 82% CD: 2 BD: 0 SAC: CC INJ: 7	OBR: A SP: B H&R: 0 vs RH: 70% CD: 0 BD: 0 SAC: BB INJ: 7	OBR: C SP: D H&R: 0 vs RH: 46% CD: 0 BD: 0 SAC: AA INJ: 7
vs L vs R vs L vs R	vs L vs R vs L vs R	vs L vs R vs L vs R	vs L vs R vs L vs R
1BF: 11 11 3B8:	1BF: 11 11 3B8:	1BF: 11 11 3B8: 26-27	1BF: 11 11 3B8:
1B7: 12-13 12-13 HR: 26 26-32	1B7: 12-14 12-13 HR: 26-27 27-31	1B7: 12-13 12-13 HR: 24-25 28-31	1B7: 12-15 12-14 HR: 27-31 27
1B8: 14 14 K: 27-65 33-56	1B8: 15-16 14-15 K: 28-36 32-48	1B8: 14-15 14-15 K: 32-35	1B8: 16-18 15-16 K: 32-36 28-33
1B9: 15-16 15-16 BB:	1B9: 17-21 16-17 BB: 37-41 51	1B9: 16-17 16-17 BB: 26-32 36-41	1B9: 21-23 17-21 BB: 37-41
2B7: 17-21 17-21 HBP: 66-67 57-58	2B7: 22 18-21 HBP:	2B7: 18-21 18-21 HBP:	2B7: 24 22-23 HBP:
2B8: 22-23 22-23 Out: 68-88 61-88	2B8: 23-24 22-24 Out: 42-88 52-88	2B8: 22 22-23 Out: 33-88 42-88	2B8: 25 24-25 Out: 42-88 34-88
2B9: 24-25 24-25 Cht: RN RP	2B9: 25 25-26 Cht: LN LN	2B9: 23 24-25 Cht: SN SN	2B9: 26 26 Cht: RN RN
363 AB, .231 AVG, 12 HR, .659 OPS Age: 27	333 AB, .246 AVG, 7 HR, .667 OPS Age: 26	315 AB, .219 AVG, 6 HR, .631 OPS Age: 22	290 AB, .231 AVG, 5 HR, .599 OPS Age: 34
2015 Cleveland Indians Giovanny Urshela	2015 Cleveland Indians Abraham Almonte	2015 Cleveland Indians Chris Johnson	2015 Cleveland Indians Roberto Perez
3B - 80 (E3)	CF - 56 (E0/T3) LF - 6 (E0/T3) RF - 2 (E0/T3) DH - 1	1B - 30 (E2) 3B - 27 (E7) DH - 14	C - 69 (E1/TA) DH - 1
OBR: D SP: E H&R: 0 vs RH: 74% CD: 2 BD: 0 SAC: CC INJ: 7	OBR: A SP: B H&R: 0 vs RH: 75% CD: 1 BD: 0 SAC: BB INJ: 7	OBR: C SP: D H&R: 0 vs RH: 62% CD: 2 BD: 0 SAC: DD INJ: 7	OBR: D SP: D H&R: 0 vs RH: 71% CD: 0 BD: 0 SAC: AA INJ: 8
vs L vs R vs L vs R	vs L vs R vs L vs R	vs L vs R vs L vs R	vs L vs R vs L vs R
1BF: 11 3B8: 23	1BF: 11-12 3B8: 24-26	1BF: 11-12 11 3B8:	1BF: 3B8: 17
1B7: 12-16 11-13 HR: 34-35 24-26	1B7: 13-17 11-12 HR: 27-31	1B7: 13-22 12-13 HR: 43 26-27	1B7: 11 11 HR: 26-27 18-24
1B8: 17-22 14-15 K: 36-47 27-47	1B8: 18-23 13 K: 33-53 32-47	1B8: 23-28 14-15 K: 44-67 28-65	1B8: 12 12 K: 28-54 25-57
1B9: 23-26 16-17 BB: 48	1B9: 24-28 14 BB: 48-54	1B9: 31-36 16-17 BB:	1B9: 13 13 BB: 55-75 58-71
2B7: 27-28 18 HBP: 48 51	2B7: 31 15-17 HBP:	2B7: 37-38 18-21 HBP: 68 66	2B7: 14-17 14 HBP: 76 72
2B8: 31-32 21 Out: 51-88 52-88	2B8: 32 18-21 Out: 54-88 55-88	2B8: 41 22-23 Out: 71-88 67-88	2B8: 18-22 15 Out: 77-88 73-88
2B9: 33 22 Cht: RN RN	2B9: 22-23 Cht: SN SN	2B9: 42 24-25 Cht: RN RN	2B9: 23-25 16 Cht: RN RP
267 AB, .225 AVG, 6 HR, .608 OPS Age: 23	232 AB, .250 AVG, 5 HR, .719 OPS Age: 26 (31 games for SDP)	243 AB, .255 AVG, 3 HR, .624 OPS Age: 30 (56 games for ATL)	184 AB, .228 AVG, 7 HR, .751 OPS Age: 26
2015 Cleveland Indians Ryan Raburn	2015 Cleveland Indians Jerry Sands	2015 Cleveland Indians Brett Hayes	
DH - 35 LF - 18 (E5/T3) RF - 17 (E0/T3)	RF - 32 (E0/T3) 1B - 11 (E0) LF - 7 (E0/T3) DH - 1	C - 14 (E1/TC)	
OBR: C SP: D H&R: 0 vs RH: 12% CD: 0 BD: 0 SAC: DD INJ: 7	OBR: D SP: D H&R: 0 vs RH: 49% CD: 0 BD: 0 SAC: DD INJ: 8	OBR: D SP: D H&R: 0 vs RH: 53% CD: 0 BD: 2 SAC: AA INJ: 8	
vs L vs R vs L vs R	vs L vs R vs L vs R	vs L vs R vs L vs R	
1BF: 11 3B8: 11-15	1BF: 11 3B8: 34-35	1BF: 3B8:	
1B7: 12-13 HR: 34-41	1B7: 12-14 11-12 HR: 36-41 16-21	1B7: HR: 11-27 11-17	
1B8: 14-15 K: 42-57 16-65	1B8: 15-17 13 K: 42-68 22-51	1B8: K: 18-54	
1B9: 16-17 BB: 58-67 66-75	1B9: 18-22 14-15 BB: 71 52-54	1B9: BB: 28-37	
2B7: 18-23 HBP: 68-72 76-78	2B7: 23-25 HBP:	2B7: HBP:	
2B8: 24-27 Out: 73-88 81-88	2B8: 26-28 Out: 72-88 55-88	2B8: Out: 38-88 55-88	
2B9: 28-33 Cht: RP RN	2B9: 31-33 Cht: RP RP	2B9: Cht: RP RP	
173 AB, .301 AVG, 8 HR, .936 OPS Age: 34	123 AB, .236 AVG, 4 HR, .676 OPS Age: 27	32 AB, .156 AVG, 3 HR, .666 OPS Age: 31	

2015 Cleveland Indians Corey Kluber	2015 Cleveland Indians Danny Salazar	2015 Cleveland Indians Carlos Carrasco	2015 Cleveland Indians Trevor Bauer
Throws: R Bats: R Starts: 32 Relief: 0	Throws: R Bats: L Starts: 30 Relief: 0	Throws: R Bats: R Starts: 30 Relief: 0	Throws: R Bats: R Starts: 30 Relief: 1
SR: 14 RR: 0 vs RH: 48% CD: 0 ERR: 0 INJ: 3	SR: 13 RR: 0 vs RH: 56% CD: 0 ERR: 10 INJ: 3	SR: 13 RR: 0 vs RH: 57% CD: 0 ERR: 0 INJ: 3	SR: 14 RR: 8 vs RH: 52% CD: 1 ERR: 4 INJ: 3
PB vs L: 2-6 PB vs R: 2-8 vs L vs R vs L vs R	PB vs L: 2-6 PB vs R: 2-7 vs L vs R vs L vs R	PB vs L: 2-7 PB vs R: 2-7 vs L vs R vs L vs R	PB vs L: 2-7 PB vs R: 2-6 vs L vs R vs L vs R
1BF: 11 11 K: 27-52 22-46 1B7: 12-15 12-13 BB: 53-56 47 1B8: 16-21 14-16 PB: 57 48 1B9: 22-25 17-18 WP: 58-61 51-52 Balk: 26 21 Out: 62-88 53-88	1BF: 11 11 K: 25-48 25-47 1B7: 12-14 12-14 BB: 51-53 48-54 1B8: 15-18 15-18 PB: 54 55 1B9: 21-23 21-23 WP: 55 56 Balk: 24 24 Out: 56-88 57-88	1BF: 11 11 K: 23-48 24-52 1B7: 12-14 12-14 BB: 51-54 53-54 1B8: 15-17 15-18 PB: 55 55 1B9: 18-22 21-23 WP: 56-57 56-57 Balk: Out: 58-88 58-88	1BF: 11 11 K: 25-45 25-47 1B7: 12-14 12-14 BB: 46-56 48-55 1B8: 15-18 15-18 PB: 57 56 1B9: 21-23 21-23 WP: 58-61 57-58 Balk: 24 24 Out: 62-88 61-88
9-16, 3.49 ERA, 1.05 WHIP 222 IP, 189 H, 245 K, 45 BB Age: 29	14-10, 3.45 ERA, 1.13 WHIP 185 IP, 156 H, 195 K, 53 BB Age: 25	14-12, 3.63 ERA, 1.07 WHIP 183.2 IP, 154 H, 216 K, 43 BB Age: 28	11-12, 4.55 ERA, 1.31 WHIP 176 IP, 152 H, 170 K, 79 BB Age: 24
2015 Cleveland Indians Cody Anderson	2015 Cleveland Indians Cody Allen	2015 Cleveland Indians Zach McAllister	2015 Cleveland Indians Josh Tomlin
Throws: R Bats: R Starts: 15 Relief: 0	Throws: R Bats: R Starts: 0 Relief: 70	Throws: R Bats: R Starts: 1 Relief: 60	Throws: R Bats: R Starts: 10 Relief: 0
SR: 12 RR: 0 vs RH: 59% CD: 0 ERR: 0 INJ: 8	SR: 0 RR: 4 vs RH: 54% CD: 0 ERR: 0 INJ: 1	SR: 7 RR: 5 vs RH: 57% CD: 0 ERR: 10 INJ: 1	SR: 11 RR: 0 vs RH: 52% CD: 0 ERR: 0 INJ: 8
PB vs L: 2-7 PB vs R: 2-7 vs L vs R vs L vs R	PB vs L: 2-8 PB vs R: 2-7 vs L vs R vs L vs R	PB vs L: 2-7 PB vs R: 2-6 vs L vs R vs L vs R	PB vs L: 2-9 PB vs R: 2-6 vs L vs R vs L vs R
1BF: 11 11 K: 25-34 25-35 1B7: 12-14 12-14 BB: 35-41 36-38 1B8: 15-18 15-18 PB: 42 41 1B9: 21-23 21-23 WP: 43 42 Balk: 24 24 Out: 44-88 43-88	1BF: 11 11 K: 18-52 26-61 1B7: 12-13 12-15 BB: 53-58 62-67 1B8: 14-15 16-21 PB: 61 68 1B9: 16-17 22-25 WP: 62-63 71-72 Balk: Out: 64-88 73-88	1BF: 11 11 K: 25-51 26-55 1B7: 12-15 12-15 BB: 52-55 56-62 1B8: 16-18 16-21 PB: 56 63 1B9: 21-24 22-25 WP: 57-58 64-65 Balk: Out: 61-88 66-88	1BF: 11 11 K: 16-32 24-45 1B7: 12 12-14 BB: 46-47 1B8: 13-14 15-18 PB: 33 48 1B9: 15 21-23 WP: 34 51 Balk: Out: 35-88 52-88
7-3, 3.05 ERA, 1.11 WHIP 91.1 IP, 77 H, 44 K, 24 BB Age: 24	2-5, 3.4 SV, 2.99 ERA, 1.17 WHIP 69.1 IP, 56 H, 99 K, 25 BB Age: 26	4-4, 1 SV, 3.00 ERA, 1.35 WHIP 69 IP, 70 H, 84 K, 23 BB Age: 27	7-2, 3.02 ERA, 0.84 WHIP 65.2 IP, 47 H, 57 K, 8 BB Age: 30
2015 Cleveland Indians Bryan Shaw	2015 Cleveland Indians Ryan Webb	2015 Cleveland Indians Jeff Manship	2015 Cleveland Indians Shaun Marcum
Throws: R Bats: S Starts: 0 Relief: 74	Throws: R Bats: R Starts: 0 Relief: 40	Throws: R Bats: R Starts: 0 Relief: 32	Throws: R Bats: R Starts: 6 Relief: 1
SR: 0 RR: 4 vs RH: 63% CD: 0 ERR: 0 INJ: 0	SR: 0 RR: 5 vs RH: 57% CD: 0 ERR: 0 INJ: 4	SR: 0 RR: 4 vs RH: 67% CD: 0 ERR: 0 INJ: 4	SR: 14 RR: 8 vs RH: 46% CD: 0 ERR: 0 INJ: 8
PB vs L: 2-7 PB vs R: 2-6 vs L vs R vs L vs R	PB vs L: 2-7 PB vs R: 2-6 vs L vs R vs L vs R	PB vs L: 2-7 PB vs R: 2-9 vs L vs R vs L vs R	PB vs L: 2-5 PB vs R: 2-7 vs L vs R vs L vs R
1BF: 11 11 K: 24-38 25-45 1B7: 12-14 12-15 BB: 41-47 46-47 1B8: 15-18 16-18 PB: 48 48 1B9: 21-23 21-24 WP: 51-52 51-52 Balk: Out: 53-88 53-88	1BF: 11 11 K: 24-36 26-38 1B7: 12-14 12-15 BB: 37-44 41 1B8: 15-18 16-21 PB: 45 42 1B9: 21-23 22-25 WP: 46 43 Balk: Out: 47-88 44-88	1BF: 11 11 K: 24-37 14-35 1B7: 12-14 12 BB: 38-42 36-41 1B8: 15-18 PB: 43 42 1B9: 21-23 13 WP: 44 43 Balk: Out: 45-88 44-88	1BF: 11 11 K: 32-52 21-38 1B7: 12-16 12-13 BB: 53-62 41-42 1B8: 17-24 14-16 PB: 63 43 1B9: 25-31 17-18 WP: 64-65 44-45 Balk: Out: 66-88 46-88
3-3, 2 SV, 2.95 ERA, 1.22 WHIP 64 IP, 59 H, 54 K, 19 BB Age: 27	1-0, 3.20 ERA, 1.15 WHIP 50.2 IP, 46 H, 31 K, 12 BB Age: 29	1-0, 0.92 ERA, 0.76 WHIP 39.1 IP, 20 H, 33 K, 10 BB Age: 30	3-2, 5.40 ERA, 1.23 WHIP 35 IP, 32 H, 30 K, 11 BB Age: 33

2015 Cleveland Indians Austin Adams	2015 Cleveland Indians Nick Hagadone	2015 Cleveland Indians Scott Atchison	2015 Cleveland Indians Kyle Crockett
Throws: R Bats: R Starts: 0 Relief: 28	Throws: L Bats: L Starts: 0 Relief: 36	Throws: R Bats: R Starts: 0 Relief: 23	Throws: L Bats: L Starts: 0 Relief: 31
SR: 0 RR: 5 vs RH: 57% CD: 0 ERR: 0 INJ: 5	SR: 0 RR: 4 vs RH: 56% CD: 0 ERR: 0 INJ: 4	SR: 0 RR: 4 vs RH: 67% CD: 0 ERR: 0 INJ: 5	SR: 0 RR: 3 vs RH: 38% CD: 0 ERR: 0 INJ: 4
PB vs L: 2-6 PB vs R: 2-6 vs L vs R vs L vs R	PB vs L: 2-7 PB vs R: 2-6 vs L vs R vs L vs R	PB vs L: 2-8 PB vs R: 2-5 vs L vs R vs L vs R	PB vs L: 2-7 PB vs R: 2-5 vs L vs R vs L vs R
1BF: 11 11 K: 26-41 28-44	1BF: 11 11 K: 26-53 28-47	1BF: 11 11 K: 18-34 34-44	1BF: 11 11 K: 25-43 31-53
1B7: 12-15 12-16 BB: 42-51 45-51	1B7: 12-15 12-16 BB: 54-57 48-61	1B7: 12-13 12-17 BB: 35 45-47	1B7: 12-15 12-16 BB: 44-51 54-64
1B8: 16-21 17-22 PB: 52 52	1B8: 16-21 17-22 PB: 58 62	1B8: 14-15 18-25 PB: 36 48	1B8: 16-18 17-23 PB: 52 65
1B9: 22-25 23-27 WP: 53-54 53-54	1B9: 22-25 23-27 WP: 61-62 63-64	1B9: 16-17 26-33 WP: 37-38 51-52	1B9: 21-24 24-28 WP: 53 66
Balk: Out: 55-88 55-88	Balk: Out: 63-88 65-88	Balk: Out: 41-88 53-88	Balk: Out: 54-88 67-88
2-0, 1 SV, 3.78 ERA, 1.50 WHIP 33.1 IP, 37 H, 23 K, 13 BB Age: 28	0-1, 4.28 ERA, 1.54 WHIP 27.1 IP, 30 H, 28 K, 12 BB Age: 29	1-1, 6.86 ERA, 1.37 WHIP 19.2 IP, 23 H, 12 K, 4 BB Age: 39	0-0, 4.08 ERA, 1.36 WHIP 17.2 IP, 17 H, 15 K, 7 BB Age: 23
2015 Colorado Rockies Charlie Blackmon	2015 Colorado Rockies Nolan Arenado	2015 Colorado Rockies DJ LeMahieu	2015 Colorado Rockies Carlos Gonzalez
CF - 147 (E1/T4) LF - 14 (E0/T4) RF - 7 (E0/T4)	3B - 157 (E3) 	2B - 149 (E1) 	RF - 151 (E3/T4)
OBR: A SP: A H&R: 0 vs RH: 74% CD: 1 BD: 0 SAC: CC INJ: 3	OBR: B SP: E H&R: 0 vs RH: 77% CD: 2 BD: 2 SAC: DD INJ: 3	OBR: A SP: A H&R: 0 vs RH: 75% CD: 2 BD: 0 SAC: CC INJ: 5	OBR: C SP: D H&R: 0 vs RH: 72% CD: 0 BD: 2 SAC: DD INJ: 4
vs L vs R vs L vs R	vs L vs R vs L vs R	vs L vs R vs L vs R	vs L vs R vs L vs R
1BF: 11-12 11-12 3B8: 28-31 32-33	1BF: 11 11 3B8: 31	1BF: 11-12 11-12 3B8: 37 35	1BF: 11 11 3B8: 23
1B7: 13-15 13-15 HR: 32-33 34-37	1B7: 12-13 12-13 HR: 27-32 32-42	1B7: 13-21 13-17 HR: 38 36	1B7: 12-13 12 HR: 21-24 24-35
1B8: 16-18 16-17 K: 34-45 38-51	1B8: 14-15 14-15 K: 33-41 43-55	1B8: 22-26 18-23 K: 41-52 37-51	1B8: 14 13 K: 25-53 36-54
1B9: 21-23 18-22 BB: 46-47 52-53	1B9: 16-17 16-17 BB: 42-46	1B9: 27-34 24-27 BB: 53-61 52-53	1B9: 15-16 14 BB: 55-61
2B7: 24 23-24 HBP: 48-51 54-55	2B7: 18-22 18-22 HBP: 47 56	2B7: 35 28-31 HBP: 54-55	2B7: 15-16 HBP: 54-55
2B8: 25-26 25-27 Out: 52-88 56-88	2B8: 23-24 23-25 Out: 48-88 57-88	2B8: 36 32-33 Out: 62-88 54-88	2B8: 17 17-18 Out: 54-88 62-88
2B9: 27 28-31 Cht: LN LP	2B9: 25-26 26-28 Cht: RP RP	2B9: 34 Cht: RN RN	2B9: 18 21-22 Cht: LP LP
614 AB, .287 AVG, 17 HR, .797 OPS Age: 28	616 AB, .287 AVG, 42 HR, .898 OPS Age: 24	564 AB, .301 AVG, 6 HR, .746 OPS Age: 26	554 AB, .271 AVG, 40 HR, .864 OPS Age: 29
2015 Colorado Rockies Jose Reyes	2015 Colorado Rockies Nick Hundley	2015 Colorado Rockies Ben Paulsen	2015 Colorado Rockies Brandon Barnes
SS - 116 (E3)	C - 102 (E1/TB)	1B - 91 (E1) LF - 19 (E0/T2)	LF - 75 (E3/T3) RF - 21 (E0/T3) CF - 11 (E0/T3)
OBR: A SP: A H&R: 0 vs RH: 71% CD: 0 BD: 0 SAC: AA INJ: 7	OBR: B SP: D H&R: 0 vs RH: 76% CD: 0 BD: 0 SAC: DD INJ: 7	OBR: B SP: D H&R: 0 vs RH: 89% CD: 1 BD: 0 SAC: DD INJ: 7	OBR: A SP: D H&R: 0 vs RH: 73% CD: 1 BD: 0 SAC: CC INJ: 7
vs L vs R vs L vs R	vs L vs R vs L vs R	vs L vs R vs L vs R	vs L vs R vs L vs R
1BF: 11-12 11-12 3B8: 34	1BF: 11-12 11 3B8: 35-37 34	1BF: 11 11 3B8: 27-28	1BF: 11 11 3B8: 32
1B7: 13-16 13-16 HR: 33-35 35	1B7: 13-17 12-15 HR: 38 35-38	1B7: 12-14 12-13 HR: 31-34	1B7: 12-15 12-14 HR: 33
1B8: 17-21 17-21 K: 36 36-43	1B8: 18-23 16-18 K: 41-66 41-53	1B8: 15-17 14-15 K: 26-61 35-62	1B8: 16-18 15-17 K: 27-66 34-52
1B9: 22-24 22-25 BB: 37	1B9: 24-28 21-23 BB: 42-46	1B9: 18-22 16-17 BB: 62-64 63	1B9: 21-24 18-22 BB: 67-73 53-54
2B7: 25-26 26-27 HBP: 48-51 54-55	2B7: 31-32 24-26 HBP: 47 56	2B7: 23 18-21 HBP: 65 64	2B7: 25 23-25 HBP: 74 55
2B8: 27-28 28-31 Out: 38-88 44-88	2B8: 33 27-31 Out: 67-88 54-88	2B8: 24 22-24 Out: 66-88 65-88	2B8: 26 26-27 Out: 75-88 56-88
2B9: 31-32 32-33 Cht: SN SN	2B9: 34 32-33 Cht: RN RP	2B9: 25 25-26 Cht: LN LP	2B9: 28-31 Cht: RN RN
481 AB, .274 AVG, 7 HR, .688 OPS Age: 32 (69 games for TOR)	366 AB, .301 AVG, 10 HR, .807 OPS Age: 31	325 AB, .277 AVG, 11 HR, .787 OPS Age: 27	255 AB, .251 AVG, 2 HR, .655 OPS Age: 29

2015 Colorado Rockies Wilin Rosario	2015 Colorado Rockies Corey Dickerson	2015 Colorado Rockies Daniel Descalso	2015 Colorado Rockies Justin Morneau
1B - 53 (E3) DH - 6 C - 2 (E0/TC)	LF - 54 (E0/T2) CF - 3 (E0/T2) DH - 2	SS - 33 (E4) 2B - 15 (E6) 1B - 7 (E0) 3B - 5 (E0)	1B - 44 (E1) DH - 1
OBR: C SP: D H&R: 0 vs RH: 61% CD: 1 BD: 0 SAC: CC INJ: 7	OBR: C SP: E H&R: 0 vs RH: 75% CD: 0 BD: 1 SAC: DD INJ: 8	OBR: C SP: D H&R: 0 vs RH: 87% CD: 0 BD: 0 SAC: AA INJ: 7	OBR: B SP: D H&R: 0 vs RH: 78% CD: 2 BD: 0 SAC: DD INJ: 8
vs L vs R vs L vs R	vs L vs R vs L vs R	vs L vs R vs L vs R	vs L vs R vs L vs R
1BF: 11 11 3B8: 33	1BF: 11 11 3B8: 32	1BF: 11 11 3B8: 18	1BF: 11-12 11 3B8: 31-33
1B7: 12-15 12-15 HR: 34-36 34-36	1B7: 12-14 12-13 HR: 33-41	1B7: 11 12-13 HR: 21-24	1B7: 13-16 12-15 HR: 34-36
1B8: 16-18 16-18 K: 37-51 37-66	1B8: 15-16 14-15 K: 35-72 42-61	1B8: 14 K: 18-33 25-45	1B8: 17-21 16-18 K: 46-52 37-45
1B9: 21-23 21-23 BB: 52-54	1B9: 17-21 16-17 BB:	1B9: 12 15-16 BB: 34-42 46-52	1B9: 22-25 21-23 BB: 46-48
2B7: 24-26 24-26 HBP: 55 67	2B7: 22-24 18-22 HBP:	2B7: 13 HBP:	2B7: 26-32 24 HBP: 53 51
2B8: 27-31 27-28 Out: 56-88 68-88	2B8: 25-28 23-26 Out: 73-88 62-88	2B8: 14-15 17 Out: 43-88 53-88	2B8: 33-38 25-26 Out: 54-88 52-88
2B9: 32-33 31-32 Cht: RN RN	2B9: 31-34 27-31 Cht: LN LP	2B9: 16-17 Cht: LN LP	2B9: 41-45 27-28 Cht: LN LN
231 AB, .268 AVG, 6 HR, .710 OPS Age: 26	224 AB, .304 AVG, 10 HR, .869 OPS Age: 26	185 AB, .205 AVG, 5 HR, .607 OPS Age: 28	168 AB, .310 AVG, 3 HR, .821 OPS Age: 34
2015 Colorado Rockies Michael McKenry	2015 Colorado Rockies Rafael Ynoa	2015 Colorado Rockies Kyle Parker	2015 Colorado Rockies Dustin Garneau
C - 32 (E2/TC) DH - 1	LF - 19 (E4/T5) 3B - 10 (E10) SS - 8 (E0) 2B - 5 (E0)	LF - 28 (E4/T2) RF - 5 (E0/T2) 1B - 2 (E0)	C - 22 (E1/TA)
OBR: C SP: D H&R: 0 vs RH: 82% CD: 0 BD: 0 SAC: DD INJ: 8	OBR: B SP: D H&R: 0 vs RH: 61% CD: 0 BD: 0 SAC: CC INJ: 8	OBR: B SP: D H&R: 0 vs RH: 65% CD: 0 BD: 0 SAC: DD INJ: 8	OBR: B SP: D H&R: 0 vs RH: 75% CD: 0 BD: 0 SAC: DD INJ: 8
vs L vs R vs L vs R	vs L vs R vs L vs R	vs L vs R vs L vs R	vs L vs R vs L vs R
1BF: 3B8: 16-18	1BF: 11 11-12 3B8: 35-36	1BF: 11 3B8: 18-22	1BF: 11 3B8:
1B7: HR: 22-26 21-23	1B7: 12-14 13-17 HR:	1B7: 12-13 HR: 23-25 21-24	1B7: 12-14 HR: 15-18
1B8: K: 27-42 24-55	1B8: 15-16 18-23 K: 37-61 37-55	1B8: 14 K: 26-56 25-67	1B8: 15-16 K: 31-32 21-38
1B9: BB: 43-84 56-63	1B9: 17-21 24-27 BB:	1B9: 15-16 BB: 57-61	1B9: 17-21 BB: 41-46
2B7: 11-13 11-12 HBP: 85-86 64-65	2B7: 22-26 28-31 HBP:	2B7: 11-13 17 HBP:	2B7: 22-24 11-12 HBP:
2B8: 14-16 13-14 Out: 87-88 66-88	2B8: 27-32 32-33 Out: 62-88 56-88	2B8: 14-15 18 Out: 62-88 68-88	2B8: 25-26 13 Out: 33-88 47-88
2B9: 17-21 15 Cht: RP RN	2B9: 33-36 34 Cht: SN SN	2B9: 16-17 Cht: RN RP	2B9: 27-28 14 Cht: RN RP
127 AB, .205 AVG, 4 HR, .731 OPS Age: 30	127 AB, .260 AVG, 0 HR, .616 OPS Age: 27	106 AB, .179 AVG, 3 HR, .535 OPS Age: 25	70 AB, .157 AVG, 2 HR, .509 OPS Age: 27
2015 Colorado Rockies Jorge De La Rosa	2015 Colorado Rockies Kyle Kendrick	2015 Colorado Rockies Chris Rusin	2015 Colorado Rockies Chad Bettis
Throws: L Bats: L Starts: 26 Relief: 0	Throws: R Bats: R Starts: 27 Relief: 0	Throws: L Bats: L Starts: 22 Relief: 2	Throws: R Bats: R Starts: 20 Relief: 0
SR: 14 RR: 0 vs RH: 87% CD: 0 ERR: 0 INJ: 4	SR: 15 RR: 0 vs RH: 55% CD: 0 ERR: 7 INJ: 4	SR: 17 RR: 9 vs RH: 83% CD: 2 ERR: 3 INJ: 5	SR: 14 RR: 0 vs RH: 49% CD: 0 ERR: 0 INJ: 6
PB vs L: 2-7 PB vs R: 2-6 vs L vs R vs L vs R	PB vs L: 2-5 PB vs R: 2-5 vs L vs R vs L vs R	PB vs L: 2-5 PB vs R: 2-5 vs L vs R vs L vs R	PB vs L: 2-6 PB vs R: 2-6 vs L vs R vs L vs R
1BF: 11 11 K: 26-54 26-44	1BF: 11 11 K: 32-45 31-41	1BF: 11 11 K: 33-46 33-46	1BF: 11 11 K: 25-41 28-51
1B7: 12-15 12-15 BB: 55-61 45-54	1B7: 12-16 12-16 BB: 46-55 42-44	1B7: 12-16 12-16 BB: 47-48 47-54	1B7: 12-15 12-16 BB: 42-51 52-54
1B8: 16-18 16-18 PB: 62 55	1B8: 17-24 17-23 PB: 56 45	1B8: 17-24 17-24 PB: 51 55	1B8: 16-18 17-22 PB: 52 55
1B9: 21-24 21-24 WP: 63-64 56-57	1B9: 25-31 24-28 WP: 57-58 46-47	1B9: 25-31 25-31 WP: 52 56	1B9: 21-24 23-27 WP: 53-54 56-57
Balk: 25 25 Out: 65-88 58-88	Balk: Out: 61-88 48-88	Balk: 32 32 Out: 53-88 57-88	Balk: Out: 55-88 58-88
9-7, 4.17 ERA, 1.36 WHIP 149 IP, 137 H, 134 K, 65 BB Age: 34	7-13, 6.32 ERA, 1.53 WHIP 142.1 IP, 172 H, 80 K, 45 BB Age: 30	6-10, 5.33 ERA, 1.60 WHIP 131.2 IP, 170 H, 86 K, 41 BB Age: 28	8-6, 4.23 ERA, 1.41 WHIP 115 IP, 120 H, 98 K, 42 BB Age: 26

2015 Colorado Rockies Eddie Butler	2015 Colorado Rockies David Hale	2015 Colorado Rockies Christian Bergman	2015 Colorado Rockies Yohan Flande
Throws: R Bats: R Starts: 16 Relief: 0	Throws: R Bats: R Starts: 12 Relief: 5	Throws: R Bats: R Starts: 4 Relief: 26	Throws: L Bats: L Starts: 10 Relief: 9
SR: 16 RR: 0 vs RH: 51% CD: 2 ERR: 10 INJ: 8	SR: 16 RR: 9 vs RH: 56% CD: 0 ERR: 0 INJ: 8	SR: 12 RR: 7 vs RH: 63% CD: 2 ERR: 0 INJ: 5	SR: 13 RR: 8 vs RH: 80% CD: 0 ERR: 6 INJ: 7
PB vs L: 2-5 PB vs R: 2-6 vs L vs R vs L vs R	PB vs L: 2-5 PB vs R: 2-5 vs L vs R vs L vs R	PB vs L: 2-8 PB vs R: 2-5 vs L vs R vs L vs R	PB vs L: 2-6 PB vs R: 2-5 vs L vs R vs L vs R
1BF: 11 11 K: 34-44 28-42	1BF: 11 11 K: 31-48 31-45	1BF: 11 11 K: 22-37 35-43	1BF: 11 11 K: 27-37 32-45
1B7: 12-17 12-16 BB: 45-63 43-47	1B7: 12-16 12-16 BB: 51-54 46-48	1B7: 12-14 12-17 BB: 38-42 44-46	1B7: 12-15 12-16 BB: 38-47 46-52
1B8: 18-25 17-22 PB: 64 48	1B8: 17-23 17-23 PB: 55 51	1B8: 15-16 18-26 PB: 43 47	1B8: 16-21 17-23 PB: 48 53
1B9: 26-33 23-27 WP: 65 51	1B9: 24-28 24-28 WP: 56-57 52-53	1B9: 17-21 27-34 WP: 44-45 48-51	1B9: 22-25 24-28 WP: 51 54
Balk: Out 66-88 52-88	Balk: Out 58-88 54-88	Balk: Out 46-88 52-88	Balk: 26 31 Out 52-88 55-88
3-10, 5.90 ERA, 1.82 WHIP 79.1 IP, 102 H, 44 K, 42 BB Age: 24	5-5, 6.09 ERA, 1.47 WHIP 78.1 IP, 95 H, 61 K, 20 BB Age: 27	3-1, 4.74 ERA, 1.42 WHIP 68.1 IP, 82 H, 37 K, 15 BB Age: 27	3-3, 4.74 ERA, 1.43 WHIP 68.1 IP, 73 H, 43 K, 25 BB Age: 29
2015 Colorado Rockies Christian Friedrich	2015 Colorado Rockies Scott Oberg	2015 Colorado Rockies John Axford	2015 Colorado Rockies Jordan Lyles
Throws: L Bats: R Starts: 0 Relief: 68	Throws: R Bats: R Starts: 0 Relief: 64	Throws: R Bats: R Starts: 0 Relief: 60	Throws: R Bats: R Starts: 10 Relief: 0
SR: 0 RR: 4 vs RH: 57% CD: 0 ERR: 0 INJ: 1	SR: 0 RR: 4 vs RH: 73% CD: 1 ERR: 0 INJ: 1	SR: 0 RR: 4 vs RH: 60% CD: 1 ERR: 7 INJ: 2	SR: 14 RR: 0 vs RH: 48% CD: 0 ERR: 9 INJ: 8
PB vs L: 2-7 PB vs R: 2-5 vs L vs R vs L vs R	PB vs L: 2-6 PB vs R: 2-5 vs L vs R vs L vs R	PB vs L: 2-7 PB vs R: 2-6 vs L vs R vs L vs R	PB vs L: 2-6 PB vs R: 2-6 vs L vs R vs L vs R
1BF: 11 11 K: 26-43 35-52	1BF: 11 11 K: 27-46 27-42	1BF: 11 11 K: 25-52 26-51	1BF: 11 11 K: 31-46 26-36
1B7: 12-15 12-17 BB: 44-47 53-64	1B7: 12-15 12-15 BB: 47-55 43-54	1B7: 12-15 12-15 BB: 53-64 52-63	1B7: 12-16 12-15 BB: 47-62 37
1B8: 16-21 18-26 PB: 48 65	1B8: 16-21 16-21 PB: 56 55	1B8: 16-18 16-21 PB: 65 64	1B8: 17-23 16-21 PB: 63 38
1B9: 22-25 27-34 WP: 51-52 66-67	1B9: 22-25 22-25 WP: 57-58 56-57	1B9: 21-24 22-25 WP: 66 65	1B9: 24-28 22-25 WP: 64-65 41-42
Balk: Out 53-88 68-88	Balk: 26 26 Out 61-88 58-88	Balk: Out 67-88 66-88	Balk: Out 66-88 43-88
0-4, 5.25 ERA, 1.71 WHIP 58.1 IP, 75 H, 45 K, 25 BB Age: 27	3-4, 1 SV, 5.09 ERA, 1.53 WHIP 58.1 IP, 58 H, 44 K, 31 BB Age: 25	4-5, 25 SV, 4.20 ERA, 1.58 WHIP 55.2 IP, 56 H, 62 K, 32 BB Age: 32	2-5, 5.14 ERA, 1.49 WHIP 49 IP, 54 H, 30 K, 19 BB Age: 24
2015 Colorado Rockies Rafael Betancourt	2015 Colorado Rockies Boone Logan	2015 Colorado Rockies Tommy Kahnle	2015 Colorado Rockies Justin Miller
Throws: R Bats: R Starts: 0 Relief: 45	Throws: L Bats: R Starts: 0 Relief: 60	Throws: R Bats: R Starts: 0 Relief: 36	Throws: R Bats: R Starts: 0 Relief: 34
SR: 0 RR: 4 vs RH: 70% CD: 0 ERR: 0 INJ: 3	SR: 0 RR: 3 vs RH: 52% CD: 0 ERR: 0 INJ: 2	SR: 0 RR: 5 vs RH: 67% CD: 0 ERR: 0 INJ: 4	SR: 0 RR: 4 vs RH: 70% CD: 0 ERR: 0 INJ: 4
PB vs L: 2-7 PB vs R: 2-6 vs L vs R vs L vs R	PB vs L: 2-7 PB vs R: 2-5 vs L vs R vs L vs R	PB vs L: 2-6 PB vs R: 2-6 vs L vs R vs L vs R	PB vs L: 2-8 PB vs R: 2-8 vs L vs R vs L vs R
1BF: 11 11 K: 23-53 28-46	1BF: 11 11 K: 24-57 33-51	1BF: 11 11 K: 32-52 23-54	1BF: 11 11 K: 21-46 18-45
1B7: 12-14 12-16 BB: 54-64 47-48	1B7: 12-14 12-17 BB: 58-66 52-61	1B7: 12-16 12-14 BB: 53-73 55-73	1B7: 12-13 12-13 BB: 47-56 46-51
1B8: 15-17 17-22 PB: 65 51	1B8: 15-18 18-24 PB: 67 62	1B8: 17-24 15-17 PB: 74 74	1B8: 14-16 14-15 PB: 57 52
1B9: 18-22 23-27 WP: 66 52	1B9: 21-23 25-32 WP: 68-71 63-64	1B9: 25-31 18-22 WP: 75-76 75-76	1B9: 17-18 16-17 WP: 58-61 53-54
Balk: Out 67-88 53-88	Balk: Out 72-88 65-88	Balk: Out 77-88 77-88	Balk: Out 62-88 55-88
2-4, 1 SV, 6.18 ERA, 1.40 WHIP 39.1 IP, 43 H, 40 K, 12 BB Age: 40	0-3, 4.33 ERA, 1.61 WHIP 35.1 IP, 40 H, 44 K, 17 BB Age: 30	0-1, 2 SV, 4.86 ERA, 1.77 WHIP 33.1 IP, 31 H, 39 K, 28 BB Age: 25	3-3, 1 SV, 4.05 ERA, 0.96 WHIP 33.1 IP, 21 H, 38 K, 11 BB Age: 28