


1995 California Angels Tony Phillips	1995 California Angels Tim Salmon	1995 California Angels Jim Edmonds 	1995 California Angels J.T. Snow
3B - 88 (E8) LF - 47 (E1/T3) CF - 8 (E0/T3) DH - 2	RF - 142 (E2/T3) DH - 1	CF - 139 (E1/T4)	1B - 143 (E1)
OBR: A SP: D H&R: 0 CD: 2 BD: 2 SAC: DD INJ: 3	OBR: B SP: D H&R: 0 CD: 0 BD: 2 SAC: DD INJ: 1	OBR: B SP: E H&R: 0 CD: 1 BD: 2 SAC: DD INJ: 2	OBR: C SP: D H&R: 0 CD: 1 BD: 1 SAC: CC INJ: 1
1BF: 11 3B8: 1B7: 12-13 HR: 24-28 1B8: 14-15 K: 31-48 1B9: 16-17 BB: 51-67 2B7: 18-21 HBP: 68 2B8: 22 Out: 71-88 2B9: 23 Cht: SP	1BF: 11 3B8: 32 1B7: 12-14 HR: 33-41 1B8: 15-17 K: 42-54 1B9: 18-22 BB: 55-67 2B7: 23-25 HBP: 68 2B8: 26-27 Out: 71-88 2B9: 28-31 Cht: RP	1BF: 11 3B8: 26 1B7: 12-13 HR: 27-35 1B8: 14-15 K: 36-55 1B9: 16-17 BB: 56-61 2B7: 18-21 HBP: 62 2B8: 22-23 Out: 63-88 2B9: 24-25 Cht: LP	1BF: 11 3B8: 1B7: 12-14 HR: 28-34 1B8: 15-17 K: 35-44 1B9: 18-22 BB: 45-48 2B7: 23 HBP: 51 2B8: 24-25 Out: 52-88 2B9: 26-27 Cht: LP
525 AB, .261 AVG, 27 HR, .853 OPS	537 AB, .330 AVG, 34 HR, 1.024 OPS	558 AB, .290 AVG, 33 HR, .888 OPS	544 AB, .289 AVG, 24 HR, .818 OPS
1995 California Angels Chili Davis	1995 California Angels Damion Easley	1995 California Angels Garret Anderson	1995 California Angels Gary Disarcina 
DH - 119	2B - 88 (E2) SS - 25 (E3)	LF - 99 (E3/T4) DH - 1	SS - 98 (E1)
OBR: B SP: D H&R: 0 CD: 0 BD: 1 SAC: DD INJ: 6	OBR: B SP: D H&R: 0 CD: 0 BD: 0 SAC: AA INJ: 6	OBR: C SP: C H&R: 0 CD: 0 BD: 1 SAC: CC INJ: 7	OBR: A SP: C H&R: 2 CD: 0 BD: 0 SAC: AA INJ: 7
1BF: 11 3B8: 1B7: 12-15 HR: 32-36 1B8: 16-18 K: 37-46 1B9: 21-23 BB: 47-65 2B7: 24-25 HBP: 2B8: 26-27 Out: 66-88 2B9: 28-31 Cht: SP	1BF: 11 3B8: 24 1B7: 12-13 HR: 25 1B8: 14-15 K: 26-31 1B9: 16-17 BB: 32-34 2B7: 18-21 HBP: 35-36 2B8: 22 Out: 37-88 2B9: 23 Cht: RN	1BF: 11-12 3B8: 1B7: 13-16 HR: 35-41 1B8: 17-22 K: 42-53 1B9: 23-26 BB: 2B7: 27-28 HBP: 2B8: 31-32 Out: 54-88 2B9: 33-34 Cht: LP	1BF: 11 3B8: 35-36 1B7: 12-15 HR: 37-38 1B8: 16-18 K: 1B9: 21-23 BB: 2B7: 24-26 HBP: 41 2B8: 27-31 Out: 42-88 2B9: 32-34 Cht: RN
424 AB, .318 AVG, 20 HR, .943 OPS	357 AB, .216 AVG, 4 HR, .588 OPS	374 AB, .321 AVG, 16 HR, .857 OPS	362 AB, .307 AVG, 5 HR, .802 OPS
1995 California Angels Greg Myers	1995 California Angels Jorge Fabregas	1995 California Angels Rex Hudler	1995 California Angels Spike Owen
C - 61 (E1/TB) DH - 16	C - 73 (E1/TB)	2B-52 (E1) LF-18 (E8/T2) CF-4 (E0) DH - 3 1B - 2 (E0) RF - 1 (E0)	3B - 29 (E6) SS - 25 (E5) 2B - 16 (E0)
OBR: C SP: E H&R: 0 CD: 1 BD: 0 SAC: CC INJ: 7	OBR: C SP: E H&R: 0 CD: 0 BD: 0 SAC: BB INJ: 7	OBR: B SP: A H&R: 0 CD: 0 BD: 0 SAC: CC INJ: 7	OBR: C SP: D H&R: 1 CD: 0 BD: 0 SAC: CC INJ: 7
1BF: 11 3B8: 26 1B7: 12-14 HR: 27-32 1B8: 15-16 K: 33-44 1B9: 17-18 BB: 2B7: 21 HBP: 2B8: 22-23 Out: 45-88 2B9: 24-25 Cht: LP	1BF: 11 3B8: 1B7: 12-14 HR: 28 1B8: 15-17 K: 31-33 1B9: 18-22 BB: 34-35 2B7: 23 HBP: 2B8: 24-25 Out: 36-88 2B9: 26-27 Cht: LN	1BF: 11-12 3B8: 1B7: 13-15 HR: 33-35 1B8: 16-17 K: 36-53 1B9: 18-22 BB: 2B7: 23-25 HBP: 54-56 2B8: 26-28 Out: 57-88 2B9: 31-32 Cht: RN	1BF: 11 3B8: 27-28 1B7: 12-14 HR: 31 1B8: 15-16 K: 32 1B9: 17-21 BB: 33-35 2B7: 22-23 HBP: 2B8: 24-25 Out: 36-88 2B9: 26 Cht: SN
273 AB, .260 AVG, 9 HR, .721 OPS	227 AB, .247 AVG, 1 HR, .602 OPS	223 AB, .265 AVG, 6 HR, .727 OPS	218 AB, .229 AVG, 1 HR, .600 OPS

1995 California Angels Jose Lind	1995 California Angels Andy Allanson	1995 California Angels Eduardo Perez	1995 California Angels Carlos Martinez
2B - 44 (E1)	C - 35 (E1/TB)	3B - 23 (E10) DH - 1	3B - 16 (E3) 1B - 4 (E0) DH - 2
OBR: D SP: E H&R: 2 CD: 0 BD: 0 SAC: CC INJ: 8	OBR: E SP: E H&R: 0 CD: 0 BD: 0 SAC: BB INJ: 8	OBR: B SP: E H&R: 0 CD: 1 BD: 0 SAC: DD INJ: 8	OBR: B SP: D H&R: 0 CD: 2 BD: 0 SAC: DD INJ: 8
1BF: 11 3B8: 1B7: 12-15 HR: 1B8: 16-18 K: 1B9: 21-24 BB: 2B7: 25-26 HBP: 2B8: 27 Out: 31-88 2B9: 28 Cht: RN	1BF: 3B8: 1B7: HR: 15-18 1B8: K: 21-26 1B9: BB: 27-31 2B7: 11-12 HBP: 32 2B8: 13 Out: 33-88 2B9: 14 Cht: RP	1BF: 3B8: 17 1B7: HR: 18 1B8: K: 21-22 1B9: BB: 23-35 2B7: 11-12 HBP: 36-38 2B8: 13-14 Out: 41-88 2B9: 15-16 Cht: RN	1BF: 11 3B8: 1B7: 12-13 HR: 22-23 1B8: 14-15 K: 24-25 1B9: 16-17 BB: 26-31 2B7: 18 HBP: 32-33 2B8: 21 Out: 34-88 2B9: Cht: RN
140 AB, .236 AVG, 0 HR, .539 OPS (29 games for KCR)	82 AB, .171 AVG, 3 HR, .562 OPS	71 AB, .169 AVG, 1 HR, .598 OPS	61 AB, .180 AVG, 1 HR, .511 OPS
1995 California Angels Chuck Finley 	1995 California Angels Mark Langston	1995 California Angels Jim Abbott	1995 California Angels Mike Harkey
Throws: L Bats: L Starts: 32 Relief: 0	Throws: L Bats: R Starts: 31 Relief: 0	Throws: L Bats: L Starts: 30 Relief: 0	Throws: R Bats: R Starts: 20 Relief: 6
PB: 2-7 SR: 16 RR: 0 CD: 0 ERR: 10 INJ: 0	PB: 2-6 SR: 16 RR: 0 CD: 0 ERR: 6 INJ: 1	PB: 2-7 SR: 16 RR: 0 CD: 0 ERR: 0 INJ: 2	PB: 2-6 SR: 16 RR: 9 CD: 1 ERR: 0 INJ: 4
1BF: 11 K: 26-46 1B7: 12-15 BB: 47-55 1B8: 16-18 PB: 56 1B9: 21-24 WP: 57-58 Balk: 25 Out: 61-88	1BF: 11 K: 27-43 1B7: 12-15 BB: 44-48 1B8: 16-21 PB: 51 1B9: 22-25 WP: 52 Balk: 26 Out: 53-88	1BF: 11 K: 26-34 1B7: 12-15 BB: 35-41 1B8: 16-21 PB: 42 1B9: 22-25 WP: 43 Balk: Out: 44-88	1BF: 11 K: 28-36 1B7: 12-16 BB: 37-44 1B8: 17-22 PB: 45 1B9: 23-27 WP: 46 Balk: Out: 47-88
15-12, 4.21 ERA, 1.40 WHIP 203 IP, 192 H, 195 K, 93 BB	15-7, 4.63 ERA, 1.38 WHIP 200.1 IP, 212 H, 142 K, 64 BB	11-8, 3.70 ERA, 1.39 WHIP 197 IP, 209 H, 86 K, 64 BB (17 games for CHW)	8-9, 5.44 ERA, 1.59 WHIP 127.1 IP, 155 H, 56 K, 47 BB (14 games for OAK)
1995 California Angels Shawn Boskie	1995 California Angels Brian Anderson	1995 California Angels Mike Bielecki	1995 California Angels Troy Percival
Throws: R Bats: R Starts: 20 Relief: 0	Throws: L Bats: L Starts: 17 Relief: 1	Throws: R Bats: R Starts: 11 Relief: 11	Throws: R Bats: R Starts: 0 Relief: 62
PB: 2-6 SR: 15 RR: 0 CD: 0 ERR: 0 INJ: 5	PB: 2-6 SR: 15 RR: 9 CD: 0 ERR: 9 INJ: 6	PB: 2-6 SR: 14 RR: 8 CD: 0 ERR: 10 INJ: 4	PB: 2-9 SR: 0 RR: 4 CD: 0 ERR: 0 INJ: 1
1BF: 11 K: 26-34 1B7: 12-15 BB: 35-37 1B8: 16-21 PB: 1B9: 22-25 WP: 38-41 Balk: Out: 42-88	1BF: 11 K: 27-35 1B7: 12-15 BB: 36-41 1B8: 16-21 PB: 42 1B9: 22-25 WP: 43 Balk: 26 Out: 44-88	1BF: 11 K: 26-37 1B7: 12-15 BB: 38-46 1B8: 16-21 PB: 47 1B9: 22-25 WP: 48-51 Balk: Out: 52-88	1BF: 11 K: 17-46 1B7: 12 BB: 47-53 1B8: 13-14 PB: 54 1B9: 15 WP: 55-56 Balk: 16 Out: 57-88
7-7, 5.64 ERA, 1.36 WHIP 111.2 IP, 127 H, 51 K, 25 BB	6-8, 5.87 ERA, 1.41 WHIP 99.2 IP, 110 H, 45 K, 30 BB	4-6, 5.97 ERA, 1.47 WHIP 75.1 IP, 80 H, 45 K, 31 BB	3-2, 3 SV, 1.95 ERA, 0.85 WHIP 74 IP, 37 H, 94 K, 26 BB

1995 California Angels John Habyan	1995 California Angels Mike James	1995 California Angels Bob Patterson	1995 California Angels Mike Butcher
Throws: R Bats: R Starts: 0 Relief: 59	Throws: R Bats: R Starts: 0 Relief: 46	Throws: L Bats: R Starts: 0 Relief: 62	Throws: R Bats: R Starts: 0 Relief: 40
PB: 2-7 SR: 0 RR: 5 CD: 0 ERR: 0 INJ: 1	PB: 2-7 SR: 0 RR: 5 CD: 0 ERR: 0 INJ: 2	PB: 2-8 SR: 0 RR: 4 CD: 0 ERR: 0 INJ: 1	PB: 2-6 SR: 0 RR: 6 CD: 1 ERR: 0 INJ: 3
1BF: 11 K: 26-44 1B7: 12-15 BB: 45-52 1B8: 16-18 PB: 53 1B9: 21-24 WP: 54-55 Balk: 25 Out: 56-88	1BF: 11 K: 24-36 1B7: 12-14 BB: 37-46 1B8: 15-18 PB: 47 1B9: 21-23 WP: 48 Balk: Out: 51-88	1BF: 11 K: 25-42 1B7: 12-14 BB: 43-45 1B8: 15-18 PB: 1B9: 21-23 WP: 46 Balk: 24 Out: 47-88	1BF: 11 K: 25-36 1B7: 12-15 BB: 37-48 1B8: 16-18 PB: 51 1B9: 21-24 WP: 52-53 Balk: Out: 54-88
4-4, 3.44 ERA, 1.30 WHIP 73.1 IP, 68 H, 60 K, 27 BB (31 games for STL)	3-0, 1 SV, 3.88 ERA, 1.35 WHIP 55.2 IP, 49 H, 36 K, 26 BB	5-2, 3.04 ERA, 1.14 WHIP 53.1 IP, 48 H, 41 K, 13 BB	6-1, 4.73 ERA, 1.56 WHIP 51.1 IP, 49 H, 29 K, 31 BB
1995 California Angels Lee Smith	1995 California Angels Scott Sanderson	1995 California Angels Ken Edenfield	1995 California Angels Mitch Williams
Throws: R Bats: R Starts: 0 Relief: 52	Throws: R Bats: R Starts: 7 Relief: 0	Throws: R Bats: R Starts: 0 Relief: 7	Throws: L Bats: L Starts: 0 Relief: 20
PB: 2-7 SR: 0 RR: 4 CD: 0 ERR: 0 INJ: 2	PB: 2-7 SR: 14 RR: 0 CD: 2 ERR: 0 INJ: 8	PB: 2-7 SR: 0 RR: 7 CD: 0 ERR: 0 INJ: 8	PB: 2-5 SR: 0 RR: 4 CD: 0 ERR: 0 INJ: 5
1BF: 11 K: 24-43 1B7: 12-14 BB: 44-54 1B8: 15-18 PB: 55 1B9: 21-23 WP: 56 Balk: Out: 57-88	1BF: 11 K: 28-41 1B7: 12-15 BB: 1B8: 16-22 PB: 1B9: 23-26 WP: 42 Balk: 27 Out: 43-88	1BF: 11 K: 27-36 1B7: 12-15 BB: 37-44 1B8: 16-22 PB: 45 1B9: 23-26 WP: 46-47 Balk: Out: 48-88	1BF: 11 K: 33-51 1B7: 12-16 BB: 52-88 1B8: 17-24 PB: 88 1B9: 25-31 WP: 88-88 Balk: 32 Out: -88
0-5, 37 SV, 3.47 ERA, 1.36 WHIP 49.1 IP, 42 H, 43 K, 25 BB	1-3, 4.12 ERA, 1.32 WHIP 39.1 IP, 48 H, 23 K, 4 BB	0-0, 4.26 ERA, 1.58 WHIP 12.2 IP, 15 H, 6 K, 5 BB	1-2, 6.75 ERA, 3.19 WHIP 10.2 IP, 13 H, 9 K, 21 BB
1995 Atlanta Braves Marquis Grissom	1995 Atlanta Braves Fred McGriff 	1995 Atlanta Braves Chipper Jones	1995 Atlanta Braves Jeff Blauser
CF - 136 (E1/T4)	1B - 144 (E1)	3B - 123 (E7) LF - 15 (E0/T4) RF - 5 (E0/T4)	SS - 115 (E3)
OBR: A SP: A H&R: 0 CD: 0 BD: 0 SAC: DD INJ: 3	OBR: C SP: E H&R: 0 CD: 1 BD: 2 SAC: DD INJ: 0	OBR: B SP: D H&R: 0 CD: 1 BD: 1 SAC: DD INJ: 3	OBR: B SP: D H&R: 0 CD: 0 BD: 0 SAC: CC INJ: 6
1BF: 11-12 3B8: 31 1B7: 13-15 HR: 32-34 1B8: 16-18 K: 35-36 1B9: 21-23 BB: 37-41 2B7: 24-25 HBP: 42 2B8: 26-27 Out: 43-88 2B9: 28 Cht: RN	1BF: 11 3B8: 1B7: 12-13 HR: 26-33 1B8: 14-15 K: 34-45 1B9: 16-17 BB: 46-54 2B7: 18-21 HBP: 55 2B8: 22-23 Out: 56-88 2B9: 24-25 Cht: LP	1BF: 11 3B8: 26 1B7: 12-14 HR: 27-33 1B8: 15-16 K: 34-45 1B9: 17-18 BB: 46-56 2B7: 21-22 HBP: 2B8: 23-24 Out: 57-88 2B9: 25 Cht: SP	1BF: 3B8: 21 1B7: 11-12 HR: 22-24 1B8: 13 K: 25-44 1B9: 14 BB: 45-53 2B7: 15-16 HBP: 54-56 2B8: 17 Out: 57-88 2B9: 18 Cht: RN
551 AB, .258 AVG, 12 HR, .693 OPS	528 AB, .280 AVG, 27 HR, .850 OPS	524 AB, .265 AVG, 23 HR, .803 OPS	431 AB, .211 AVG, 12 HR, .660 OPS

1995 Atlanta Braves David Justice	1995 Atlanta Braves Mark Lemke	1995 Atlanta Braves Ryan Klesko	1995 Atlanta Braves Javy Lopez
RF - 120 (E2/T4)	2B - 115 (E1)	LF - 102 (E6/T3) 1B - 4 (E9)	C - 93 (E1/TC)
OBR: B SP: D H&R: 0 CD: 0 BD: 2 SAC: DD INJ: 6	OBR: B SP: D H&R: 2 CD: 0 BD: 0 SAC: AA INJ: 6	OBR: C SP: D H&R: 0 CD: 0 BD: 2 SAC: DD INJ: 7	OBR: C SP: D H&R: 0 CD: 0 BD: 0 SAC: DD INJ: 7
1BF: 11 3B8: 21 1B7: 12 HR: 22-27 1B8: 13 K: 28-36 1B9: 14 BB: 37-52 2B7: 15 HBP: 53 2B8: 16-17 Out: 54-88 2B9: 18 Cht: LP	1BF: 11 3B8: 28 1B7: 12-14 HR: 31 1B8: 15-17 K: 1B9: 18-22 BB: 32-36 2B7: 23-24 HBP: 2B8: 25-26 Out: 37-88 2B9: 27 Cht: SN	1BF: 11 3B8: 25 1B7: 12 HR: 26-35 1B8: 13 K: 36-52 1B9: 14 BB: 53-63 2B7: 15-16 HBP: 64 2B8: 17-21 Out: 65-88 2B9: 22-24 Cht: LP	1BF: 11-12 3B8: 35 1B7: 13-17 HR: 36-42 1B8: 18-23 K: 43-54 1B9: 24-28 BB: 2B7: 31-32 HBP: 55 2B8: 33 Out: 56-88 2B9: 34 Cht: RP
411 AB, .253 AVG, 24 HR, .844 OPS	399 AB, .253 AVG, 5 HR, .681 OPS	329 AB, .310 AVG, 23 HR, 1.004 OPS	333 AB, .315 AVG, 14 HR, .842 OPS
1995 Atlanta Braves Luis Polonia	1995 Atlanta Braves Charlie O'Brien	1995 Atlanta Braves Rafael Belliard	1995 Atlanta Braves Mike Kelly
LF - 75 (E0/T4) CF - 4 (E0/T4) DH - 1	C - 64 (E1/TC)	SS - 40 (E1) 2B - 32 (E0)	LF - 58 (E9/T2) RF - 17 (E0/T2) CF - 8 (E0/T2)
OBR: A SP: B H&R: 0 CD: 1 BD: 0 SAC: BB INJ: 7	OBR: D SP: E H&R: 0 CD: 1 BD: 0 SAC: DD INJ: 8	OBR: C SP: D H&R: 0 CD: 0 BD: 0 SAC: AA INJ: 7	OBR: A SP: C H&R: 0 CD: 0 BD: 0 SAC: BB INJ: 7
1BF: 11 3B8: 28 1B7: 12-14 HR: 31 1B8: 15-16 K: 32-35 1B9: 17-21 BB: 36-41 2B7: 22-23 HBP: 2B8: 24-25 Out: 42-88 2B9: 26-27 Cht: LN	1BF: 3B8: 1B7: 11-12 HR: 22-26 1B8: 13 K: 27-41 1B9: 14-15 BB: 42-52 2B7: 16-17 HBP: 53-55 2B8: 18 Out: 56-88 2B9: 21 Cht: RP	1BF: 11 3B8: 27 1B7: 12-16 HR: 1B8: 17-21 K: 28-37 1B9: 22-25 BB: 2B7: 26 HBP: 38 2B8: Out: 41-88 2B9: Cht: RN	1BF: 3B8: 21 1B7: 11 HR: 22-24 1B8: 12 K: 25-62 1B9: 13 BB: 63-64 2B7: 14-15 HBP: 65-66 2B8: 16-17 Out: 67-88 2B9: 18 Cht: RN
291 AB, .261 AVG, 2 HR, .679 OPS (67 games for NYY)	198 AB, .227 AVG, 9 HR, .742 OPS	180 AB, .222 AVG, 0 HR, .500 OPS	137 AB, .190 AVG, 3 HR, .572 OPS
1995 Atlanta Braves Dwight Smith	1995 Atlanta Braves Mike Mordecai	1995 Atlanta Braves	1995 Atlanta Braves
RF - 14 (E6/T2) LF - 11 (E10/T2)	2B - 21 (E0) 1B - 9 (E0) SS - 6 (E0) 3B - 6 (E0)		
OBR: C SP: E H&R: 0 CD: 0 BD: 0 SAC: DD INJ: 7	OBR: C SP: D H&R: 0 CD: 0 BD: 0 SAC: AA INJ: 8	# # # # # # INJ: 8	# # # # # # INJ: 8
1BF: 11 3B8: 24-25 1B7: 12 HR: 26-28 1B8: 13 K: 31-53 1B9: 14 BB: 54-57 2B7: 15-16 HBP: 58-61 2B8: 17-21 Out: 62-88 2B9: 22-23 Cht: LN	1BF: 11 3B8: 1B7: 12-13 HR: 31-34 1B8: 14-15 K: 35-51 1B9: 16-17 BB: 52-57 2B7: 18-22 HBP: 2B8: 23-25 Out: 58-88 2B9: 26-28 Cht: RP	1BF: # 3B8: # 1B7: # HR: # 1B8: # K: # 1B9: # BB: # 2B7: # HBP: # 2B8: # Out: # 2B9: # Cht: #	1BF: # 3B8: # 1B7: # HR: # 1B8: # K: # 1B9: # BB: # 2B7: # HBP: # 2B8: # Out: # 2B9: # Cht: #
131 AB, .252 AVG, 3 HR, .739 OPS	75 AB, .280 AVG, 3 HR, .833 OPS	0 AB, .000 AVG, 0 HR, .000 OPS (0 games for 0)	0 AB, .000 AVG, 0 HR, .000 OPS (0 games for 0)

1995 Atlanta Braves Greg Maddux 	1995 Atlanta Braves Tom Glavine	1995 Atlanta Braves John Smoltz	1995 Atlanta Braves Steve Avery
Throws: R Bats: R Starts: 28 Relief: 0	Throws: L Bats: L Starts: 29 Relief: 0	Throws: R Bats: R Starts: 29 Relief: 0	Throws: L Bats: L Starts: 29 Relief: 0
PB: 2-9 SR: 11 RR: 0 CD: 0 ERR: 0 INJ: 3	PB: 2-8 SR: 15 RR: 0 CD: 2 ERR: 2 INJ: 3	PB: 2-7 SR: 14 RR: 0 CD: 0 ERR: 6 INJ: 3	PB: 2-6 SR: 14 RR: 0 CD: 0 ERR: 5 INJ: 3
1BF: 11 K: 18-37 1B7: 12-13 BB: 38 1B8: 14-15 PB: 1B9: 16-17 WP: 41 Balk: Out: 42-88	1BF: 11 K: 24-36 1B7: 12-14 BB: 37-43 1B8: 15-18 PB: 44 1B9: 21-23 WP: 45 Balk: Out: 46-88	1BF: 11 K: 24-45 1B7: 12-14 BB: 46-53 1B8: 15-18 PB: 54 1B9: 21-23 WP: 55-56 Balk: Out: 57-88	1BF: 11 K: 25-43 1B7: 12-15 BB: 44-47 1B8: 16-18 PB: 48 1B9: 21-24 WP: 51 Balk: Out: 52-88
19-2, 1.63 ERA, 0.81 WHIP 209.2 IP, 147 H, 181 K, 23 BB	16-7, 3.08 ERA, 1.25 WHIP 198.2 IP, 182 H, 127 K, 66 BB	12-7, 3.18 ERA, 1.24 WHIP 192.2 IP, 166 H, 193 K, 72 BB	7-13, 4.67 ERA, 1.25 WHIP 173.1 IP, 165 H, 141 K, 52 BB
1995 Atlanta Braves Kent Mercker	1995 Atlanta Braves Greg McMichael	1995 Atlanta Braves Brad Clontz	1995 Atlanta Braves Mark Wohlers
Throws: L Bats: L Starts: 26 Relief: 3	Throws: R Bats: R Starts: 0 Relief: 67	Throws: R Bats: R Starts: 0 Relief: 59	Throws: R Bats: R Starts: 0 Relief: 65
PB: 2-6 SR: 13 RR: 8 CD: 0 ERR: 3 INJ: 3	PB: 2-8 SR: 0 RR: 5 CD: 0 ERR: 9 INJ: 0	PB: 2-7 SR: 0 RR: 5 CD: 0 ERR: 0 INJ: 1	PB: 2-9 SR: 0 RR: 4 CD: 0 ERR: 0 INJ: 0
1BF: 11 K: 26-42 1B7: 12-15 BB: 43-51 1B8: 16-18 PB: 52 1B9: 21-24 WP: 53-54 Balk: 25 Out: 55-88	1BF: 11 K: 22-42 1B7: 12-14 BB: 43-48 1B8: 15-16 PB: 51 1B9: 17-21 WP: 52-53 Balk: Out: 54-88	1BF: 11 K: 26-43 1B7: 12-15 BB: 44-48 1B8: 16-21 PB: 51 1B9: 22-25 WP: 52 Balk: Out: 53-88	1BF: 11 K: 21-52 1B7: 12-13 BB: 53-58 1B8: 14-16 PB: 61 1B9: 17-18 WP: 62-63 Balk: Out: 64-88
7-8, 4.15 ERA, 1.41 WHIP 143 IP, 140 H, 102 K, 61 BB	7-2, 2 SV, 2.79 ERA, 1.19 WHIP 80.2 IP, 64 H, 74 K, 32 BB	8-1, 4 SV, 3.65 ERA, 1.35 WHIP 69 IP, 71 H, 55 K, 22 BB	7-3, 25 SV, 2.09 ERA, 1.16 WHIP 64.2 IP, 51 H, 90 K, 24 BB
1995 Atlanta Braves Alejandro Pena	1995 Atlanta Braves Pedro Borbon	1995 Atlanta Braves Steve Bedrosian	1995 Atlanta Braves Jason Schmidt
Throws: R Bats: R Starts: 0 Relief: 44	Throws: L Bats: R Starts: 0 Relief: 41	Throws: R Bats: R Starts: 0 Relief: 29	Throws: R Bats: R Starts: 2 Relief: 7
PB: 2-6 SR: 0 RR: 5 CD: 0 ERR: 0 INJ: 3	PB: 2-8 SR: 0 RR: 4 CD: 2 ERR: 0 INJ: 3	PB: 2-5 SR: 0 RR: 5 CD: 0 ERR: 10 INJ: 4	PB: 2-5 SR: 16 RR: 9 CD: 2 ERR: 0 INJ: 7
1BF: 11 K: 25-51 1B7: 12-15 BB: 52-56 1B8: 16-18 PB: 57 1B9: 21-24 WP: 58 Balk: Out: 61-88	1BF: 11 K: 24-46 1B7: 12-14 BB: 47-57 1B8: 15-17 PB: 58 1B9: 18-22 WP: 61 Balk: 23 Out: 62-88	1BF: 11 K: 34-51 1B7: 12-17 BB: 52-58 1B8: 18-25 PB: 61 1B9: 26-33 WP: 62 Balk: Out: 63-88	1BF: 11 K: 26-42 1B7: 12-15 BB: 43-57 1B8: 16-21 PB: 58 1B9: 22-25 WP: 61-62 Balk: Out: 63-88
3-1, 4.72 ERA, 1.34 WHIP 55.1 IP, 55 H, 64 K, 19 BB (30 games for BOS/FLA)	2-2, 2 SV, 3.09 ERA, 1.44 WHIP 32 IP, 29 H, 33 K, 17 BB	1-2, 6.11 ERA, 1.86 WHIP 28 IP, 40 H, 22 K, 12 BB	2-2, 5.76 ERA, 1.80 WHIP 25 IP, 27 H, 19 K, 18 BB

1995 Atlanta Braves Brad Woodall Throws: L Bats: S Starts: 0 Relief: 9 PB: 2-5 SR: 0 RR: 6 CD: 2 ERR: 0 INJ: 7 1BF: 11 K: 31-38 1B7: 12-16 BB: 41-56 1B8: 17-23 PB: 57 1B9: 24-28 WP: 58-61 Balk: Out: 62-88 1-1, 6.10 ERA, 2.03 WHIP 10.1 IP, 13 H, 5 K, 8 BB			
1995 Baltimore Orioles Brady Anderson LF - 121 (E2/T2) CF - 40 (E2/T2)	1995 Baltimore Orioles Rafael Palmeiro 1B - 142 (E1)	1995 Baltimore Orioles  Bobby Bonilla 3B - 70 (E9) RF - 38 (E3/T5) LF - 32 (E2) 1B - 10 (E0)	1995 Baltimore Orioles  Cal Ripken SS - 144 (E1)
OBR: A SP: A H&R: 0 CD: 0 BD: 0 SAC: CC INJ: 1	OBR: C SP: D H&R: 0 CD: 2 BD: 2 SAC: DD INJ: 1	OBR: B SP: E H&R: 0 CD: 2 BD: 2 SAC: DD INJ: 2	OBR: C SP: E H&R: 1 CD: 2 BD: 0 SAC: DD INJ: 0
1BF: 11-12 3B8: 24-25 1B7: 13 HR: 26-28 1B8: 14 K: 31-43 1B9: 15 BB: 44-55 2B7: 16-17 HBP: 56-57 2B8: 18-21 Out: 58-88 2B9: 22-23 Cht: LN	1BF: 11 3B8: 27-36 1B7: 12-14 HR: 37-38 1B8: 15-16 K: 41-46 1B9: 17-18 BB: 47-48 2B7: 21-22 HBP: 47 2B8: 23-24 Out: 48-88 2B9: 25-26 Cht: LP	1BF: 11 3B8: 34-35 1B7: 12-15 HR: 36-43 1B8: 16-18 K: 44-48 1B9: 21-23 BB: 51-54 2B7: 24-26 HBP: 55-88 2B8: 27-31 Out: 55-88 2B9: 32-33 Cht: SP	1BF: 11 3B8: 28-33 1B7: 12-14 HR: 34 1B8: 15-16 K: 35-38 1B9: 17-18 BB: 41-88 2B7: 21-23 HBP: 41-88 2B8: 24-25 Out: 41-88 2B9: 26-27 Cht: RP
554 AB, .262 AVG, 16 HR, .815 OPS	554 AB, .310 AVG, 39 HR, .963 OPS	554 AB, .329 AVG, 28 HR, .963 OPS (80 games for NYM)	550 AB, .262 AVG, 17 HR, .745 OPS
1995 Baltimore Orioles Harold Baines DH - 122	1995 Baltimore Orioles Chris Hoiles C - 107 (E1/TB) DH - 6	1995 Baltimore Orioles Kevin Bass RF - 53 (E2/T3) LF - 32 (E2/T3) DH - 19	1995 Baltimore Orioles Curtis Goodwin CF - 84 (E1/T2) DH - 3
OBR: C SP: E H&R: 0 CD: 0 BD: 2 SAC: DD INJ: 5	OBR: C SP: D H&R: 0 CD: 0 BD: 1 SAC: DD INJ: 6	OBR: C SP: D H&R: 0 CD: 1 BD: 0 SAC: BB INJ: 7	OBR: A SP: A H&R: 0 CD: 0 BD: 0 SAC: AA INJ: 7
1BF: 11 3B8: 25-33 1B7: 12-13 HR: 34-35 1B8: 14-15 K: 36-52 1B9: 16-17 BB: 53-88 2B7: 18 HBP: 53-88 2B8: 21-22 Out: 53-88 2B9: 23-24 Cht: LP	1BF: 11 3B8: 24-31 1B7: 12-13 HR: 32-46 1B8: 14 K: 47-63 1B9: 15-16 BB: 64 2B7: 17-18 HBP: 64 2B8: 21-22 Out: 65-88 2B9: 23 Cht: RP	1BF: 11 3B8: 31-32 1B7: 12-15 HR: 33-41 1B8: 16-18 K: 42-43 1B9: 21-23 BB: 44 2B7: 24-25 HBP: 45-88 2B8: 26-27 Out: 45-88 2B9: 28 Cht: SN	1BF: 11-12 3B8: 31 1B7: 13-16 HR: 32-43 1B8: 17-21 K: 36-52 1B9: 22-24 BB: 44 2B7: 25 HBP: 44 2B8: 26-27 Out: 45-88 2B9: 28 Cht: LN
385 AB, .299 AVG, 24 HR, .943 OPS	352 AB, .250 AVG, 19 HR, .833 OPS	295 AB, .244 AVG, 5 HR, .639 OPS	289 AB, .263 AVG, 1 HR, .633 OPS

1995 Baltimore Orioles Bret Barberie	1995 Baltimore Orioles Jeff Manto	1995 Baltimore Orioles Manny Alexander	1995 Baltimore Orioles Jeffrey Hammonds
2B - 74 (E2) DH - 5 3B - 3 (E0)	3B - 69 (E4) DH - 13 1B - 4 (E0)	2B - 81 (E3) SS - 7 (E0) 3B - 2 (E10) DH - 1	RF - 46 (E2/T3) DH - 5
OBR: B SP: D H&R: 0 CD: 0 BD: 0 SAC: AA INJ: 7	OBR: D SP: E H&R: 0 CD: 1 BD: 2 SAC: DD INJ: 7	OBR: A SP: B H&R: 0 CD: 0 BD: 0 SAC: AA INJ: 7	OBR: C SP: C H&R: 0 CD: 0 BD: 0 SAC: CC INJ: 8
1BF: 11 3B8: 1B7: 12-13 HR: 26 1B8: 14-15 K: 27-41 1B9: 16-17 BB: 42-52 2B7: 18-21 HBP: 53-55 2B8: 22-23 Out: 56-88 2B9: 24-25 Cht: SN	1BF: 3B8: 1B7: 11-13 HR: 24-33 1B8: 14-15 K: 34-58 1B9: 16-17 BB: 61-64 2B7: 18-21 HBP: 65 2B8: 22 Out: 66-88 2B9: 23 Cht: RP	1BF: 11 3B8: 1B7: 12-14 HR: 27 1B8: 15-17 K: 28-32 1B9: 18-22 BB: 33-35 2B7: 23-24 HBP: 36 2B8: 25 Out: 37-88 2B9: 26 Cht: RN	1BF: 11 3B8: 27 1B7: 12-14 HR: 28-32 1B8: 15-16 K: 33-43 1B9: 17-18 BB: 2B7: 21-22 HBP: 44 2B8: 23-24 Out: 45-88 2B9: 25-26 Cht: RN
237 AB, .241 AVG, 2 HR, .676 OPS	254 AB, .256 AVG, 17 HR, .817 OPS	242 AB, .236 AVG, 3 HR, .617 OPS	178 AB, .242 AVG, 4 HR, .650 OPS
1995 Baltimore Orioles Jeff Huson	1995 Baltimore Orioles Leo Gomez	1995 Baltimore Orioles Gregg Zaun	1995 Baltimore Orioles Mark Smith
3B - 33 (E0) 2B - 21 (E0) DH - 3 SS - 1 (E10)	3B - 44 (E2) DH - 4 1B - 3 (E0)	C - 39 (E1/TB) DH - 1	RF - 17 (E0/T4) LF - 15 (E0/T4) DH - 3
OBR: A SP: D H&R: 0 CD: 1 BD: 0 SAC: BB INJ: 8	OBR: C SP: E H&R: 0 CD: 0 BD: 0 SAC: DD INJ: 8	OBR: B SP: D H&R: 0 CD: 1 BD: 0 SAC: AA INJ: 8	OBR: C SP: B H&R: 0 CD: 0 BD: 0 SAC: AA INJ: 8
1BF: 11 3B8: 26 1B7: 12-14 HR: 27 1B8: 15-17 K: 28-32 1B9: 18-22 BB: 33-36 2B7: 23 HBP: 37 2B8: 24 Out: 38-88 2B9: 25 Cht: LN	1BF: 11 3B8: 1B7: 12-13 HR: 24-26 1B8: 14-15 K: 27-37 1B9: 16-17 BB: 38-47 2B7: 18-21 HBP: 48-51 2B8: 22 Out: 52-88 2B9: 23 Cht: RN	1BF: 11 3B8: 1B7: 12-14 HR: 27-31 1B8: 15-16 K: 32-35 1B9: 17-21 BB: 36-47 2B7: 22-23 HBP: 2B8: 24-25 Out: 48-88 2B9: 26 Cht: SN	1BF: 11 3B8: 1B7: 12-13 HR: 25-27 1B8: 14-15 K: 28-43 1B9: 16-17 BB: 44-51 2B7: 18-21 HBP: 52 2B8: 22-23 Out: 53-88 2B9: 24 Cht: RN
161 AB, .248 AVG, 1 HR, .631 OPS	127 AB, .236 AVG, 4 HR, .706 OPS	104 AB, .260 AVG, 3 HR, .753 OPS	104 AB, .231 AVG, 3 HR, .679 OPS
1995 Baltimore Orioles Mike Mussina	1995 Baltimore Orioles Scott Erickson	1995 Baltimore Orioles Kevin Brown	1995 Baltimore Orioles Jamie Moyer
Throws: R Bats: L Starts: 32 Relief: 0	Throws: R Bats: R Starts: 31 Relief: 1	Throws: R Bats: R Starts: 26 Relief: 0	Throws: L Bats: L Starts: 18 Relief: 9
PB: 2-8 SR: 14 RR: 0 CD: 0 ERR: 5 INJ: 0	PB: 2-6 SR: 16 RR: 9 CD: 0 ERR: 1 INJ: 0	PB: 2-7 SR: 14 RR: 0 CD: 0 ERR: 2 INJ: 4	PB: 2-6 SR: 14 RR: 8 CD: 2 ERR: 0 INJ: 3
1BF: 11 K: 23-37 1B7: 12-14 BB: 38-42 1B8: 15-17 PB: 1B9: 18-22 WP: 43 Balk: Out: 44-88	1BF: 11 K: 27-37 1B7: 12-15 BB: 38-44 1B8: 16-21 PB: 45 1B9: 22-25 WP: 46 Balk: 26 Out: 47-88	1BF: 11 K: 24-37 1B7: 12-14 BB: 38-43 1B8: 15-18 PB: 44 1B9: 21-23 WP: 45 Balk: Out: 46-88	1BF: 11 K: 26-37 1B7: 12-15 BB: 38-42 1B8: 16-21 PB: 1B9: 22-25 WP: 43 Balk: Out: 44-88
19-9, 3.29 ERA, 1.07 WHIP 221.2 IP, 187 H, 158 K, 50 BB	13-10, 4.81 ERA, 1.43 WHIP 196.1 IP, 213 H, 106 K, 67 BB (15 games for MIN)	10-9, 3.60 ERA, 1.18 WHIP 172.1 IP, 155 H, 117 K, 48 BB	8-6, 5.21 ERA, 1.27 WHIP 115.2 IP, 117 H, 65 K, 30 BB

1995 Baltimore Orioles Ben McDonald	1995 Baltimore Orioles Rick Krivda	1995 Baltimore Orioles Arthur Rhodes	1995 Baltimore Orioles Mike Oquist
Throws: R Bats: R Starts: 13 Relief: 1	Throws: L Bats: R Starts: 13 Relief: 0	Throws: L Bats: L Starts: 9 Relief: 10	Throws: R Bats: R Starts: 0 Relief: 27
PB: 2-7 SR: 14 RR: 8 CD: 0 ERR: 5 INJ: 8	PB: 2-6 SR: 14 RR: 0 CD: 0 ERR: 10 INJ: 8	PB: 2-5 SR: 17 RR: 9 CD: 0 ERR: 10 INJ: 6	PB: 2-7 SR: 0 RR: 8 CD: 0 ERR: 0 INJ: 4
1BF: 11 K: 25-42 1B7: 12-14 BB: 43-52 1B8: 15-18 PB: 53 1B9: 21-23 WP: 54-55 Balk: 24 Out: 56-88	1BF: 11 K: 27-42 1B7: 12-15 BB: 43-47 1B8: 16-21 PB: 48 1B9: 22-25 WP: 51-52 Balk: 26 Out: 53-88	1BF: 11 K: 25-47 1B7: 12-14 BB: 48-62 1B8: 15-18 PB: 63 1B9: 21-23 WP: 64-65 Balk: 24 Out: 66-88	1BF: 11 K: 25-34 1B7: 12-15 BB: 35-51 1B8: 16-18 PB: 52 1B9: 21-24 WP: 53-54 Balk: Out: 55-88
3-6, 4.16 ERA, 1.31 WHIP 80 IP, 67 H, 62 K, 38 BB	2-7, 4.54 ERA, 1.34 WHIP 75.1 IP, 76 H, 53 K, 25 BB	2-5, 6.21 ERA, 1.54 WHIP 75.1 IP, 68 H, 77 K, 48 BB	2-1, 4.17 ERA, 1.70 WHIP 54 IP, 51 H, 27 K, 41 BB
1995 Baltimore Orioles Jesse Orosco	1995 Baltimore Orioles Armando Benitez	1995 Baltimore Orioles Doug Jones	1995 Baltimore Orioles Terry Clark
Throws: L Bats: R Starts: 0 Relief: 65	Throws: R Bats: R Starts: 0 Relief: 44	Throws: R Bats: R Starts: 0 Relief: 52	Throws: R Bats: R Starts: 0 Relief: 41
PB: 2-8 SR: 0 RR: 3 CD: 1 ERR: 0 INJ: 0	PB: 2-6 SR: 0 RR: 5 CD: 1 ERR: 10 INJ: 3	PB: 2-6 SR: 0 RR: 4 CD: 2 ERR: 9 INJ: 2	PB: 2-7 SR: 0 RR: 5 CD: 1 ERR: 10 INJ: 3
1BF: 11 K: 21-46 1B7: 12-13 BB: 47-57 1B8: 14-15 PB: 58 1B9: 16-17 WP: 61-62 Balk: 18 Out: 63-88	1BF: 11 K: 24-51 1B7: 12-14 BB: 52-67 1B8: 15-17 PB: 68 1B9: 18-22 WP: 71-72 Balk: 23 Out: 73-88	1BF: 11 K: 28-47 1B7: 12-16 BB: 48-54 1B8: 17-22 PB: 55 1B9: 23-27 WP: 56 Balk: Out: 57-88	1BF: 11 K: 26-35 1B7: 12-15 BB: 36-45 1B8: 16-21 PB: 46 1B9: 22-25 WP: 47-48 Balk: Out: 51-88
2-4, 3 SV, 3.26 ERA, 1.11 WHIP 49.2 IP, 28 H, 58 K, 27 BB	1-5, 2 SV, 5.66 ERA, 1.55 WHIP 47.2 IP, 37 H, 56 K, 37 BB	0-4, 22 SV, 5.01 ERA, 1.52 WHIP 46.2 IP, 55 H, 42 K, 16 BB	2-5, 1 SV, 3.59 ERA, 1.48 WHIP 42.2 IP, 43 H, 20 K, 20 BB (3 games for ATL)
1995 Baltimore Orioles Mark Lee	1995 Baltimore Orioles Alan Mills		
Throws: L Bats: L Starts: 0 Relief: 39	Throws: R Bats: R Starts: 0 Relief: 21		
PB: 2-6 SR: 0 RR: 4 CD: 0 ERR: 10 INJ: 3	PB: 2-5 SR: 0 RR: 6 CD: 0 ERR: 0 INJ: 5		
1BF: 11 K: 25-43 1B7: 12-15 BB: 44-54 1B8: 16-18 PB: 55 1B9: 21-24 WP: 56 Balk: Out: 57-88	1BF: 11 K: 32-45 1B7: 12-16 BB: 46-63 1B8: 17-24 PB: 64 1B9: 25-31 WP: 65-66 Balk: Out: 67-88		
2-0, 1 SV, 4.86 ERA, 1.47 WHIP 33.1 IP, 31 H, 27 K, 18 BB	3-0, 7.43 ERA, 2.09 WHIP 23 IP, 30 H, 16 K, 18 BB		


1995 Boston Red Sox Mo Vaughn 	1995 Boston Red Sox John Valentin	1995 Boston Red Sox Mike Greenwell	1995 Boston Red Sox Tim Lincecum
1B - 138 (E2) DH - 2	SS - 135 (E3)	LF - 118 (E3/T5) DH - 2	3B - 124 (E5) DH - 1
OBR: B SP: C H&R: 0 CD: 2 BD: 2 SAC: DD INJ: 3	OBR: A SP: A H&R: 0 CD: 2 BD: 2 SAC: CC INJ: 4	OBR: B SP: C H&R: 2 CD: 0 BD: 0 SAC: DD INJ: 6	OBR: C SP: E H&R: 0 CD: 2 BD: 0 SAC: CC INJ: 5
1BF: 11 3B8: 26 1B7: 12-13 HR: 27-36 1B8: 14-15 K: 37-61 1B9: 16-17 BB: 62-68 2B7: 18-21 HBP: 71-73 2B8: 22-23 Out: 74-88 2B9: 24-25 Cht: LP	1BF: 11-12 3B8: 31-36 1B7: 13-14 HR: 31-36 1B8: 15-16 K: 37-41 1B9: 17-18 BB: 42-53 2B7: 21-23 HBP: 54-55 2B8: 24-26 Out: 56-88 2B9: 27-28 Cht: RP	1BF: 11 3B8: 32 1B7: 12-15 HR: 33-36 1B8: 16-18 K: 37-41 1B9: 21-23 BB: 37-38 2B7: 24-25 HBP: 41-88 2B8: 26-27 Out: 41-88 2B9: 28-31 Cht: LP	1BF: 11 3B8: 33-34 1B7: 12-15 HR: 33-34 1B8: 16-18 K: 35-41 1B9: 21-23 BB: 42-55 2B7: 24-26 HBP: 56 2B8: 27-28 Out: 57-88 2B9: 31-32 Cht: RN
550 AB, .300 AVG, 39 HR, .963 OPS	520 AB, .298 AVG, 27 HR, .931 OPS	481 AB, .297 AVG, 15 HR, .808 OPS	433 AB, .307 AVG, 10 HR, .863 OPS
1995 Boston Red Sox Luis Alicea	1995 Boston Red Sox Jose Canseco	1995 Boston Red Sox Troy O'Leary	1995 Boston Red Sox Mike Macfarlane
2B - 132 (E2)	DH - 101 RF - 1 (E0/T2)	RF - 91 (E3/T4) LF - 16 (E0/T4) CF - 13 (E4/T4) DH - 3	C - 111 (E1/TB) DH - 3
OBR: B SP: C H&R: 0 CD: 2 BD: 0 SAC: AA INJ: 5	OBR: C SP: C H&R: 0 CD: 0 BD: 2 SAC: DD INJ: 7	OBR: B SP: D H&R: 0 CD: 0 BD: 0 SAC: CC INJ: 7	OBR: C SP: D H&R: 0 CD: 1 BD: 0 SAC: DD INJ: 6
1BF: 11 3B8: 28 1B7: 12-14 HR: 31-32 1B8: 15-17 K: 33-36 1B9: 18-22 BB: 37-47 2B7: 23-24 HBP: 48-51 2B8: 25-26 Out: 52-88 2B9: 27 Cht: SN	1BF: 11 3B8: 31-37 1B7: 12-14 HR: 31-37 1B8: 15-16 K: 38-56 1B9: 17-21 BB: 57-63 2B7: 22-24 HBP: 64-65 2B8: 25-26 Out: 66-88 2B9: 27-28 Cht: RP	1BF: 11 3B8: 33-34 1B7: 12-14 HR: 35-37 1B8: 15-16 K: 38-47 1B9: 17-21 BB: 48-51 2B7: 22-24 HBP: 52-88 2B8: 25-27 Out: 52-88 2B9: 28-32 Cht: LN	1BF: 11 3B8: 22-26 1B7: 11-12 HR: 22-26 1B8: 13 K: 27-43 1B9: 14 BB: 44-48 2B7: 15-16 HBP: 51-54 2B8: 17-18 Out: 55-88 2B9: 21 Cht: RP
419 AB, .270 AVG, 6 HR, .742 OPS	396 AB, .306 AVG, 24 HR, .933 OPS	399 AB, .308 AVG, 10 HR, .846 OPS	364 AB, .225 AVG, 15 HR, .723 OPS
1995 Boston Red Sox Lee Tinsley	1995 Boston Red Sox Willie McGee	1995 Boston Red Sox Bill Haselman	1995 Boston Red Sox Chris Donnels
CF - 97 (E3/T3)	RF - 47 (E3/T5) CF - 27 (E3/T5) LF - 3 (E0/T5)	C - 48 (E1/TB) DH - 11 1B - 1 (E0)	3B - 36 (E9) 1B - 8 (E0) 2B - 4 (E0)
OBR: A SP: B H&R: 0 CD: 0 BD: 0 SAC: AA INJ: 7	OBR: A SP: C H&R: 0 CD: 1 BD: 0 SAC: AA INJ: 8	OBR: B SP: E H&R: 0 CD: 0 BD: 0 SAC: DD INJ: 8	OBR: B SP: D H&R: 0 CD: 0 BD: 0 SAC: DD INJ: 8
1BF: 11 3B8: 33-34 1B7: 12-15 HR: 33-34 1B8: 16-18 K: 35-51 1B9: 21-24 BB: 52-57 2B7: 25-26 HBP: 58-88 2B8: 27-28 Out: 58-88 2B9: 31-32 Cht: SN	1BF: 11 3B8: 33-34 1B7: 12-15 HR: 35 1B8: 16-18 K: 36-52 1B9: 21-24 BB: 53-88 2B7: 25-26 HBP: 53-88 2B8: 27-28 Out: 53-88 2B9: 31-32 Cht: SN	1BF: 11 3B8: 24 1B7: 12-13 HR: 25-28 1B8: 14-15 K: 31-43 1B9: 16-17 BB: 44-51 2B7: 18-21 HBP: 52 2B8: 22 Out: 53-88 2B9: 23 Cht: RP	1BF: 11 3B8: 26-27 1B7: 12-15 HR: 28-31 1B8: 16-18 K: 32-45 1B9: 21-23 BB: 46-51 2B7: 24 HBP: 52-88 2B8: 24 Out: 52-88 2B9: 25 Cht: LN
341 AB, .284 AVG, 7 HR, .760 OPS	200 AB, .285 AVG, 2 HR, .711 OPS	152 AB, .243 AVG, 5 HR, .717 OPS	121 AB, .264 AVG, 2 HR, .692 OPS (19 games for HOU)

1995 Boston Red Sox Reggie Jefferson	1995 Boston Red Sox Matt Stairs	1995 Boston Red Sox Chris James	1995 Boston Red Sox Dwayne Hosey
DH - 31 1B - 7 (E0) LF - 2 (E0/T2)	LF - 17 (E7/T5) RF - 6 (E10/T5) DH - 2	DH - 20 LF - 9 (E0/T2) RF - 4 (E0/T2)	CF - 19 (E0/T3) DH - 1
OBR: C SP: D H&R: 0 CD: 0 BD: 0 SAC: DD INJ: 8	OBR: D SP: E H&R: 0 CD: 0 BD: 0 SAC: BB INJ: 8	OBR: D SP: D H&R: 0 CD: 0 BD: 0 SAC: AA INJ: 8	OBR: A SP: A H&R: 0 CD: 0 BD: 0 SAC: BB INJ: 8
1BF: 11 3B8: 1B7: 12-14 HR: 33-37 1B8: 15-17 K: 38-53 1B9: 18-22 BB: 54-55 2B7: 23-25 HBP: 2B8: 26-28 Out: 56-88 2B9: 31-32 Cht: SP	1BF: 3B8: 28 1B7: 11-12 HR: 31 1B8: 13-14 K: 32-41 1B9: 15-16 BB: 2B7: 17-21 HBP: 42 2B8: 22-24 Out: 43-88 2B9: 25-27 Cht: LN	1BF: 11 3B8: 1B7: 12-15 HR: 31-33 1B8: 16-18 K: 34-43 1B9: 21-23 BB: 44-46 2B7: 24-25 HBP: 47 2B8: 26-27 Out: 48-88 2B9: 28 Cht: RN	1BF: 11-12 3B8: 36-37 1B7: 13-14 HR: 38-44 1B8: 15-16 K: 45-64 1B9: 17-18 BB: 65-72 2B7: 21-25 HBP: 2B8: 26-31 Out: 73-88 2B9: 32-35 Cht: SP
121 AB, .289 AVG, 5 HR, .813 OPS	88 AB, .261 AVG, 1 HR, .696 OPS	82 AB, .268 AVG, 2 HR, .716 OPS (26 games for KCR)	68 AB, .338 AVG, 3 HR, 1.026 OPS
1995 Boston Red Sox Tim Wakefield	1995 Boston Red Sox  Erik Hanson	1995 Boston Red Sox Roger Clemens	1995 Boston Red Sox Rheal Cormier
Throws: R Bats: R Starts: 27 Relief: 0	Throws: R Bats: R Starts: 29 Relief: 0	Throws: R Bats: R Starts: 23 Relief: 0	Throws: L Bats: L Starts: 12 Relief: 36
PB: 2-8 SR: 15 RR: 0 CD: 1 ERR: 6 INJ: 3	PB: 2-7 SR: 15 RR: 0 CD: 0 ERR: 5 INJ: 3	PB: 2-7 SR: 15 RR: 0 CD: 0 ERR: 3 INJ: 4	PB: 2-7 SR: 11 RR: 7 CD: 1 ERR: 7 INJ: 2
1BF: 11 K: 23-35 1B7: 12-14 BB: 36-42 1B8: 15-17 PB: 43 1B9: 18-22 WP: 44-45 Balk: Out: 46-88	1BF: 11 K: 25-41 1B7: 12-15 BB: 42-46 1B8: 16-18 PB: 47 1B9: 21-24 WP: 48-51 Balk: Out: 52-88	1BF: 11 K: 25-45 1B7: 12-15 BB: 46-54 1B8: 16-18 PB: 55 1B9: 21-24 WP: 56-57 Balk: Out: 58-88	1BF: 11 K: 27-38 1B7: 12-15 BB: 41-44 1B8: 16-22 PB: 45 1B9: 23-26 WP: 46-47 Balk: Out: 48-88
16-8, 2.95 ERA, 1.18 WHIP 195.1 IP, 163 H, 119 K, 68 BB	15-5, 4.24 ERA, 1.32 WHIP 186.2 IP, 187 H, 139 K, 59 BB	10-5, 4.18 ERA, 1.44 WHIP 140 IP, 141 H, 132 K, 60 BB	7-5, 4.07 ERA, 1.41 WHIP 115 IP, 131 H, 69 K, 31 BB
1995 Boston Red Sox Zane Smith	1995 Boston Red Sox Mike Maddux	1995 Boston Red Sox Vaughn Eshelman	1995 Boston Red Sox Stan Belinda
Throws: L Bats: L Starts: 21 Relief: 3	Throws: R Bats: L Starts: 4 Relief: 40	Throws: L Bats: L Starts: 14 Relief: 9	Throws: R Bats: R Starts: 0 Relief: 63
PB: 2-6 SR: 14 RR: 8 CD: 0 ERR: 4 INJ: 4	PB: 2-7 SR: 12 RR: 7 CD: 1 ERR: 5 INJ: 3	PB: 2-6 SR: 13 RR: 7 CD: 0 ERR: 7 INJ: 4	PB: 2-8 SR: 0 RR: 4 CD: 0 ERR: 0 INJ: 1
1BF: 11 K: 32-38 1B7: 12-16 BB: 41-43 1B8: 17-23 PB: 1B9: 24-28 WP: 44 Balk: 31 Out: 45-88	1BF: 11 K: 25-38 1B7: 12-15 BB: 41-42 1B8: 16-18 PB: 1B9: 21-24 WP: 43-44 Balk: Out: 45-88	1BF: 11 K: 26-35 1B7: 12-15 BB: 36-44 1B8: 16-21 PB: 45 1B9: 22-25 WP: 46-47 Balk: Out: 48-88	1BF: 11 K: 22-38 1B7: 12-14 BB: 41-46 1B8: 15-16 PB: 47 1B9: 17-21 WP: 48-51 Balk: Out: 52-88
8-8, 5.61 ERA, 1.51 WHIP 110.2 IP, 144 H, 47 K, 23 BB	5-1, 1 SV, 4.10 ERA, 1.20 WHIP 98.2 IP, 100 H, 69 K, 18 BB (8 games for PIT)	6-3, 4.85 ERA, 1.49 WHIP 81.2 IP, 86 H, 41 K, 36 BB	8-1, 10 SV, 3.10 ERA, 1.13 WHIP 69.2 IP, 51 H, 57 K, 28 BB

1995 Boston Red Sox Rick Aguilera	1995 Boston Red Sox Joe Hudson	1995 Boston Red Sox Mike Stanton	1995 Boston Red Sox Eric Gunderson
Throws: R Bats: R Starts: 0 Relief: 52	Throws: R Bats: R Starts: 0 Relief: 39	Throws: L Bats: L Starts: 0 Relief: 48	Throws: L Bats: R Starts: 0 Relief: 49
PB: 2-8 SR: 0 RR: 4 CD: 0 ERR: 0 INJ: 2	PB: 2-7 SR: 0 RR: 5 CD: 1 ERR: 0 INJ: 3	PB: 2-7 SR: 0 RR: 4 CD: 0 ERR: 10 INJ: 2	PB: 2-7 SR: 0 RR: 4 CD: 0 ERR: 0 INJ: 2
1BF: 11 K: 23-43 1B7: 12-14 BB: 44-46 1B8: 15-17 PB: 1B9: 18-22 WP: 47 Balk: Out: 48-88	1BF: 11 K: 27-41 1B7: 12-15 BB: 42-51 1B8: 16-22 PB: 52 1B9: 23-26 WP: 53-54 Balk: Out: 55-88	1BF: 11 K: 28-41 1B7: 12-15 BB: 42-46 1B8: 16-22 PB: 47 1B9: 23-26 WP: 48-51 Balk: 27 Out: 52-88	1BF: 11 K: 26-43 1B7: 12-15 BB: 44-53 1B8: 16-21 PB: 54 1B9: 22-25 WP: 55-56 Balk: Out: 57-88
3-3, 32 SV, 2.60 ERA, 1.07 WHIP 55.1 IP, 46 H, 52 K, 13 BB (22 games for MIN)	0-1, 1 SV, 4.11 ERA, 1.65 WHIP 46 IP, 53 H, 29 K, 23 BB	2-1, 1 SV, 4.24 ERA, 1.54 WHIP 40.1 IP, 48 H, 23 K, 14 BB (26 games for ATL)	3-2, 4.17 ERA, 1.50 WHIP 36.2 IP, 38 H, 28 K, 17 BB (30 games for NYM)
1995 Boston Red Sox Ken Ryan	1995 Boston Red Sox Aaron Sele	1995 Boston Red Sox Derek Lilliquist	1995 Boston Red Sox Jeff Suppan
Throws: R Bats: R Starts: 0 Relief: 28	Throws: R Bats: R Starts: 6 Relief: 0	Throws: L Bats: L Starts: 0 Relief: 28	Throws: R Bats: R Starts: 3 Relief: 5
PB: 2-6 SR: 0 RR: 6 CD: 2 ERR: 10 INJ: 4	PB: 2-8 SR: 13 RR: 0 CD: 0 ERR: 10 INJ: 8	PB: 2-5 SR: 0 RR: 4 CD: 0 ERR: 0 INJ: 4	PB: 2-6 SR: 13 RR: 7 CD: 0 ERR: 0 INJ: 8
1BF: 11 K: 26-48 1B7: 12-15 BB: 51-65 1B8: 16-21 PB: 66 1B9: 22-25 WP: 67-68 Balk: Out: 71-88	1BF: 11 K: 24-36 1B7: 12-14 BB: 37-45 1B8: 15-18 PB: 46 1B9: 21-23 WP: 47-48 Balk: Out: 51-88	1BF: 11 K: 31-36 1B7: 12-16 BB: 37-44 1B8: 17-23 PB: 45 1B9: 24-28 WP: 46-47 Balk: Out: 48-88	1BF: 11 K: 31-47 1B7: 12-16 BB: 48-52 1B8: 17-23 PB: 1B9: 24-28 WP: 53 Balk: Out: 54-88
0-4, 7 SV, 4.96 ERA, 1.78 WHIP 32.2 IP, 34 H, 34 K, 24 BB	3-1, 3.06 ERA, 1.42 WHIP 32.1 IP, 32 H, 21 K, 14 BB	2-1, 6.26 ERA, 1.57 WHIP 23 IP, 27 H, 9 K, 9 BB	1-2, 5.96 ERA, 1.50 WHIP 22.2 IP, 29 H, 19 K, 5 BB
1995 Chicago Cubs Brian McRae	1995 Chicago Cubs Sammy Sosa 	1995 Chicago Cubs Mark Grace 	1995 Chicago Cubs Luis Gonzalez
CF - 137 (E1/T3)	RF - 143 (E4/T5)	1B - 143 (E2)	LF - 129 (E3/T4) CF - 6 (E0/T4)
OBR: A SP: A H&R: 0 CD: 0 BD: 0 SAC: CC INJ: 4	OBR: A SP: A H&R: 0 CD: 1 BD: 2 SAC: DD INJ: 0	OBR: B SP: D H&R: 2 CD: 0 BD: 0 SAC: DD INJ: 1	OBR: B SP: D H&R: 0 CD: 0 BD: 0 SAC: DD INJ: 5
1BF: 11-12 3B8: 34 1B7: 13-15 HR: 35-36 1B8: 16-18 K: 37-45 1B9: 21-23 BB: 46-47 2B7: 24-26 HBP: 48 2B8: 27-31 Out: 51-88 2B9: 32-33 Cht: SN	1BF: 11-12 3B8: 24 1B7: 13-14 HR: 25-33 1B8: 15-16 K: 34-53 1B9: 17-18 BB: 54-58 2B7: 21 HBP: 61 2B8: 22 Out: 62-88 2B9: 23 Cht: RP	1BF: 11 3B8: 34 1B7: 12-14 HR: 35-37 1B8: 15-16 K: 1B9: 17-21 BB: 38-45 2B7: 22-24 HBP: 2B8: 25-28 Out: 46-88 2B9: 31-33 Cht: LN	1BF: 11 3B8: 27-28 1B7: 12-13 HR: 31-33 1B8: 14-15 K: 34-37 1B9: 16-17 BB: 38-45 2B7: 18-21 HBP: 46 2B8: 22-24 Out: 47-88 2B9: 25-26 Cht: LN
580 AB, .288 AVG, 12 HR, .788 OPS	564 AB, .268 AVG, 36 HR, .840 OPS	552 AB, .326 AVG, 16 HR, .911 OPS	471 AB, .276 AVG, 13 HR, .812 OPS (56 games for HOU)



1995 Chicago Cubs Shawon Dunston	1995 Chicago Cubs Todd Zeile	1995 Chicago Cubs Rey Sanchez	1995 Chicago Cubs Scott Servais
SS - 125 (E3)	3B - 75 (E6) 1B - 35 (E4) LF - 2 (E10/T2)	2B - 111 (E1) SS - 4 (E0)	C - 80 (E2/TB)
OBR: B SP: C H&R: 0 CD: 0 BD: 0 SAC: BB INJ: 5	OBR: C SP: D H&R: 0 CD: 1 BD: 0 SAC: CC INJ: 7	OBR: B SP: D H&R: 0 CD: 0 BD: 0 SAC: AA INJ: 6	OBR: C SP: D H&R: 0 CD: 1 BD: 1 SAC: CC INJ: 7
1BF: 11 3B8: 34-35 1B7: 12-15 HR: 36-41 1B8: 16-18 K: 42-51 1B9: 21-23 BB: 2B7: 24-26 HBP: 52-53 2B8: 27-31 Out: 54-88 2B9: 32-33 Cht: RP	1BF: 11 3B8: 1B7: 12-14 HR: 27-32 1B8: 15-16 K: 33-44 1B9: 17-18 BB: 45-46 2B7: 21-22 HBP: 47 2B8: 23-24 Out: 48-88 2B9: 25-26 Cht: RP	1BF: 11-12 3B8: 36 1B7: 13-17 HR: 37 1B8: 18-23 K: 38-42 1B9: 24-27 BB: 2B7: 28-31 HBP: 2B8: 32-33 Out: 43-88 2B9: 34-35 Cht: RN	1BF: 3B8: 1B7: 11-12 HR: 26-32 1B8: 13 K: 33-45 1B9: 14 BB: 46-53 2B7: 15-17 HBP: 54 2B8: 18-22 Out: 55-88 2B9: 23-25 Cht: RP
477 AB, .296 AVG, 14 HR, .788 OPS	426 AB, .246 AVG, 14 HR, .702 OPS (34 games for STL)	428 AB, .278 AVG, 3 HR, .661 OPS	264 AB, .265 AVG, 13 HR, .844 OPS (28 games for HOU)
1995 Chicago Cubs Jose Hernandez	1995 Chicago Cubs Rick Wilkins	1995 Chicago Cubs Howard Johnson	1995 Chicago Cubs Ozzie Timmons
SS - 43 (E4) 2B - 29 (E3) 3B - 20 (E0)	C - 62 (E1/TB) 1B - 2 (E0)	3B - 34 (E7) LF - 13 (E0/T2) 2B-8 (E10) 1B-3 (E0) SS-1 (E0)	LF - 49 (E4/T2) RF - 6 (E0/T2)
OBR: B SP: D H&R: 0 CD: 0 BD: 0 SAC: AA INJ: 7	OBR: B SP: D H&R: 0 CD: 1 BD: 0 SAC: DD INJ: 8	OBR: B SP: D H&R: 0 CD: 0 BD: 0 SAC: DD INJ: 7	OBR: B SP: C H&R: 0 CD: 1 BD: 0 SAC: DD INJ: 7
1BF: 3B8: 22-23 1B7: 11-12 HR: 24-31 1B8: 13 K: 32-57 1B9: 14 BB: 2B7: 15-16 HBP: 2B8: 17-18 Out: 58-88 2B9: 21 Cht: RP	1BF: 11 3B8: 1B7: 12 HR: 17-22 1B8: 13 K: 23-46 1B9: 14 BB: 47-66 2B7: HBP: 67 2B8: 15 Out: 68-88 2B9: 16 Cht: LP	1BF: 3B8: 16 1B7: 11 HR: 17-22 1B8: 12 K: 23-44 1B9: 13 BB: 45-62 2B7: 14 HBP: 63 2B8: 15 Out: 64-88 2B9: Cht: SP	1BF: 11 3B8: 27 1B7: 12-13 HR: 28-35 1B8: 14-15 K: 36-48 1B9: 16-17 BB: 51-52 2B7: 18-22 HBP: 2B8: 23-24 Out: 53-88 2B9: 25-26 Cht: RP
245 AB, .245 AVG, 13 HR, .762 OPS	202 AB, .203 AVG, 7 HR, .672 OPS (15 games for HOU*)	169 AB, .195 AVG, 7 HR, .685 OPS	171 AB, .263 AVG, 8 HR, .787 OPS
1995 Chicago Cubs Scott Bullett	1995 Chicago Cubs Steve Buechele	1995 Chicago Cubs Todd Haney	1995 Chicago Cubs Todd Pratt
LF - 54 (E3/T2) CF - 12 (E9/T2)	3B - 41 (E5)	2B - 17 (E2) 3B - 4 (E0)	C - 25 (E2/TC)
OBR: B SP: B H&R: 0 CD: 0 BD: 0 SAC: CC INJ: 7	OBR: C SP: D H&R: 0 CD: 0 BD: 0 SAC: CC INJ: 8	OBR: D SP: D H&R: 0 CD: 2 BD: 0 SAC: BB INJ: 8	OBR: C SP: D H&R: 0 CD: 0 BD: 0 SAC: DD INJ: 8
1BF: 11 3B8: 24-28 1B7: 12-13 HR: 31-32 1B8: 14-15 K: 33-46 1B9: 16-17 BB: 47-48 2B7: 18 HBP: 51 2B8: 21-22 Out: 52-88 2B9: 23 Cht: LN	1BF: 11 3B8: 1B7: 12-13 HR: 22 1B8: 14-15 K: 23-32 1B9: 16-17 BB: 33-38 2B7: 18 HBP: 2B8: 21 Out: 41-88 2B9: Cht: RN	1BF: 11 3B8: 1B7: 12-18 HR: 51-53 1B8: 21-25 K: 54-61 1B9: 26-33 BB: 62-65 2B7: 34-38 HBP: 2B8: 41-44 Out: 66-88 2B9: 45-48 Cht: RN	1BF: 3B8: 1B7: HR: 1B8: K: 15-51 1B9: BB: 52-55 2B7: 11-12 HBP: 2B8: 13 Out: 56-88 2B9: 14 Cht: RN
150 AB, .273 AVG, 3 HR, .791 OPS	130 AB, .177 AVG, 1 HR, .477 OPS (9 games for TEX*)	73 AB, .411 AVG, 2 HR, 1.065 OPS	60 AB, .133 AVG, 0 HR, .376 OPS



1995 Chicago Cubs Jaime Navarro	1995 Chicago Cubs Frank Castillo	1995 Chicago Cubs Kevin Foster	1995 Chicago Cubs Steve Trachsel
Throws: R Bats: R Starts: 29 Relief: 0	Throws: R Bats: R Starts: 29 Relief: 0	Throws: R Bats: R Starts: 28 Relief: 2	Throws: R Bats: R Starts: 29 Relief: 1
PB: 2-7 SR: 15 RR: 0 CD: 0 ERR: 4 INJ: 3	PB: 2-7 SR: 14 RR: 0 CD: 0 ERR: 5 INJ: 3	PB: 2-6 SR: 14 RR: 8 CD: 0 ERR: 0 INJ: 2	PB: 2-6 SR: 16 RR: 9 CD: 0 ERR: 5 INJ: 2
1BF: 11 K: 25-37 1B7: 12-15 BB: 38-43 1B8: 16-18 PB: 44 1B9: 21-24 WP: 45 Balk: Out: 46-88	1BF: 11 K: 26-42 1B7: 12-15 BB: 43-46 1B8: 16-18 PB: 47 1B9: 21-24 WP: 48 Balk: 25 Out: 51-88	1BF: 11 K: 25-44 1B7: 12-14 BB: 45-52 1B8: 15-18 PB: 53 1B9: 21-23 WP: 54 Balk: 24 Out: 55-88	1BF: 11 K: 27-43 1B7: 12-15 BB: 44-53 1B8: 16-21 PB: 54 1B9: 22-25 WP: 55 Balk: 26 Out: 56-88
14-6, 3.28 ERA, 1.25 WHIP 200.1 IP, 194 H, 128 K, 56 BB	11-10, 3.21 ERA, 1.23 WHIP 188 IP, 179 H, 135 K, 52 BB	12-11, 4.51 ERA, 1.28 WHIP 167.2 IP, 149 H, 146 K, 65 BB	7-13, 5.15 ERA, 1.56 WHIP 160.2 IP, 174 H, 117 K, 76 BB
1995 Chicago Cubs Jim Bullinger	1995 Chicago Cubs Mike Perez	1995 Chicago Cubs Turk Wendell	1995 Chicago Cubs Randy Myers 
Throws: R Bats: R Starts: 24 Relief: 0	Throws: R Bats: R Starts: 0 Relief: 68	Throws: R Bats: S Starts: 0 Relief: 43	Throws: L Bats: L Starts: 0 Relief: 57
PB: 2-6 SR: 16 RR: 0 CD: 0 ERR: 0 INJ: 4	PB: 2-7 SR: 0 RR: 5 CD: 0 ERR: 8 INJ: 0	PB: 2-6 SR: 0 RR: 6 CD: 2 ERR: 5 INJ: 3	PB: 2-7 SR: 0 RR: 4 CD: 0 ERR: 0 INJ: 1
1BF: 11 K: 26-38 1B7: 12-15 BB: 41-47 1B8: 16-18 PB: 48 1B9: 21-24 WP: 51-52 Balk: 25 Out: 53-88	1BF: 11 K: 25-38 1B7: 12-15 BB: 41-46 1B8: 16-18 PB: 47 1B9: 21-24 WP: 48-51 Balk: Out: 52-88	1BF: 11 K: 28-46 1B7: 12-16 BB: 47-54 1B8: 17-22 PB: 55 1B9: 23-27 WP: 56 Balk: Out: 57-88	1BF: 11 K: 24-46 1B7: 12-14 BB: 47-56 1B8: 15-18 PB: 57 1B9: 21-23 WP: 58 Balk: Out: 61-88
12-8, 4.14 ERA, 1.45 WHIP 150 IP, 152 H, 93 K, 65 BB	2-6, 2 SV, 3.66 ERA, 1.39 WHIP 71.1 IP, 72 H, 49 K, 27 BB	3-1, 4.92 ERA, 1.58 WHIP 60.1 IP, 71 H, 50 K, 24 BB	1-2, 38 SV, 3.88 ERA, 1.38 WHIP 55.2 IP, 49 H, 59 K, 28 BB
1995 Chicago Cubs Mike Walker	1995 Chicago Cubs Anthony Young	1995 Chicago Cubs Chris Nabholz	1995 Chicago Cubs Larry Casian
Throws: R Bats: R Starts: 0 Relief: 42	Throws: R Bats: R Starts: 1 Relief: 31	Throws: L Bats: L Starts: 0 Relief: 34	Throws: L Bats: R Starts: 0 Relief: 42
PB: 2-7 SR: 0 RR: 5 CD: 0 ERR: 8 INJ: 3	PB: 2-7 SR: 9 RR: 5 CD: 1 ERR: 10 INJ: 4	PB: 2-6 SR: 0 RR: 4 CD: 0 ERR: 0 INJ: 4	PB: 2-9 SR: 0 RR: 3 CD: 0 ERR: 0 INJ: 3
1BF: 11 K: 26-34 1B7: 12-15 BB: 35-45 1B8: 16-18 PB: 46 1B9: 21-24 WP: 47-48 Balk: 25 Out: 51-88	1BF: 11 K: 27-34 1B7: 12-15 BB: 35-41 1B8: 16-22 PB: 42 1B9: 23-26 WP: 43-44 Balk: Out: 45-88	1BF: 11 K: 25-44 1B7: 12-15 BB: 45-56 1B8: 16-18 PB: 57 1B9: 21-24 WP: 58-61 Balk: Out: 62-88	1BF: 11 K: 23-32 1B7: 12-14 BB: 33-45 1B8: 15-17 PB: 46 1B9: 18-22 WP: 47-48 Balk: Out: 51-88
1-3, 1 SV, 3.22 ERA, 1.55 WHIP 44.2 IP, 45 H, 20 K, 24 BB	3-4, 2 SV, 3.70 ERA, 1.48 WHIP 41.1 IP, 47 H, 15 K, 14 BB	0-1, 5.40 ERA, 1.54 WHIP 23.1 IP, 22 H, 21 K, 14 BB	1-0, 1.93 ERA, 1.63 WHIP 23.1 IP, 23 H, 11 K, 15 BB



1995 Chicago Cubs Terry Adams Throws: R Bats: R Starts: 0 Relief: 18 PB: 2-5 SR: 0 RR: 5 CD: 0 ERR: 0 INJ: 5 1BF: 11 K: 31-47 1B7: 12-16 BB: 48-58 1B8: 17-23 PB: 61 1B9: 24-28 WP: 62-63 Balk: Out: 64-88 1-1, 1 SV, 6.50 ERA, 1.78 WHIP 18 IP, 22 H, 15 K, 10 BB			
1995 Chicago White Sox Frank Thomas  1B - 90 (E2) DH - 54 OBR: C SP: D H&R: 0 CD: 1 BD: 2 SAC: DD INJ: 0 1BF: 11 3B8: 1B7: 12-13 HR: 25-34 1B8: 14-15 K: 35-38 1B9: 16-17 BB: 41-64 2B7: 18-21 HBP: 65 2B8: 22-23 Out: 66-88 2B9: 24 Cht: RP 493 AB, .308 AVG, 40 HR, 1.061 OPS	1995 Chicago White Sox Lance Johnson CF - 140 (E1/T4) DH - 1 OBR: A SP: A H&R: 2 CD: 1 BD: 0 SAC: CC INJ: 2 1BF: 11-12 3B8: 34-35 1B7: 13-17 HR: 36-37 1B8: 18-23 K: 1B9: 24-27 BB: 2B7: 28 HBP: 2B8: 31-32 Out: 38-88 2B9: 33 Cht: LN 607 AB, .306 AVG, 10 HR, .766 OPS	1995 Chicago White Sox Tim Lincecum LF - 107 (E2/T4) DH - 22 OBR: A SP: B H&R: 2 CD: 0 BD: 0 SAC: CC INJ: 5 1BF: 11 3B8: 32 1B7: 12-15 HR: 33-35 1B8: 16-18 K: 1B9: 21-23 BB: 36-45 2B7: 24-25 HBP: 46 2B8: 26-27 Out: 47-88 2B9: 28-31 Cht: SN 502 AB, .285 AVG, 12 HR, .796 OPS	1995 Chicago White Sox Robin Ventura 3B - 121 (E5) 1B - 18 (E4) DH - 1 OBR: C SP: D H&R: 0 CD: 1 BD: 2 SAC: DD INJ: 4 1BF: 11 3B8: 1B7: 12-14 HR: 27-34 1B8: 15-16 K: 35-47 1B9: 17-21 BB: 48-61 2B7: 22 HBP: 2B8: 23-24 Out: 62-88 2B9: 25-26 Cht: LP 492 AB, .295 AVG, 26 HR, .882 OPS
1995 Chicago White Sox Ray Durham 2B - 122 (E3) DH - 1 OBR: A SP: A H&R: 0 CD: 0 BD: 0 SAC: BB INJ: 5 1BF: 11-12 3B8: 32 1B7: 13-15 HR: 33-34 1B8: 16-17 K: 35-46 1B9: 18-22 BB: 47 2B7: 23-25 HBP: 48 2B8: 26-27 Out: 51-88 2B9: 28-31 Cht: SN 471 AB, .257 AVG, 7 HR, .693 OPS	1995 Chicago White Sox Ozzie Guillen SS - 120 (E2) DH - 1 OBR: B SP: D H&R: 2 CD: 0 BD: 0 SAC: BB INJ: 6 1BF: 11 3B8: 31 1B7: 12-14 HR: 1B8: 15-17 K: 1B9: 18-22 BB: 2B7: 23-24 HBP: 2B8: 25-26 Out: 32-88 2B9: 27-28 Cht: LN 415 AB, .248 AVG, 1 HR, .588 OPS	1995 Chicago White Sox Mike Devereaux RF - 91 (E2/T3) CF - 18 (E0/T3) LF - 14 (E0/T3) OBR: C SP: D H&R: 0 CD: 0 BD: 0 SAC: DD INJ: 6 1BF: 11 3B8: 1B7: 12-15 HR: 34-36 1B8: 16-18 K: 37-46 1B9: 21-24 BB: 47 2B7: 25-27 HBP: 2B8: 28-31 Out: 48-88 2B9: 32-33 Cht: RN 388 AB, .299 AVG, 11 HR, .793 OPS (29 games for ATL*)	1995 Chicago White Sox Ron Karkovice C - 113 (E1/TB) OBR: B SP: E H&R: 0 CD: 0 BD: 0 SAC: AA INJ: 7 1BF: 3B8: 1B7: 11 HR: 21-24 1B8: 12 K: 25-45 1B9: 13 BB: 46-53 2B7: 14-15 HBP: 54-55 2B8: 16-17 Out: 56-88 2B9: 18 Cht: RP 323 AB, .217 AVG, 13 HR, .693 OPS

1995 Chicago White Sox Dave Martinez	1995 Chicago White Sox Lyle Mouton	1995 Chicago White Sox John Kruk	1995 Chicago White Sox Craig Grebeck
1B - 47 (E1) RF - 32 (E0/T3) LF - 30 (E9) CF - 5 (E0) DH - 5	RF - 30 (E0/T5) LF - 29 (E3/T5) DH - 2	DH - 42 1B - 1 (E10)	SS - 31 (E4) 3B - 18 (E3) 2B - 8 (E0)
OBR: B SP: C H&R: 0 CD: 2 BD: 0 SAC: AA INJ: 6	OBR: C SP: D H&R: 0 CD: 1 BD: 0 SAC: DD INJ: 8	OBR: D SP: E H&R: 0 CD: 0 BD: 0 SAC: DD INJ: 8	OBR: C SP: D H&R: 0 CD: 1 BD: 0 SAC: AA INJ: 8
1BF: 11 3B8: 32 1B7: 12-15 HR: 33-34 1B8: 16-18 K: 35-38 1B9: 21-23 BB: 41-45 2B7: 24-25 HBP: 2B8: 26-27 Out: 46-88 2B9: 28-31 Cht: LN	1BF: 11 3B8: 1B7: 12-14 HR: 35-37 1B8: 15-17 K: 38-61 1B9: 18-22 BB: 62-66 2B7: 23-26 HBP: 67 2B8: 27-31 Out: 68-88 2B9: 32-34 Cht: RN	1BF: 11 3B8: 1B7: 12-16 HR: 33 1B8: 17-21 K: 34-46 1B9: 22-25 BB: 47-61 2B7: 26 HBP: 2B8: 27-28 Out: 62-88 2B9: 31-32 Cht: LN	1BF: 11 3B8: 1B7: 12-14 HR: 31 1B8: 15-16 K: 32-36 1B9: 17-18 BB: 37-46 2B7: 21-23 HBP: 47-48 2B8: 24-26 Out: 51-88 2B9: 27-28 Cht: RN
303 AB, .307 AVG, 5 HR, .806 OPS	179 AB, .302 AVG, 5 HR, .848 OPS	159 AB, .308 AVG, 2 HR, .789 OPS	154 AB, .260 AVG, 1 HR, .717 OPS
1995 Chicago White Sox Norberto Martin	1995 Chicago White Sox Mike LaValliere	1995 Chicago White Sox Chris Sabo	1995 Chicago White Sox Chris Snopce
2B-17 (E5) DH-10 3B-9 (E10) SS-7 (E4) RF-7 (E0/T5) LF-5 (E0)	C - 46 (E1/TA)	DH - 15 1B - 3 (E10) 3B - 2 (E0)	3B - 17 (E0) SS - 6 (E6)
OBR: B SP: B H&R: 0 CD: 2 BD: 0 SAC: BB INJ: 7	OBR: D SP: D H&R: 0 CD: 0 BD: 0 SAC: DD INJ: 8	OBR: B SP: A H&R: 0 CD: 0 BD: 0 SAC: AA INJ: 8	OBR: B SP: C H&R: 0 CD: 0 BD: 0 SAC: DD INJ: 8
1BF: 11 3B8: 31-33 1B7: 12-15 HR: 34-35 1B8: 16-18 K: 36-45 1B9: 21-23 BB: 2B7: 24-25 HBP: 46 2B8: 26-27 Out: 47-88 2B9: 28 Cht: RN	1BF: 11 3B8: 1B7: 12-13 HR: 27 1B8: 14-15 K: 28-36 1B9: 16-17 BB: 37-42 2B7: 18-21 HBP: 2B8: 22-24 Out: 43-88 2B9: 25-26 Cht: LN	1BF: 11-12 3B8: 1B7: 13-14 HR: 31 1B8: 15-16 K: 32-41 1B9: 17-18 BB: 2B7: 21-23 HBP: 42-44 2B8: 24-26 Out: 45-88 2B9: 27-28 Cht: RN	1BF: 11-12 3B8: 1B7: 13-17 HR: 38-41 1B8: 18-23 K: 42-52 1B9: 24-28 BB: 53-62 2B7: 31-33 HBP: 2B8: 34-35 Out: 63-88 2B9: 36-37 Cht: RN
160 AB, .269 AVG, 2 HR, .681 OPS	98 AB, .245 AVG, 1 HR, .639 OPS	84 AB, .238 AVG, 1 HR, .628 OPS (5 games for STL*)	68 AB, .324 AVG, 1 HR, .829 OPS
1995 Chicago White Sox Alex Fernandez	1995 Chicago White Sox Wilson Alvarez	1995 Chicago White Sox Jason Bere	1995 Chicago White Sox Brian Keyser
Throws: R Bats: R Starts: 30 Relief: 0	Throws: L Bats: L Starts: 29 Relief: 0	Throws: R Bats: R Starts: 27 Relief: 0	Throws: R Bats: R Starts: 10 Relief: 13
PB: 2-7 SR: 16 RR: 0 CD: 1 ERR: 7 INJ: 2	PB: 2-7 SR: 16 RR: 0 CD: 0 ERR: 0 INJ: 3	PB: 2-5 SR: 18 RR: 0 CD: 0 ERR: 0 INJ: 3	PB: 2-6 SR: 16 RR: 9 CD: 0 ERR: 4 INJ: 4
1BF: 11 K: 25-42 1B7: 12-15 BB: 43-47 1B8: 16-18 PB: 48 1B9: 21-24 WP: 51 Balk: Out: 52-88	1BF: 11 K: 26-41 1B7: 12-15 BB: 42-52 1B8: 16-18 PB: 53 1B9: 21-24 WP: 54 Balk: 25 Out: 55-88	1BF: 11 K: 26-43 1B7: 12-15 BB: 44-61 1B8: 16-21 PB: 62 1B9: 22-25 WP: 63-64 Balk: Out: 65-88	1BF: 11 K: 32-42 1B7: 12-16 BB: 43-46 1B8: 17-23 PB: 47 1B9: 24-28 WP: 48 Balk: 31 Out: 51-88
12-8, 3.80 ERA, 1.30 WHIP 203.2 IP, 200 H, 159 K, 65 BB	8-11, 4.32 ERA, 1.51 WHIP 175 IP, 171 H, 118 K, 93 BB	8-15, 7.19 ERA, 1.87 WHIP 137.2 IP, 151 H, 110 K, 106 BB	5-6, 4.97 ERA, 1.53 WHIP 92.1 IP, 114 H, 48 K, 27 BB

1995 Chicago White Sox Kirk McCaskill	1995 Chicago White Sox Jose DeLeon	1995 Chicago White Sox Roberto Hernandez	1995 Chicago White Sox Dave Righetti
Throws: R Bats: R Starts: 1 Relief: 54	Throws: R Bats: R Starts: 0 Relief: 45	Throws: R Bats: R Starts: 0 Relief: 60	Throws: L Bats: L Starts: 9 Relief: 1
PB: 2-6 SR: 11 RR: 6 CD: 0 ERR: 10 INJ: 1	PB: 2-6 SR: 0 RR: 7 CD: 0 ERR: 10 INJ: 2	PB: 2-7 SR: 0 RR: 5 CD: 0 ERR: 10 INJ: 1	PB: 2-7 SR: 15 RR: 8 CD: 1 ERR: 10 INJ: 8
1BF: 11 K: 28-42 1B7: 12-16 BB: 43-51 1B8: 17-22 PB: 52 1B9: 23-27 WP: 53-54 Balk: Out: 55-88	1BF: 11 K: 25-43 1B7: 12-14 BB: 44-52 1B8: 15-18 PB: 53 1B9: 21-23 WP: 54-55 Balk: 24 Out: 56-88	1BF: 11 K: 26-58 1B7: 12-15 BB: 61-68 1B8: 16-21 PB: 71 1B9: 22-25 WP: 72 Balk: Out: 73-88	1BF: 11 K: 31-42 1B7: 12-16 BB: 43-48 1B8: 17-23 PB: 51 1B9: 24-28 WP: 52 Balk: Out: 53-88
6-4, 2 SV, 4.89 ERA, 1.61 WHIP 81 IP, 97 H, 50 K, 33 BB	5-4, 5.45 ERA, 1.34 WHIP 76 IP, 67 H, 65 K, 35 BB (7 games for MON*)	3-7, 32 SV, 3.92 ERA, 1.53 WHIP 59.2 IP, 63 H, 84 K, 28 BB	3-2, 4.20 ERA, 1.68 WHIP 49.1 IP, 65 H, 29 K, 18 BB
1995 Chicago White Sox Tim Fortugno	1995 Chicago White Sox Scott Radinsky	1995 Chicago White Sox Mike Sirotka	1995 Chicago White Sox Matt Karchner
Throws: L Bats: L Starts: 0 Relief: 37	Throws: L Bats: L Starts: 0 Relief: 46	Throws: L Bats: L Starts: 6 Relief: 0	Throws: R Bats: R Starts: 0 Relief: 31
PB: 2-6 SR: 0 RR: 5 CD: 0 ERR: 10 INJ: 3	PB: 2-6 SR: 0 RR: 4 CD: 2 ERR: 0 INJ: 2	PB: 2-7 SR: 15 RR: 0 CD: 0 ERR: 0 INJ: 8	PB: 2-9 SR: 0 RR: 4 CD: 2 ERR: 0 INJ: 4
1BF: 11 K: 24-36 1B7: 12-14 BB: 37-46 1B8: 15-17 PB: 47 1B9: 18-22 WP: 48-51 Balk: 23 Out: 52-88	1BF: 11 K: 28-35 1B7: 12-16 BB: 36-44 1B8: 17-22 PB: 45 1B9: 23-27 WP: 46 Balk: Out: 47-88	1BF: 11 K: 27-37 1B7: 12-15 BB: 38-47 1B8: 16-22 PB: 48 1B9: 23-26 WP: 51-52 Balk: Out: 53-88	1BF: 11 K: 24-38 1B7: 12-14 BB: 41-46 1B8: 15-18 PB: 47 1B9: 21-23 WP: 48-51 Balk: Out: 52-88
1-3, 5.59 ERA, 1.27 WHIP 38.2 IP, 30 H, 24 K, 19 BB	2-1, 1 SV, 5.45 ERA, 1.66 WHIP 38 IP, 46 H, 14 K, 17 BB	1-2, 4.19 ERA, 1.63 WHIP 34.1 IP, 39 H, 19 K, 17 BB	4-2, 1.69 ERA, 1.41 WHIP 32 IP, 33 H, 24 K, 12 BB
1995 Chicago White Sox Luis Andujar	1995 Chicago White Sox Rod Bolton	1995 Chicago White Sox James Baldwin	1995 Chicago White Sox Bill Simas
Throws: R Bats: R Starts: 5 Relief: 0	Throws: R Bats: R Starts: 3 Relief: 5	Throws: R Bats: R Starts: 4 Relief: 2	Throws: R Bats: L Starts: 0 Relief: 14
PB: 2-8 SR: 14 RR: 0 CD: 0 ERR: 0 INJ: 8	PB: 2-5 SR: 18 RR: 9 CD: 0 ERR: 0 INJ: 8	PB: 2-5 SR: 16 RR: 8 CD: 0 ERR: 10 INJ: 8	PB: 2-8 SR: 0 RR: 5 CD: 0 ERR: 0 INJ: 6
1BF: 11 K: 23-26 1B7: 12-14 BB: 27-36 1B8: 15-17 PB: 37 1B9: 18-22 WP: 38 Balk: Out: 41-88	1BF: 11 K: 34-42 1B7: 12-17 BB: 43-55 1B8: 18-25 PB: 56 1B9: 26-33 WP: 57-58 Balk: Out: 61-88	1BF: 11 K: 37-52 1B7: 12-18 BB: 53-65 1B8: 21-27 PB: 66 1B9: 28-36 WP: 67-68 Balk: Out: 71-88	1BF: 11 K: 25-51 1B7: 12-15 BB: 52-66 1B8: 16-18 PB: 67 1B9: 21-24 WP: 68-71 Balk: Out: 72-88
2-1, 3.26 ERA, 1.32 WHIP 30.1 IP, 26 H, 9 K, 14 BB	0-2, 8.18 ERA, 2.14 WHIP 22 IP, 33 H, 10 K, 14 BB	0-1, 12.89 ERA, 2.80 WHIP 14.2 IP, 32 H, 10 K, 9 BB	1-1, 2.57 ERA, 1.79 WHIP 14 IP, 15 H, 16 K, 10 BB



1995 Cincinnati Reds Bret Boone	1995 Cincinnati Reds Barry Larkin 	1995 Cincinnati Reds Reggie Sanders	1995 Cincinnati Reds Darren Lewis
2B - 138 (E1)	SS - 130 (E2)	RF - 125 (E2/T5) CF - 16 (E4/T5)	CF - 130 (E1/T3)
OBR: C SP: D H&R: 0 CD: 2 BD: 0 SAC: CC INJ: 4	OBR: A SP: A H&R: 2 CD: 0 BD: 0 SAC: CC INJ: 5	OBR: A SP: A H&R: 0 CD: 1 BD: 2 SAC: DD INJ: 5	OBR: A SP: A H&R: 0 CD: 0 BD: 0 SAC: AA INJ: 5
1BF: 11 3B8: 1B7: 12-14 HR: 31-33 1B8: 15-16 K: 34-43 1B9: 17-18 BB: 44-45 2B7: 21-23 HBP: 46 2B8: 24-26 Out: 47-88 2B9: 27-28 Cht: RN	1BF: 11-12 3B8: 35 1B7: 13-16 HR: 36-38 1B8: 17-21 K: 1B9: 22-25 BB: 41-47 2B7: 26-28 HBP: 48 2B8: 31-32 Out: 51-88 2B9: 33-34 Cht: RN	1BF: 11-12 3B8: 31 1B7: 13-14 HR: 32-37 1B8: 15-16 K: 38-58 1B9: 17-18 BB: 61-71 2B7: 21-23 HBP: 72-73 2B8: 24-26 Out: 74-88 2B9: 27-28 Cht: RP	1BF: 11-12 3B8: 32 1B7: 13-16 HR: 1B8: 17-22 K: 33-35 1B9: 23-26 BB: 36 2B7: 27 HBP: 37-38 2B8: 28 Out: 41-88 2B9: 31 Cht: RN
513 AB, .267 AVG, 15 HR, .755 OPS	496 AB, .319 AVG, 15 HR, .886 OPS	484 AB, .306 AVG, 28 HR, .975 OPS	472 AB, .250 AVG, 1 HR, .607 OPS (74 games for SFG)
1995 Cincinnati Reds Ron Gant 	1995 Cincinnati Reds Hal Morris	1995 Cincinnati Reds Jeff Branson	1995 Cincinnati Reds Thomas Howard
LF - 117 (E2/T4)	1B - 99 (E2)	3B - 98 (E3) SS - 32 (E2) 2B - 6 (E0)	CF - 39 (E0/T3) LF - 38 (E5/T3) RF - 14 (E0/T3)
OBR: A SP: A H&R: 0 CD: 0 BD: 2 SAC: DD INJ: 6	OBR: C SP: D H&R: 0 CD: 2 BD: 0 SAC: DD INJ: 7	OBR: C SP: D H&R: 0 CD: 2 BD: 0 SAC: DD INJ: 6	OBR: B SP: B H&R: 0 CD: 0 BD: 0 SAC: CC INJ: 7
1BF: 11-12 3B8: 24 1B7: 13 HR: 25-34 1B8: 14-15 K: 35-55 1B9: 16 BB: 56-71 2B7: 17-18 HBP: 72 2B8: 21-22 Out: 73-88 2B9: 23 Cht: RP	1BF: 11 3B8: 28 1B7: 12-13 HR: 31-34 1B8: 14-15 K: 35-44 1B9: 16-17 BB: 45-46 2B7: 18-21 HBP: 2B8: 22-24 Out: 47-88 2B9: 25-27 Cht: LP	1BF: 11 3B8: 25 1B7: 12-13 HR: 26-31 1B8: 14 K: 32-45 1B9: 15-16 BB: 46-55 2B7: 17-18 HBP: 56 2B8: 21-22 Out: 57-88 2B9: 23-24 Cht: LP	1BF: 11-12 3B8: 36 1B7: 13-17 HR: 37 1B8: 18-23 K: 38-44 1B9: 24-27 BB: 45 2B7: 28-31 HBP: 2B8: 32-33 Out: 46-88 2B9: 34-35 Cht: SN
410 AB, .276 AVG, 29 HR, .940 OPS	359 AB, .279 AVG, 11 HR, .785 OPS	331 AB, .260 AVG, 12 HR, .780 OPS	281 AB, .302 AVG, 3 HR, .752 OPS
1995 Cincinnati Reds Benito Santiago	1995 Cincinnati Reds Mariano Duncan	1995 Cincinnati Reds Ed Taubensee	1995 Cincinnati Reds Lenny Harris
C - 75 (E1/TB) 1B - 8 (E0)	2B-31 (E4) SS-20 (E3) 1B-18 (E4) LF - 3 (E0/T2) 3B - 1 (E0)	C - 65 (E2/TC) 1B - 3 (E0)	3B-24 (E6) 1B-23 (E0) LF-4 (E0/T5) RF - 4 (E0/T5) 2B - 1 (E0)
OBR: C SP: D H&R: 0 CD: 0 BD: 0 SAC: DD INJ: 7	OBR: C SP: E H&R: 0 CD: 1 BD: 0 SAC: CC INJ: 7	OBR: C SP: D H&R: 0 CD: 0 BD: 0 SAC: CC INJ: 7	OBR: A SP: B H&R: 1 CD: 1 BD: 0 SAC: BB INJ: 7
1BF: 11 3B8: 1B7: 12-14 HR: 32-36 1B8: 15-16 K: 37-48 1B9: 17-18 BB: 51-53 2B7: 21-23 HBP: 54-55 2B8: 24-26 Out: 56-88 2B9: 27-31 Cht: RP	1BF: 11 3B8: 34 1B7: 12-16 HR: 35-37 1B8: 17-21 K: 38-61 1B9: 22-25 BB: 2B7: 26-27 HBP: 2B8: 28-31 Out: 62-88 2B9: 32-33 Cht: RN	1BF: 11 3B8: 27 1B7: 12-13 HR: 28-34 1B8: 14-15 K: 35-54 1B9: 16-17 BB: 55-61 2B7: 18-21 HBP: 62 2B8: 22-24 Out: 63-88 2B9: 25-26 Cht: LP	1BF: 11 3B8: 22-23 1B7: 12 HR: 24 1B8: 13 K: 25 1B9: 14 BB: 26 2B7: 15 HBP: 2B8: 16-17 Out: 27-88 2B9: 18-21 Cht: LN
266 AB, .286 AVG, 11 HR, .836 OPS	265 AB, .287 AVG, 6 HR, .720 OPS (52 games for PHI)	218 AB, .284 AVG, 9 HR, .845 OPS	197 AB, .208 AVG, 2 HR, .569 OPS

1995 Cincinnati Reds Mark Lewis	1995 Cincinnati Reds Jerome Walton	1995 Cincinnati Reds Eric Anthony	1995 Cincinnati Reds Damon Berryhill
3B - 72 (E3) 2B - 2 (E0) SS - 2 (E0)	CF - 50 (E3/T3) LF - 36 (E0/T3) RF - 8 (E0/T3) 1B - 3 (E0)	RF - 20 (E0/T5) 1B - 17 (E7) LF - 4 (E0/T5) CF - 1 (E0/T5)	C - 29 (E1/TB) 1B - 1 (E0)
OBR: C SP: E H&R: 0 CD: 0 BD: 0 SAC: DD INJ: 7	OBR: B SP: C H&R: 0 CD: 0 BD: 0 SAC: AA INJ: 7	OBR: C SP: D H&R: 0 CD: 0 BD: 0 SAC: DD INJ: 8	OBR: D SP: D H&R: 0 CD: 0 BD: 0 SAC: BB INJ: 8
1BF: 11-12 3B8: 41 1B7: 13-17 HR: 42-43 1B8: 18-23 K: 44-56 1B9: 24-27 BB: 57-65 2B7: 28-32 HBP: 2B8: 33-35 Out: 66-88 2B9: 36-38 Cht: RN	1BF: 11 3B8: 28 1B7: 12-13 HR: 31-35 1B8: 14-15 K: 36-43 1B9: 16-17 BB: 44-48 2B7: 18-22 HBP: 51-53 2B8: 23-25 Out: 54-88 2B9: 26-27 Cht: RP	1BF: 11 3B8: 1B7: 12-14 HR: 26-31 1B8: 15-16 K: 32-48 1B9: 17-18 BB: 51-54 2B7: 21 HBP: 2B8: 22-23 Out: 55-88 2B9: 24-25 Cht: LP	1BF: 3B8: 1B7: 11 HR: 18-22 1B8: 12 K: 23-38 1B9: 13 BB: 41-46 2B7: 14-15 HBP: 2B8: 16 Out: 47-88 2B9: 17 Cht: SN
171 AB, .339 AVG, 3 HR, .887 OPS	162 AB, .290 AVG, 8 HR, .892 OPS	134 AB, .269 AVG, 5 HR, .752 OPS	82 AB, .183 AVG, 2 HR, .553 OPS
1995 Cincinnati Reds David Wells 	1995 Cincinnati Reds Pete Schourek	1995 Cincinnati Reds Mark Portugal	1995 Cincinnati Reds John Smiley 
Throws: L Bats: L Starts: 29 Relief: 0	Throws: L Bats: L Starts: 29 Relief: 0	Throws: R Bats: R Starts: 31 Relief: 0	Throws: L Bats: L Starts: 27 Relief: 1
PB: 2-7 SR: 15 RR: 0 CD: 0 ERR: 5 INJ: 3	PB: 2-7 SR: 13 RR: 0 CD: 0 ERR: 3 INJ: 3	PB: 2-7 SR: 14 RR: 0 CD: 0 ERR: 3 INJ: 1	PB: 2-7 SR: 14 RR: 8 CD: 1 ERR: 0 INJ: 3
1BF: 11 K: 26-38 1B7: 12-15 BB: 41-43 1B8: 16-18 PB: 1B9: 21-24 WP: 44-45 Balk: 25 Out: 46-88	1BF: 11 K: 25-43 1B7: 12-14 BB: 44-46 1B8: 15-18 PB: 1B9: 21-23 WP: 47 Balk: 24 Out: 48-88	1BF: 11 K: 25-35 1B7: 12-15 BB: 36-42 1B8: 16-18 PB: 43 1B9: 21-24 WP: 44-45 Balk: Out: 46-88	1BF: 11 K: 26-41 1B7: 12-15 BB: 42-44 1B8: 16-18 PB: 1B9: 21-24 WP: 45-46 Balk: 25 Out: 47-88
16-8, 3.24 ERA, 1.22 WHIP 203 IP, 194 H, 133 K, 53 BB (18 games for DET)	18-7, 3.22 ERA, 1.07 WHIP 190.1 IP, 158 H, 160 K, 45 BB	11-10, 4.01 ERA, 1.33 WHIP 181.2 IP, 185 H, 96 K, 56 BB (17 games for SFG)	12-5, 3.46 ERA, 1.20 WHIP 176.2 IP, 173 H, 124 K, 39 BB
1995 Cincinnati Reds Dave Burba	1995 Cincinnati Reds Tim Pugh	1995 Cincinnati Reds Xavier Hernandez	1995 Cincinnati Reds Hector Carrasco
Throws: R Bats: R Starts: 9 Relief: 43	Throws: R Bats: R Starts: 12 Relief: 16	Throws: R Bats: L Starts: 0 Relief: 59	Throws: R Bats: R Starts: 0 Relief: 64
PB: 2-7 SR: 10 RR: 6 CD: 0 ERR: 0 INJ: 2	PB: 2-7 SR: 13 RR: 8 CD: 0 ERR: 5 INJ: 3	PB: 2-6 SR: 0 RR: 6 CD: 0 ERR: 0 INJ: 1	PB: 2-6 SR: 0 RR: 6 CD: 0 ERR: 10 INJ: 1
1BF: 11 K: 24-43 1B7: 12-14 BB: 44-53 1B8: 15-18 PB: 54 1B9: 21-23 WP: 55-56 Balk: Out: 57-88	1BF: 11 K: 27-34 1B7: 12-15 BB: 35-41 1B8: 16-21 PB: 42 1B9: 22-25 WP: 43-44 Balk: 26 Out: 45-88	1BF: 11 K: 26-46 1B7: 12-15 BB: 47-53 1B8: 16-21 PB: 54 1B9: 22-25 WP: 55-56 Balk: Out: 57-88	1BF: 11 K: 25-41 1B7: 12-15 BB: 42-52 1B8: 16-18 PB: 53 1B9: 21-24 WP: 54-55 Balk: Out: 56-88
10-4, 3.97 ERA, 1.32 WHIP 106.2 IP, 90 H, 96 K, 51 BB (37 games for SFG)	6-5, 3.84 ERA, 1.34 WHIP 98.1 IP, 100 H, 38 K, 32 BB	7-2, 3 SV, 4.60 ERA, 1.40 WHIP 90 IP, 95 H, 84 K, 31 BB	2-7, 5 SV, 4.12 ERA, 1.51 WHIP 87.1 IP, 86 H, 64 K, 46 BB

1995 Cincinnati Reds Kevin Jarvis	1995 Cincinnati Reds Jeff Brantley	1995 Cincinnati Reds Jose Rijo	1995 Cincinnati Reds Michael Jackson
Throws: R Bats: L Starts: 11 Relief: 8	Throws: R Bats: R Starts: 0 Relief: 56	Throws: R Bats: R Starts: 14 Relief: 0	Throws: R Bats: R Starts: 0 Relief: 40
PB: 2-6 SR: 16 RR: 9 CD: 0 ERR: 9 INJ: 6	PB: 2-8 SR: 0 RR: 5 CD: 0 ERR: 0 INJ: 1	PB: 2-6 SR: 13 RR: 0 CD: 0 ERR: 0 INJ: 8	PB: 2-8 SR: 0 RR: 5 CD: 0 ERR: 0 INJ: 3
1BF: 11 K: 28-36 1B7: 12-16 BB: 37-44 1B8: 17-22 PB: 45 1B9: 23-27 WP: 46-47 Balk: Out: 48-88	1BF: 11 K: 23-42 1B7: 12-14 BB: 43-46 1B8: 15-16 PB: 47 1B9: 17-21 WP: 48-51 Balk: 22 Out: 52-88	1BF: 11 K: 26-45 1B7: 12-15 BB: 46-52 1B8: 16-21 PB: 53 1B9: 22-25 WP: 54-55 Balk: Out: 56-88	1BF: 11 K: 23-41 1B7: 12-14 BB: 42-47 1B8: 15-16 PB: 48 1B9: 17-21 WP: 51 Balk: 22 Out: 52-88
3-4, 5.70 ERA, 1.56 WHIP 79 IP, 91 H, 33 K, 32 BB	3-2, 28 SV, 2.82 ERA, 1.04 WHIP 70.1 IP, 53 H, 62 K, 20 BB	5-4, 4.17 ERA, 1.42 WHIP 69 IP, 76 H, 62 K, 22 BB	6-1, 2 SV, 2.39 ERA, 1.16 WHIP 49 IP, 38 H, 41 K, 19 BB
1995 Cincinnati Reds Chuck McElroy	1995 Cincinnati Reds Pete Smith	1995 Cincinnati Reds Johnny Ruffin	
Throws: L Bats: L Starts: 0 Relief: 44	Throws: R Bats: R Starts: 2 Relief: 9	Throws: R Bats: R Starts: 0 Relief: 10	
PB: 2-5 SR: 0 RR: 5 CD: 1 ERR: 0 INJ: 3	PB: 2-5 SR: 13 RR: 7 CD: 0 ERR: 0 INJ: 7	PB: 2-9 SR: 0 RR: 5 CD: 2 ERR: 0 INJ: 7	
1BF: 11 K: 31-44 1B7: 12-16 BB: 45-52 1B8: 17-23 PB: 53 1B9: 24-28 WP: 54 Balk: Out: 55-88	1BF: 11 K: 32-43 1B7: 12-16 BB: 44-47 1B8: 17-24 PB: 48 1B9: 25-31 WP: 51-52 Balk: Out: 53-88	1BF: 11 K: 13-31 1B7: BB: 32-48 1B8: 12 PB: 51 1B9: WP: 52-53 Balk: Out: 54-88	
3-4, 6.02 ERA, 1.51 WHIP 40.1 IP, 46 H, 27 K, 15 BB	1-2, 6.66 ERA, 1.52 WHIP 24.1 IP, 30 H, 14 K, 7 BB	0-0, 1.35 ERA, 1.13 WHIP 13.1 IP, 4 H, 11 K, 11 BB	
1995 Cleveland Indians  Albert Belle	1995 Cleveland Indians Omar Vizquel	1995 Cleveland Indians  Carlos Baerga	1995 Cleveland Indians  Manny Ramirez
LF - 142 (E2/T3) DH - 1	SS - 136 (E1)	2B - 134 (E3) DH - 1	RF - 131 (E3/T3) DH - 5
OBR: C SP: D H&R: 0 CD: 0 BD: 2 SAC: DD INJ: 1	OBR: A SP: A H&R: 1 CD: 1 BD: 0 SAC: AA INJ: 4	OBR: B SP: C H&R: 2 CD: 2 BD: 0 SAC: DD INJ: 4	OBR: C SP: D H&R: 0 CD: 1 BD: 2 SAC: CC INJ: 4
1BF: 3B8: 1B7: 11 HR: 27-38 1B8: 12 K: 41-45 1B9: 13 BB: 46-55 2B7: 14-17 HBP: 56 2B8: 18-23 Out: 57-88 2B9: 24-26 Cht: RP	1BF: 11-12 3B8: 1B7: 13-16 HR: 33 1B8: 17-21 K: 34 1B9: 22-24 BB: 35-41 2B7: 25-26 HBP: 2B8: 27-28 Out: 42-88 2B9: 31-32 Cht: SN	1BF: 11-12 3B8: 1B7: 13-17 HR: 37-41 1B8: 18-23 K: 1B9: 24-28 BB: 2B7: 31-32 HBP: 42 2B8: 33-34 Out: 43-88 2B9: 35-36 Cht: SN	1BF: 11 3B8: 1B7: 12-14 HR: 28-36 1B8: 15-16 K: 37-54 1B9: 17-21 BB: 55-66 2B7: 22-23 HBP: 67 2B8: 24-25 Out: 68-88 2B9: 26-27 Cht: RP
546 AB, .317 AVG, 50 HR, 1.091 OPS	542 AB, .266 AVG, 6 HR, .684 OPS	557 AB, .314 AVG, 15 HR, .807 OPS	484 AB, .308 AVG, 31 HR, .960 OPS

1995 Cleveland Indians Jim Thome	1995 Cleveland Indians Kenny Lofton 	1995 Cleveland Indians Eddie Murray	1995 Cleveland Indians Paul Sorrento
3B - 134 (E5) DH - 1	CF - 114 (E4/T5) DH - 2	DH - 95 1B - 18 (E4)	1B - 91 (E2) DH - 11
OBR: B SP: D H&R: 0 CD: 1 BD: 2 SAC: DD INJ: 4	OBR: A SP: A H&R: 1 CD: 1 BD: 0 SAC: CC INJ: 6	OBR: C SP: D H&R: 0 CD: 0 BD: 2 SAC: DD INJ: 7	OBR: C SP: D H&R: 0 CD: 2 BD: 2 SAC: DD INJ: 7
1BF: 11 3B8: 27 1B7: 12-13 HR: 28-35 1B8: 14-15 K: 36-54 1B9: 16-17 BB: 55-73 2B7: 18-21 HBP: 74 2B8: 22-24 Out: 75-88 2B9: 25-26 Cht: LP	1BF: 11-12 3B8: 33-35 1B7: 13-16 HR: 36-37 1B8: 17-21 K: 38 1B9: 22-25 BB: 41-43 2B7: 26 HBP: 2B8: 27-28 Out: 44-88 2B9: 31-32 Cht: LN	1BF: 11-12 3B8: 1B7: 13-17 HR: 36-43 1B8: 18-23 K: 44-51 1B9: 24-27 BB: 52-54 2B7: 28-31 HBP: 2B8: 32-33 Out: 55-88 2B9: 34-35 Cht: SP	1BF: 3B8: 1B7: HR: 16-25 1B8: K: 26-42 1B9: BB: 43-54 2B7: 11 HBP: 2B8: 12-13 Out: 55-88 2B9: 14-15 Cht: LP
452 AB, .314 AVG, 25 HR, .996 OPS	481 AB, .310 AVG, 7 HR, .815 OPS	436 AB, .323 AVG, 21 HR, .891 OPS	323 AB, .235 AVG, 25 HR, .847 OPS
1995 Cleveland Indians Tony Pena	1995 Cleveland Indians Sandy Alomar	1995 Cleveland Indians Wayne Kirby	1995 Cleveland Indians Herbert Perry
C - 91 (E1/TC)	C - 61 (E1/TB)	RF - 35 (E0/T3) CF - 34 (E2/T3) DH - 7	1B - 45 (E0) DH - 6 3B - 1 (E0)
OBR: D SP: D H&R: 0 CD: 1 BD: 0 SAC: CC INJ: 7	OBR: C SP: D H&R: 0 CD: 0 BD: 1 SAC: AA INJ: 8	OBR: A SP: B H&R: 0 CD: 1 BD: 0 SAC: CC INJ: 7	OBR: C SP: E H&R: 0 CD: 0 BD: 0 SAC: AA INJ: 8
1BF: 11 3B8: 1B7: 12-15 HR: 33-34 1B8: 16-18 K: 35-45 1B9: 21-23 BB: 2B7: 24-26 HBP: 2B8: 27-28 Out: 46-88 2B9: 31-32 Cht: RN	1BF: 11-12 3B8: 1B7: 13-17 HR: 34-41 1B8: 18-23 K: 42-45 1B9: 24-27 BB: 2B7: 28-31 HBP: 46-47 2B8: 32 Out: 48-88 2B9: 33 Cht: RP	1BF: 11 3B8: 23 1B7: 12 HR: 24 1B8: 13 K: 25-35 1B9: 14 BB: 36 2B7: 15-16 HBP: 37 2B8: 17-18 Out: 38-88 2B9: 21-22 Cht: LN	1BF: 11 3B8: 36 1B7: 12-15 HR: 37-38 1B8: 16-18 K: 41-48 1B9: 21-24 BB: 51-52 2B7: 25-27 HBP: 53-55 2B8: 28-32 Out: 56-88 2B9: 33-35 Cht: RN
263 AB, .262 AVG, 5 HR, .679 OPS	203 AB, .300 AVG, 10 HR, .810 OPS	188 AB, .207 AVG, 1 HR, .558 OPS	162 AB, .315 AVG, 3 HR, .839 OPS
1995 Cleveland Indians Alvaro Espinoza	1995 Cleveland Indians Dave Winfield	1995 Cleveland Indians Ruben Amaro	1995 Cleveland Indians
2B-22 (E3) 3B-22 (E3) SS-19 (E4) DH - 3 1B - 2 (E0)	DH - 39	CF - 14 (E0/T2) RF - 6 (E0/T2) LF - 5 (E0/T2) DH - 3	
OBR: C SP: E H&R: 0 CD: 0 BD: 0 SAC: BB INJ: 8	OBR: C SP: D H&R: 0 CD: 0 BD: 0 SAC: DD INJ: 8	OBR: D SP: E H&R: 2 CD: 0 BD: 0 SAC: AA INJ: 8	# # # # # # INJ: 8
1BF: 11-12 3B8: 1B7: 13-17 HR: 33-34 1B8: 18-23 K: 35-37 1B9: 24-27 BB: 2B7: 28 HBP: 38 2B8: 31 Out: 41-88 2B9: 32 Cht: RN	1BF: 3B8: 1B7: 11-12 HR: 22-23 1B8: 13 K: 24-42 1B9: 14 BB: 43-51 2B7: 15-16 HBP: 52 2B8: 17-18 Out: 53-88 2B9: 21 Cht: RN	1BF: 3B8: 1B7: 11-12 HR: 23-24 1B8: 13 K: 1B9: 14 BB: 25 2B7: 15-16 HBP: 26-31 2B8: 17-18 Out: 32-88 2B9: 21-22 Cht: SN	1BF: # 3B8: # 1B7: # HR: # 1B8: # K: # 1B9: # BB: # 2B7: # HBP: # 2B8: # Out: # 2B9: # Cht: #
143 AB, .252 AVG, 2 HR, .585 OPS	115 AB, .191 AVG, 2 HR, .572 OPS	60 AB, .200 AVG, 1 HR, .573 OPS	0 AB, .000 AVG, 0 HR, .000 OPS (0 games for 0)

1995 Cleveland Indians Dennis Martinez 	1995 Cleveland Indians Ken Hill	1995 Cleveland Indians Charles Nagy	1995 Cleveland Indians Orel Hershiser
Throws: R Bats: R Starts: 28 Relief: 0	Throws: R Bats: R Starts: 29 Relief: 1	Throws: R Bats: L Starts: 29 Relief: 0	Throws: R Bats: R Starts: 26 Relief: 0
PB: 2-8 SR: 14 RR: 0 CD: 1 ERR: 6 INJ: 3	PB: 2-6 SR: 17 RR: 10 CD: 0 ERR: 2 INJ: 2	PB: 2-6 SR: 16 RR: 0 CD: 2 ERR: 2 INJ: 3	PB: 2-7 SR: 14 RR: 0 CD: 0 ERR: 4 INJ: 4
1BF: 11 K: 24-34 1B7: 12-14 BB: 35-37 1B8: 15-18 PB: 1B9: 21-23 WP: 38 Balk: Out: 41-88	1BF: 11 K: 26-36 1B7: 12-15 BB: 37-45 1B8: 16-21 PB: 46 1B9: 22-25 WP: 47-48 Balk: Out: 51-88	1BF: 11 K: 26-43 1B7: 12-15 BB: 44-48 1B8: 16-21 PB: 51 1B9: 22-25 WP: 52 Balk: Out: 53-88	1BF: 11 K: 25-38 1B7: 12-15 BB: 41-44 1B8: 16-18 PB: 45 1B9: 21-24 WP: 46 Balk: Out: 47-88
12-5, 3.08 ERA, 1.18 WHIP 187 IP, 174 H, 99 K, 46 BB	10-8, 4.62 ERA, 1.51 WHIP 185 IP, 202 H, 98 K, 77 BB (18 games for STL)	16-6, 4.55 ERA, 1.43 WHIP 178 IP, 194 H, 139 K, 61 BB	16-6, 3.87 ERA, 1.21 WHIP 167.1 IP, 151 H, 111 K, 51 BB
1995 Cleveland Indians Mark Clark	1995 Cleveland Indians Chad Ogea	1995 Cleveland Indians Julian Tavarez	1995 Cleveland Indians Eric Plunk
Throws: R Bats: R Starts: 21 Relief: 1	Throws: R Bats: R Starts: 14 Relief: 6	Throws: R Bats: L Starts: 0 Relief: 57	Throws: R Bats: R Starts: 0 Relief: 56
PB: 2-6 SR: 16 RR: 9 CD: 1 ERR: 0 INJ: 4	PB: 2-8 SR: 13 RR: 8 CD: 0 ERR: 0 INJ: 5	PB: 2-9 SR: 0 RR: 5 CD: 0 ERR: 10 INJ: 1	PB: 2-8 SR: 0 RR: 4 CD: 1 ERR: 0 INJ: 1
1BF: 11 K: 28-38 1B7: 12-16 BB: 41-45 1B8: 17-22 PB: 46 1B9: 23-27 WP: 47-48 Balk: Out: 51-88	1BF: 11 K: 24-34 1B7: 12-14 BB: 35-38 1B8: 15-17 PB: 41 1B9: 18-22 WP: 42-43 Balk: 23 Out: 44-88	1BF: 11 K: 23-38 1B7: 12-14 BB: 41-43 1B8: 15-16 PB: 1B9: 17-21 WP: 44-45 Balk: 22 Out: 46-88	1BF: 11 K: 22-46 1B7: 12-14 BB: 47-55 1B8: 15-16 PB: 56 1B9: 17-21 WP: 57-58 Balk: Out: 61-88
9-7, 5.27 ERA, 1.48 WHIP 124.2 IP, 143 H, 68 K, 42 BB	8-3, 3.05 ERA, 1.17 WHIP 106.1 IP, 95 H, 57 K, 29 BB	10-2, 2.44 ERA, 1.14 WHIP 85 IP, 76 H, 68 K, 21 BB	6-2, 2 SV, 2.67 ERA, 1.17 WHIP 64 IP, 48 H, 71 K, 27 BB
1995 Cleveland Indians Jose Mesa 	1995 Cleveland Indians Jim Poole	1995 Cleveland Indians Buddy Black	1995 Cleveland Indians Paul Assenmacher
Throws: R Bats: R Starts: 0 Relief: 62	Throws: L Bats: L Starts: 0 Relief: 42	Throws: L Bats: L Starts: 10 Relief: 1	Throws: L Bats: L Starts: 0 Relief: 47
PB: 2-9 SR: 0 RR: 4 CD: 0 ERR: 6 INJ: 1	PB: 2-7 SR: 0 RR: 5 CD: 0 ERR: 8 INJ: 3	PB: 2-5 SR: 15 RR: 8 CD: 0 ERR: 0 INJ: 8	PB: 2-8 SR: 0 RR: 4 CD: 2 ERR: 0 INJ: 2
1BF: 11 K: 21-41 1B7: 12-13 BB: 42-45 1B8: 14-16 PB: 46 1B9: 17-18 WP: 47-48 Balk: Out: 51-88	1BF: 11 K: 24-42 1B7: 12-14 BB: 43-47 1B8: 15-17 PB: 48 1B9: 18-22 WP: 51-52 Balk: 23 Out: 53-88	1BF: 11 K: 33-47 1B7: 12-16 BB: 48-54 1B8: 17-24 PB: 55 1B9: 25-31 WP: 56 Balk: 32 Out: 57-88	1BF: 11 K: 23-45 1B7: 12-14 BB: 46-52 1B8: 15-17 PB: 53 1B9: 18-22 WP: 54-55 Balk: Out: 56-88
3-0, 46 SV, 1.13 ERA, 1.03 WHIP 64 IP, 49 H, 58 K, 17 BB	3-3, 3.75 ERA, 1.13 WHIP 50.1 IP, 40 H, 41 K, 17 BB	4-2, 6.85 ERA, 1.67 WHIP 47.1 IP, 63 H, 34 K, 16 BB	6-2, 2.82 ERA, 1.15 WHIP 38.1 IP, 32 H, 40 K, 12 BB

1995 Cleveland Indians Jason Grimsley	1995 Cleveland Indians Alan Embree	1995 Cleveland Indians Albie Lopez	
Throws: R Bats: R Starts: 2 Relief: 13	Throws: L Bats: L Starts: 0 Relief: 23	Throws: R Bats: R Starts: 2 Relief: 4	
PB: 2-5 SR: 16 RR: 9 CD: 2 ERR: 0 INJ: 6	PB: 2-6 SR: 0 RR: 5 CD: 0 ERR: 0 INJ: 5	PB: 2-8 SR: 12 RR: 8 CD: 0 ERR: 0 INJ: 8	
1BF: 11 K: 31-45 1B7: 12-16 BB: 46-66 1B8: 17-23 PB: 67 1B9: 24-28 WP: 68-71 Balk: Out: 72-88	1BF: 11 K: 25-45 1B7: 12-15 BB: 46-58 1B8: 16-18 PB: 61 1B9: 21-24 WP: 62-63 Balk: Out: 64-88	1BF: 11 K: 22-42 1B7: 12-14 BB: 43-46 1B8: 15-16 PB: 47 1B9: 17-21 WP: 48-51 Balk: Out: 52-88	
0-0, 1 SV, 6.09 ERA, 2.03 WHIP 34 IP, 37 H, 25 K, 32 BB	3-2, 1 SV, 5.11 ERA, 1.58 WHIP 24.2 IP, 23 H, 23 K, 16 BB	0-0, 3.13 ERA, 1.04 WHIP 23 IP, 17 H, 22 K, 7 BB	
1995 Colorado Rockies Dante Bichette 	1995 Colorado Rockies Andres Galarraga	1995 Colorado Rockies Vinny Castilla 	1995 Colorado Rockies Larry Walker
LF - 120 (E2/T4) RF - 35 (E0/T4)	1B - 142 (E2)	3B - 137 (E4) SS - 5 (E0)	RF - 129 (E2/T5) CF - 4 (E0/T5)
OBR: C SP: C H&R: 0 CD: 0 BD: 2 SAC: DD INJ: 3	OBR: B SP: B H&R: 0 CD: 2 BD: 2 SAC: DD INJ: 1	OBR: C SP: E H&R: 0 CD: 1 BD: 2 SAC: CC INJ: 3	OBR: B SP: B H&R: 0 CD: 0 BD: 2 SAC: DD INJ: 5
1BF: 11 3B8: 1B7: 12-15 HR: 35-44 1B8: 16-18 K: 45-55 1B9: 21-24 BB: 2B7: 25-27 HBP: 56 2B8: 28-32 Out: 57-88 2B9: 33-34 Cht: RP	1BF: 11 3B8: 27 1B7: 12-14 HR: 28-36 1B8: 15-16 K: 37-62 1B9: 17-18 BB: 2B7: 21-22 HBP: 63-65 2B8: 23-24 Out: 66-88 2B9: 25-26 Cht: RP	1BF: 11 3B8: 1B7: 12-14 HR: 33-41 1B8: 15-17 K: 42-52 1B9: 18-22 BB: 2B7: 23-25 HBP: 53 2B8: 26-28 Out: 54-88 2B9: 31-32 Cht: RP	1BF: 11 3B8: 26 1B7: 12-13 HR: 27-36 1B8: 14 K: 37-43 1B9: 15-16 BB: 44-47 2B7: 17-18 HBP: 48-52 2B8: 21-23 Out: 53-88 2B9: 24-25 Cht: LP
579 AB, .340 AVG, 40 HR, .984 OPS	554 AB, .280 AVG, 31 HR, .842 OPS	527 AB, .309 AVG, 32 HR, .911 OPS	494 AB, .306 AVG, 36 HR, .988 OPS
1995 Colorado Rockies Walt Weiss	1995 Colorado Rockies Joe Girardi	1995 Colorado Rockies Eric Young	1995 Colorado Rockies Mike Kingery
SS - 136 (E3)	C - 122 (E1/TB)	2B - 77 (E3) LF - 19 (E0/T5)	CF - 108 (E3/T3) 1B - 5 (E8)
OBR: A SP: B H&R: 0 CD: 2 BD: 0 SAC: BB INJ: 4	OBR: B SP: D H&R: 0 CD: 0 BD: 0 SAC: AA INJ: 5	OBR: A SP: A H&R: 2 CD: 2 BD: 0 SAC: CC INJ: 6	OBR: A SP: B H&R: 0 CD: 0 BD: 0 SAC: AA INJ: 6
1BF: 11 3B8: 27 1B7: 12-14 HR: 1B8: 15-17 K: 28-32 1B9: 18-22 BB: 33-52 2B7: 23-24 HBP: 53 2B8: 25 Out: 54-88 2B9: 26 Cht: SN	1BF: 11 3B8: 31 1B7: 12-15 HR: 32-33 1B8: 16-18 K: 34-43 1B9: 21-24 BB: 2B7: 25-26 HBP: 44 2B8: 27 Out: 45-88 2B9: 28 Cht: RN	1BF: 11-12 3B8: 34-36 1B7: 13-16 HR: 37-38 1B8: 17-21 K: 1B9: 22-25 BB: 41-48 2B7: 26-27 HBP: 51-52 2B8: 28-31 Out: 53-88 2B9: 32-33 Cht: RN	1BF: 11 3B8: 26 1B7: 12-13 HR: 27-31 1B8: 14-15 K: 32-33 1B9: 16-17 BB: 34-42 2B7: 18-21 HBP: 2B8: 22-23 Out: 43-88 2B9: 24-25 Cht: LN
427 AB, .260 AVG, 1 HR, .724 OPS	462 AB, .262 AVG, 8 HR, .667 OPS	366 AB, .317 AVG, 6 HR, .876 OPS	350 AB, .269 AVG, 8 HR, .762 OPS

1995 Colorado Rockies Jason Bates	1995 Colorado Rockies Ellis Burks	1995 Colorado Rockies John Vander Wal	1995 Colorado Rockies Trent Hubbard
2B - 82 (E1) SS - 20 (E2) 3B - 15 (E3)	CF - 65 (E3/T3) LF - 23 (E7/T3)	1B - 10 (E9) LF - 7 (E0/T5)	CF - 14 (E0/T4) LF - 4 (E0/T4)
OBR: C SP: E H&R: 0 CD: 0 BD: 0 SAC: CC INJ: 6	OBR: B SP: C H&R: 0 CD: 0 BD: 0 SAC: CC INJ: 7	OBR: D SP: D H&R: 0 CD: 0 BD: 0 SAC: DD INJ: 7	OBR: B SP: C H&R: 2 CD: 0 BD: 0 SAC: AA INJ: 8
1BF: 11 3B8: 28 1B7: 12-14 HR: 31-33 1B8: 15-16 K: 34-48 1B9: 17-21 BB: 51-58 2B7: 22-23 HBP: 61 2B8: 24-25 Out: 62-88 2B9: 26-27 Cht: SN	1BF: 11 3B8: 24-25 1B7: 12-13 HR: 26-33 1B8: 14-15 K: 34-55 1B9: 16-17 BB: 56-66 2B7: 18-21 HBP: 67 2B8: 22 Out: 68-88 2B9: 23 Cht: RP	1BF: 11 3B8: 34 1B7: 12-14 HR: 35-41 1B8: 15-17 K: 42-57 1B9: 18-22 BB: 58-71 2B7: 23-25 HBP: 2B8: 26-28 Out: 72-88 2B9: 31-33 Cht: LP	1BF: 11 3B8: 1B7: 12-14 HR: 33-38 1B8: 15-17 K: 1B9: 18-22 BB: 41-48 2B7: 23-25 HBP: 2B8: 26-28 Out: 51-88 2B9: 31-32 Cht: RP
322 AB, .267 AVG, 8 HR, .774 OPS	278 AB, .266 AVG, 14 HR, .856 OPS	101 AB, .347 AVG, 5 HR, 1.026 OPS	58 AB, .310 AVG, 3 HR, .928 OPS
1995 Colorado Rockies Matt Nokes	1995 Colorado Rockies Jorge Brito	1995 Colorado Rockies Roberto Mejia	1995 Colorado Rockies Jayhawk Owens
C - 19 (E2/TC) DH - 2	C - 18 (E1/TA)	2B - 16 (E3)	C - 16 (E1/TA)
OBR: C SP: D H&R: 0 CD: 0 BD: 0 SAC: DD INJ: 8	OBR: B SP: C H&R: 0 CD: 0 BD: 0 SAC: AA INJ: 8	OBR: B SP: E H&R: 0 CD: 0 BD: 0 SAC: DD INJ: 8	OBR: C SP: D H&R: 0 CD: 2 BD: 2 SAC: DD INJ: 8
1BF: 3B8: 1B7: HR: 15-18 1B8: K: 21-42 1B9: BB: 43-45 2B7: 11 HBP: 2B8: 12-13 Out: 46-88 2B9: 14 Cht: LP	1BF: 11 3B8: 1B7: 12-14 HR: 1B8: 15-16 K: 28-64 1B9: 17-18 BB: 2B7: 21-23 HBP: 65-66 2B8: 24-25 Out: 67-88 2B9: 26-27 Cht: RN	1BF: 3B8: 1B7: 11 HR: 16-17 1B8: 12 K: 18-54 1B9: 13 BB: 2B7: 14 HBP: 55-56 2B8: 15 Out: 57-88 2B9: Cht: RN	1BF: 3B8: 1B7: 11 HR: 21-32 1B8: 12 K: 33-66 1B9: 13 BB: 2B7: 14-15 HBP: 67-71 2B8: 16-17 Out: 72-88 2B9: 18 Cht: RP
60 AB, .133 AVG, 2 HR, .464 OPS (26 games for BAL)	51 AB, .216 AVG, 0 HR, .534 OPS	52 AB, .154 AVG, 1 HR, .397 OPS	45 AB, .244 AVG, 4 HR, .841 OPS
1995 Colorado Rockies Kevin Ritz	1995 Colorado Rockies Bret Saberhagen	1995 Colorado Rockies Bill Swift	1995 Colorado Rockies Curt Leskanic
Throws: R Bats: R Starts: 28 Relief: 3	Throws: R Bats: R Starts: 25 Relief: 0	Throws: R Bats: R Starts: 19 Relief: 0	Throws: R Bats: R Starts: 0 Relief: 76
PB: 2-6 SR: 15 RR: 9 CD: 0 ERR: 0 INJ: 1	PB: 2-6 SR: 15 RR: 0 CD: 1 ERR: 2 INJ: 4	PB: 2-6 SR: 15 RR: 0 CD: 1 ERR: 3 INJ: 6	PB: 2-7 SR: 0 RR: 5 CD: 0 ERR: 0 INJ: 0
1BF: 11 K: 25-38 1B7: 12-15 BB: 41-46 1B8: 16-18 PB: 47 1B9: 21-24 WP: 48-51 Balk: Out: 52-88	1BF: 11 K: 26-38 1B7: 12-15 BB: 41-43 1B8: 16-21 PB: 1B9: 22-25 WP: 44 Balk: Out: 45-88	1BF: 11 K: 28-42 1B7: 12-16 BB: 43-51 1B8: 17-22 PB: 52 1B9: 23-27 WP: 53 Balk: Out: 54-88	1BF: 11 K: 25-48 1B7: 12-14 BB: 51-55 1B8: 15-18 PB: 56 1B9: 21-23 WP: 57-58 Balk: 24 Out: 61-88
11-11, 2 SV, 4.21 ERA, 1.36 WHIP 173.1 IP, 171 H, 120 K, 65 BB	7-6, 4.18 ERA, 1.29 WHIP 153 IP, 165 H, 100 K, 33 BB (16 games for NYM)	9-3, 4.94 ERA, 1.56 WHIP 105.2 IP, 122 H, 68 K, 43 BB	6-3, 10 SV, 3.40 ERA, 1.18 WHIP 98 IP, 83 H, 107 K, 33 BB

1995 Colorado Rockies Marvin Freeman	1995 Colorado Rockies Armando Reynoso	1995 Colorado Rockies Bryan Rekar	1995 Colorado Rockies Steve Reed
Throws: R Bats: R Starts: 18 Relief: 4	Throws: R Bats: R Starts: 18 Relief: 2	Throws: R Bats: R Starts: 14 Relief: 1	Throws: R Bats: R Starts: 0 Relief: 71
PB: 2-5 SR: 15 RR: 8 CD: 0 ERR: 10 INJ: 4	PB: 2-6 SR: 15 RR: 8 CD: 1 ERR: 5 INJ: 5	PB: 2-6 SR: 15 RR: 9 CD: 0 ERR: 4 INJ: 7	PB: 2-9 SR: 0 RR: 4 CD: 0 ERR: 5 INJ: 0
1BF: 11 K: 33-45 1B7: 12-16 BB: 46-54 1B8: 17-24 PB: 55 1B9: 25-31 WP: 56-57 Balk: 32 Out: 58-88	1BF: 11 K: 31-37 1B7: 12-16 BB: 38-45 1B8: 17-23 PB: 46 1B9: 24-28 WP: 47 Balk: Out: 48-88	1BF: 11 K: 27-43 1B7: 12-15 BB: 44-47 1B8: 16-21 PB: 48 1B9: 22-25 WP: 51-52 Balk: 26 Out: 53-88	1BF: 11 K: 22-42 1B7: 12-13 BB: 43-45 1B8: 14-16 PB: 1B9: 17-18 WP: 46 Balk: 21 Out: 47-88
3-7, 5.89 ERA, 1.72 WHIP 94.2 IP, 122 H, 61 K, 41 BB	7-7, 5.32 ERA, 1.63 WHIP 93 IP, 116 H, 40 K, 36 BB	4-6, 4.98 ERA, 1.40 WHIP 85 IP, 95 H, 60 K, 24 BB	5-2, 3 SV, 2.14 ERA, 0.98 WHIP 84 IP, 61 H, 79 K, 21 BB
1995 Colorado Rockies Roger Bailey	1995 Colorado Rockies Darren Holmes	1995 Colorado Rockies Juan Acevedo	1995 Colorado Rockies Joe Grahe
Throws: R Bats: R Starts: 6 Relief: 33	Throws: R Bats: R Starts: 0 Relief: 68	Throws: R Bats: R Starts: 11 Relief: 6	Throws: R Bats: R Starts: 9 Relief: 8
PB: 2-6 SR: 12 RR: 7 CD: 1 ERR: 10 INJ: 3	PB: 2-7 SR: 0 RR: 4 CD: 0 ERR: 5 INJ: 0	PB: 2-5 SR: 15 RR: 8 CD: 0 ERR: 7 INJ: 6	PB: 2-6 SR: 15 RR: 8 CD: 1 ERR: 6 INJ: 6
1BF: 11 K: 27-35 1B7: 12-15 BB: 36-45 1B8: 16-21 PB: 46 1B9: 22-25 WP: 47-48 Balk: 26 Out: 51-88	1BF: 11 K: 25-45 1B7: 12-14 BB: 46-54 1B8: 15-18 PB: 55 1B9: 21-23 WP: 56-57 Balk: 24 Out: 58-88	1BF: 11 K: 33-45 1B7: 12-16 BB: 46-51 1B8: 17-24 PB: 52 1B9: 25-31 WP: 53-54 Balk: 32 Out: 55-88	1BF: 11 K: 31-38 1B7: 12-16 BB: 41-48 1B8: 17-22 PB: 51 1B9: 23-27 WP: 52-53 Balk: 28 Out: 54-88
7-6, 4.98 ERA, 1.56 WHIP 81.1 IP, 88 H, 33 K, 39 BB	6-1, 14 SV, 3.24 ERA, 1.31 WHIP 66.2 IP, 59 H, 61 K, 28 BB	4-6, 6.44 ERA, 1.55 WHIP 65.2 IP, 82 H, 40 K, 20 BB	4-3, 5.08 ERA, 1.69 WHIP 56.2 IP, 69 H, 27 K, 27 BB
1995 Colorado Rockies Mark Thompson	1995 Colorado Rockies Bryan Hickerson	1995 Colorado Rockies Lance Painter	1995 Colorado Rockies Mike Munoz
Throws: R Bats: R Starts: 5 Relief: 16	Throws: L Bats: L Starts: 0 Relief: 56	Throws: L Bats: L Starts: 1 Relief: 32	Throws: L Bats: L Starts: 0 Relief: 64
PB: 2-5 SR: 15 RR: 8 CD: 1 ERR: 0 INJ: 5	PB: 2-5 SR: 0 RR: 5 CD: 1 ERR: 0 INJ: 1	PB: 2-6 SR: 9 RR: 5 CD: 0 ERR: 0 INJ: 4	PB: 2-5 SR: 0 RR: 4 CD: 0 ERR: 0 INJ: 1
1BF: 11 K: 33-44 1B7: 12-17 BB: 45-53 1B8: 18-24 PB: 54 1B9: 25-32 WP: 55-56 Balk: Out: 57-88	1BF: 11 K: 34-52 1B7: 12-17 BB: 53-64 1B8: 18-24 PB: 65 1B9: 25-32 WP: 66-67 Balk: 33 Out: 68-88	1BF: 11 K: 31-46 1B7: 12-16 BB: 47-51 1B8: 17-22 PB: 1B9: 23-27 WP: 52-53 Balk: 28 Out: 54-88	1BF: 11 K: 32-48 1B7: 12-16 BB: 51-63 1B8: 17-24 PB: 64 1B9: 25-31 WP: 65-66 Balk: Out: 67-88
2-3, 6.53 ERA, 1.86 WHIP 51 IP, 73 H, 30 K, 22 BB	3-3, 1 SV, 8.57 ERA, 2.01 WHIP 48.1 IP, 69 H, 40 K, 28 BB (38 games for CHC)	3-0, 1 SV, 4.37 ERA, 1.43 WHIP 45.1 IP, 55 H, 36 K, 10 BB	2-4, 2 SV, 7.42 ERA, 1.86 WHIP 43.2 IP, 54 H, 37 K, 27 BB