






1995 Oakland Athletics Geronimo Berroa	1995 Oakland Athletics Brent Gates	1995 Oakland Athletics Stan Javier	1995 Oakland Athletics Rickey Henderson
DH - 72 RF - 54 (E3/T4) LF - 17 (E4/T4)	2B - 132 (E2) DH - 3 1B - 1 (E0)	CF - 101 (E0/T3) LF - 32 (E0/T3)	LF - 90 (E2/T4) DH - 19
OBR: B SP: D H&R: 0 CD: 0 BD: 1 SAC: DD INJ: 2	OBR: B SP: D H&R: 0 CD: 0 BD: 0 SAC: CC INJ: 4	OBR: A SP: A H&R: 0 CD: 0 BD: 0 SAC: BB INJ: 5	OBR: A SP: A H&R: 0 CD: 0 BD: 0 SAC: DD INJ: 7
1BF: 11 3B8: 31 1B7: 12-15 HR: 32-36 1B8: 16-18 K: 37-47 1B9: 21-23 BB: 48-55 2B7: 24-25 HBP: 2B8: 26-27 Out: 56-88 2B9: 28 Cht: RP	1BF: 11 3B8: 31 1B7: 12-15 HR: 32 1B8: 16-18 K: 33-41 1B9: 21-23 BB: 42-44 2B7: 24-25 HBP: 2B8: 26-27 Out: 45-88 2B9: 28 Cht: SN	1BF: 11-12 3B8: 33 1B7: 13-16 HR: 34-35 1B8: 17-21 K: 36-42 1B9: 22-25 BB: 43-47 2B7: 26-27 HBP: 48 2B8: 28-31 Out: 51-88 2B9: 32 Cht: SN	1BF: 11-12 3B8: 1B7: 13-15 HR: 34-35 1B8: 16-18 K: 36-43 1B9: 21-23 BB: 44-57 2B7: 24-26 HBP: 58 2B8: 27-31 Out: 61-88 2B9: 32-33 Cht: RN
546 AB, .278 AVG, 22 HR, .801 OPS	524 AB, .254 AVG, 5 HR, .652 OPS	442 AB, .278 AVG, 8 HR, .740 OPS	407 AB, .300 AVG, 9 HR, .855 OPS
1995 Oakland Athletics Mike Bordick	1995 Oakland Athletics Scott Brosius	1995 Oakland Athletics Terry Steinbach	1995 Oakland Athletics Mark McGwire 
SS - 126 (E2) DH - 1	3B-60 (E8) CF-22 (E4/T3) RF-22 (E4) DH-2 1B-18 (E4) LF-8 (E0) 2B-3 (E0) SS-3 (E0)	C - 111 (E1/TB) 1B - 2 (E10)	1B - 91 (E3) DH - 10
OBR: B SP: C H&R: 0 CD: 2 BD: 0 SAC: BB INJ: 5	OBR: B SP: D H&R: 0 CD: 1 BD: 0 SAC: DD INJ: 6	OBR: D SP: E H&R: 0 CD: 1 BD: 0 SAC: DD INJ: 6	OBR: C SP: D H&R: 0 CD: 1 BD: 2 SAC: DD INJ: 7
1BF: 11 3B8: 1B7: 12-16 HR: 31-32 1B8: 17-21 K: 33-34 1B9: 22-25 BB: 35-36 2B7: 26 HBP: 37 2B8: 27 Out: 38-88 2B9: 28 Cht: RN	1BF: 11 3B8: 25 1B7: 12-13 HR: 26-32 1B8: 14-15 K: 33-42 1B9: 16-17 BB: 43-47 2B7: 18-21 HBP: 48-51 2B8: 22-23 Out: 52-88 2B9: 24 Cht: RP	1BF: 11 3B8: 1B7: 12-14 HR: 33-36 1B8: 15-17 K: 37-51 1B9: 18-22 BB: 2B7: 23-25 HBP: 52 2B8: 26-28 Out: 53-88 2B9: 31-32 Cht: RP	1BF: 3B8: 1B7: HR: 15-28 1B8: K: 31-44 1B9: BB: 45-68 2B7: 11-12 HBP: 71-73 2B8: 13 Out: 74-88 2B9: 14 Cht: RP
428 AB, .264 AVG, 8 HR, .675 OPS	389 AB, .262 AVG, 17 HR, .794 OPS	406 AB, .278 AVG, 15 HR, .780 OPS	317 AB, .274 AVG, 39 HR, 1.125 OPS
1995 Oakland Athletics Danny Tartabull	1995 Oakland Athletics Craig Paquette	1995 Oakland Athletics Jason Giambi	1995 Oakland Athletics Mike Aldrete
DH - 61 RF - 19 (E0/T4)	3B-75 (E7) LF-18 (E0/T4) SS-8 (E0) 1B - 3 (E0) RF - 2 (E0/T4)	3B - 30 (E4) 1B - 26 (E2) DH - 2	1B - 36 (E3) LF - 11 (E6/T2) RF - 6 (E0/T2) DH - 2
OBR: C SP: E H&R: 0 CD: 0 BD: 0 SAC: DD INJ: 7	OBR: B SP: D H&R: 0 CD: 1 BD: 0 SAC: BB INJ: 7	OBR: B SP: D H&R: 0 CD: 1 BD: 0 SAC: CC INJ: 8	OBR: C SP: D H&R: 0 CD: 0 BD: 0 SAC: DD INJ: 7
1BF: 11 3B8: 1B7: 12-13 HR: 25-27 1B8: 14 K: 28-54 1B9: 15-16 BB: 55-66 2B7: 17-18 HBP: 2B8: 21-22 Out: 67-88 2B9: 23-24 Cht: RN	1BF: 11 3B8: 1B7: 12-13 HR: 24-28 1B8: 14 K: 31-62 1B9: 15-16 BB: 2B7: 17-18 HBP: 2B8: 21-22 Out: 63-88 2B9: 23 Cht: RP	1BF: 11 3B8: 1B7: 12-13 HR: 24-27 1B8: 14-15 K: 28-37 1B9: 16-17 BB: 38-51 2B7: 18 HBP: 52-53 2B8: 21-22 Out: 54-88 2B9: 23 Cht: LP	1BF: 11 3B8: 1B7: 12-14 HR: 27-31 1B8: 15-16 K: 32-45 1B9: 17-18 BB: 46-54 2B7: 21-22 HBP: 55 2B8: 23-24 Out: 56-88 2B9: 25-26 Cht: LN
280 AB, .236 AVG, 8 HR, .714 OPS (59 games for NYY)	283 AB, .226 AVG, 13 HR, .673 OPS	176 AB, .256 AVG, 6 HR, .761 OPS	149 AB, .268 AVG, 4 HR, .752 OPS (18 games for CAL*)

1995 Oakland Athletics Mike Gallego	1995 Oakland Athletics Eric Helfand	1995 Oakland Athletics George Williams	1995 Oakland Athletics Andy Tomberlin
2B - 18 (E4) SS - 14 (E0) 3B - 12 (E10)	C - 36 (E1/TB)	C - 13 (E4/TB) DH - 10	RF - 20 (E0/T3) CF - 18 (E3/T3) DH - 2
OBR: B SP: E H&R: 0 CD: 0 BD: 0 SAC: AA INJ: 8	OBR: A SP: D H&R: 0 CD: 1 BD: 0 SAC: AA INJ: 8	OBR: B SP: D H&R: 0 CD: 0 BD: 0 SAC: DD INJ: 8	OBR: A SP: C H&R: 0 CD: 0 BD: 0 SAC: AA INJ: 8
1BF: 11-12 3B8: 1B7: 13-17 HR: 1B8: 18-23 K: 28-43 1B9: 24-27 BB: 44-45 2B7: HBP: 46 2B8: Out: 47-88 2B9: Cht: RN	1BF: 3B8: 16 1B7: 11 HR: 1B8: K: 17-43 1B9: 12 BB: 44-52 2B7: 13 HBP: 53 2B8: 14 Out: 54-88 2B9: 15 Cht: LN	1BF: 11 3B8: 28 1B7: 12-14 HR: 31-34 1B8: 15-16 K: 35-56 1B9: 17-18 BB: 57-66 2B7: 21-23 HBP: 67-71 2B8: 24-25 Out: 72-88 2B9: 26-27 Cht: SP	1BF: 11 3B8: 1B7: 12-13 HR: 18-25 1B8: 14-15 K: 26-51 1B9: 16-17 BB: 2B7: HBP: 2B8: Out: 52-88 2B9: Cht: LP
120 AB, .233 AVG, 0 HR, .526 OPS	86 AB, .163 AVG, 0 HR, .475 OPS	79 AB, .291 AVG, 3 HR, .877 OPS	85 AB, .212 AVG, 4 HR, .608 OPS
1995 Oakland Athletics Todd Stottlemyre	1995 Oakland Athletics Todd Van Poppel	1995 Oakland Athletics  Steve Ontiveros	1995 Oakland Athletics Ron Darling
Throws: R Bats: L Starts: 31 Relief: 0	Throws: R Bats: R Starts: 14 Relief: 22	Throws: R Bats: R Starts: 22 Relief: 0	Throws: R Bats: R Starts: 21 Relief: 0
PB: 2-6 SR: 18 RR: 0 CD: 0 ERR: 6 INJ: 1	PB: 2-6 SR: 15 RR: 9 CD: 0 ERR: 6 INJ: 0	PB: 2-7 SR: 15 RR: 0 CD: 2 ERR: 0 INJ: 4	PB: 2-5 SR: 15 RR: 0 CD: 1 ERR: 0 INJ: 5
1BF: 11 K: 26-47 1B7: 12-15 BB: 48-55 1B8: 16-21 PB: 56 1B9: 22-25 WP: 57-58 Balk: Out: 61-88	1BF: 11 K: 24-43 1B7: 12-14 BB: 44-51 1B8: 15-18 PB: 52 1B9: 21-23 WP: 53-54 Balk: Out: 55-88	1BF: 11 K: 26-37 1B7: 12-15 BB: 38-43 1B8: 16-21 PB: 44 1B9: 22-25 WP: 45-46 Balk: Out: 47-88	1BF: 11 K: 31-44 1B7: 12-16 BB: 45-53 1B8: 17-23 PB: 54 1B9: 24-28 WP: 55-56 Balk: Out: 57-88
14-7, 4.55 ERA, 1.47 WHIP 209.2 IP, 228 H, 205 K, 80 BB	4-8, 4.88 ERA, 1.31 WHIP 138.1 IP, 125 H, 122 K, 56 BB	9-6, 4.37 ERA, 1.40 WHIP 129.2 IP, 144 H, 77 K, 38 BB	4-7, 6.23 ERA, 1.64 WHIP 104 IP, 124 H, 69 K, 46 BB
1995 Oakland Athletics Dave Stewart	1995 Oakland Athletics Carlos Reyes	1995 Oakland Athletics Ariel Prieto	1995 Oakland Athletics Doug Johns
Throws: R Bats: R Starts: 16 Relief: 0	Throws: R Bats: R Starts: 1 Relief: 39	Throws: R Bats: R Starts: 9 Relief: 5	Throws: L Bats: R Starts: 9 Relief: 2
PB: 2-5 SR: 16 RR: 0 CD: 0 ERR: 0 INJ: 7	PB: 2-6 SR: 12 RR: 7 CD: 0 ERR: 0 INJ: 3	PB: 2-6 SR: 15 RR: 8 CD: 0 ERR: 10 INJ: 8	PB: 2-6 SR: 14 RR: 8 CD: 0 ERR: 6 INJ: 8
1BF: 11 K: 32-46 1B7: 12-16 BB: 47-56 1B8: 17-23 PB: 57 1B9: 24-28 WP: 58-61 Balk: 31 Out: 62-88	1BF: 11 K: 26-41 1B7: 12-15 BB: 42-48 1B8: 16-21 PB: 51 1B9: 22-25 WP: 52-53 Balk: Out: 54-88	1BF: 11 K: 26-38 1B7: 12-15 BB: 41-51 1B8: 16-18 PB: 52 1B9: 21-24 WP: 53-54 Balk: 25 Out: 55-88	1BF: 11 K: 25-33 1B7: 12-14 BB: 34-43 1B8: 15-18 PB: 44 1B9: 21-23 WP: 45-46 Balk: 24 Out: 47-88
3-7, 6.89 ERA, 1.73 WHIP 81 IP, 101 H, 58 K, 39 BB	4-6, 5.09 ERA, 1.44 WHIP 69 IP, 71 H, 48 K, 28 BB	2-6, 4.97 ERA, 1.53 WHIP 58 IP, 57 H, 37 K, 32 BB	5-3, 4.61 ERA, 1.28 WHIP 54.2 IP, 44 H, 25 K, 26 BB

1995 Oakland Athletics Mark Acre	1995 Oakland Athletics Dennis Eckersley	1995 Oakland Athletics Steve Wojciechowski	1995 Oakland Athletics Rick Honeycutt
Throws: R Bats: R Starts: 0 Relief: 43	Throws: R Bats: R Starts: 0 Relief: 52	Throws: L Bats: L Starts: 7 Relief: 7	Throws: L Bats: L Starts: 0 Relief: 52
PB: 2-6 SR: 0 RR: 6 CD: 0 ERR: 0 INJ: 3	PB: 2-6 SR: 0 RR: 4 CD: 2 ERR: 10 INJ: 2	PB: 2-6 SR: 14 RR: 8 CD: 0 ERR: 0 INJ: 8	PB: 2-8 SR: 0 RR: 4 CD: 0 ERR: 10 INJ: 2
1BF: 11 K: 26-45 1B7: 12-15 BB: 46-56 1B8: 16-18 PB: 57 1B9: 21-24 WP: 58-61 Balk: 25 Out: 62-88	1BF: 11 K: 26-43 1B7: 12-15 BB: 44-46 1B8: 16-21 PB: 1B9: 22-25 WP: 47 Balk: Out: 48-88	1BF: 11 K: 26-31 1B7: 12-15 BB: 32-43 1B8: 16-21 PB: 44 1B9: 22-25 WP: 45 Balk: Out: 46-88	1BF: 11 K: 23-31 1B7: 12-14 BB: 32-34 1B8: 15-17 PB: 1B9: 18-22 WP: 35 Balk: Out: 36-88
1-2, 5.71 ERA, 1.54 WHIP 52 IP, 52 H, 47 K, 28 BB	4-6, 29 SV, 4.83 ERA, 1.27 WHIP 50.1 IP, 53 H, 40 K, 11 BB	2-3, 5.18 ERA, 1.62 WHIP 48.2 IP, 51 H, 13 K, 28 BB	5-1, 2 SV, 2.96 ERA, 1.07 WHIP 45.2 IP, 39 H, 21 K, 10 BB (3 games for NYY*)
1995 Oakland Athletics Jim Corsi	1995 Oakland Athletics Don Wengert	1995 Oakland Athletics Mike Mohler	1995 Oakland Athletics John Briscoe
Throws: R Bats: R Starts: 0 Relief: 38	Throws: R Bats: R Starts: 0 Relief: 19	Throws: L Bats: R Starts: 0 Relief: 28	Throws: R Bats: R Starts: 0 Relief: 16
PB: 2-9 SR: 0 RR: 5 CD: 1 ERR: 0 INJ: 3	PB: 2-7 SR: 0 RR: 6 CD: 0 ERR: 0 INJ: 5	PB: 2-8 SR: 0 RR: 4 CD: 0 ERR: 0 INJ: 4	PB: 2-5 SR: 0 RR: 7 CD: 2 ERR: 0 INJ: 6
1BF: 11 K: 18-31 1B7: 12-13 BB: 32-43 1B8: 14-15 PB: 44 1B9: 16-17 WP: 45 Balk: Out: 46-88	1BF: 11 K: 25-35 1B7: 12-15 BB: 36-43 1B8: 16-18 PB: 44 1B9: 21-24 WP: 45-46 Balk: Out: 47-88	1BF: 11 K: 21-33 1B7: 12-13 BB: 34-48 1B8: 14-16 PB: 51 1B9: 17-18 WP: 52-53 Balk: Out: 54-88	1BF: 11 K: 33-55 1B7: 12-17 BB: 56-82 1B8: 18-24 PB: 83 1B9: 25-32 WP: 84-85 Balk: Out: 86-88
2-4, 2 SV, 2.20 ERA, 1.27 WHIP 45 IP, 31 H, 26 K, 26 BB	1-1, 3.34 ERA, 1.42 WHIP 29.2 IP, 30 H, 16 K, 12 BB	1-1, 1 SV, 3.04 ERA, 1.44 WHIP 23.2 IP, 16 H, 15 K, 18 BB	0-1, 8.35 ERA, 2.51 WHIP 18.1 IP, 25 H, 19 K, 21 BB
1995 Philadelphia Phillies Charlie Hayes	1995 Philadelphia Phillies Mickey Morandini 	1995 Philadelphia Phillies Gregg Jefferies	1995 Philadelphia Phillies Kevin Stocker
3B - 141 (E4)	2B - 122 (E1)	1B - 59 (E2) LF - 55 (E0/T4)	SS - 125 (E3)
OBR: C SP: D H&R: 0 CD: 2 BD: 0 SAC: DD INJ: 2	OBR: B SP: C H&R: 0 CD: 0 BD: 0 SAC: CC INJ: 5	OBR: B SP: C H&R: 2 CD: 2 BD: 0 SAC: DD INJ: 6	OBR: B SP: C H&R: 0 CD: 0 BD: 0 SAC: AA INJ: 5
1BF: 11 3B8: 33 1B7: 12-15 HR: 34-35 1B8: 16-18 K: 36-45 1B9: 21-23 BB: 46-51 2B7: 24-26 HBP: 52 2B8: 27-28 Out: 53-88 2B9: 31-32 Cht: RN	1BF: 11 3B8: 32-33 1B7: 12-14 HR: 34 1B8: 15-16 K: 35-44 1B9: 17-21 BB: 45-47 2B7: 22-23 HBP: 48-51 2B8: 24-26 Out: 52-88 2B9: 27-31 Cht: LN	1BF: 11 3B8: 1B7: 12-16 HR: 36-38 1B8: 17-21 K: 1B9: 22-25 BB: 41-42 2B7: 26-28 HBP: 2B8: 31-33 Out: 43-88 2B9: 34-35 Cht: SN	1BF: 11 3B8: 25 1B7: 12-14 HR: 1B8: 15-16 K: 26-36 1B9: 17-18 BB: 37-43 2B7: 21-22 HBP: 44-45 2B8: 23 Out: 46-88 2B9: 24 Cht: SN
529 AB, .276 AVG, 11 HR, .746 OPS	494 AB, .283 AVG, 6 HR, .767 OPS	480 AB, .306 AVG, 11 HR, .797 OPS	412 AB, .218 AVG, 1 HR, .578 OPS

1995 Philadelphia Phillies Jim Eisenreich	1995 Philadelphia Phillies Darren Daulton 	1995 Philadelphia Phillies Mark Whiten	1995 Philadelphia Phillies Andy Van Slyke
RF - 68 (E0/T2) LF - 39 (E0/T2) CF - 6 (E0/T2)	C - 95 (E1/TB)	RF - 86 (E3/T5) DH - 1	CF - 72 (E2/T5) RF - 1 (E0/T5)
OBR: C SP: B H&R: 0 CD: 0 BD: 0 SAC: CC INJ: 5	OBR: B SP: D H&R: 0 CD: 0 BD: 0 SAC: DD INJ: 7	OBR: B SP: B H&R: 0 CD: 0 BD: 0 SAC: DD INJ: 7	OBR: B SP: B H&R: 0 CD: 1 BD: 0 SAC: DD INJ: 7
1BF: 11-12 3B8: 35 1B7: 13-16 HR: 36-38 1B8: 17-21 K: 41-42 1B9: 22-25 BB: 43-46 2B7: 26-27 HBP: 2B8: 28-32 Out: 47-88 2B9: 33-34 Cht: LN	1BF: 11 3B8: 23 1B7: 12 HR: 24-26 1B8: 13 K: 27-33 1B9: 14 BB: 34-45 2B7: 15-16 HBP: 46-47 2B8: 17-18 Out: 48-88 2B9: 21-22 Cht: LN	1BF: 11 3B8: 1B7: 12-13 HR: 25-28 1B8: 14-15 K: 31-53 1B9: 16-17 BB: 54-62 2B7: 18-21 HBP: 2B8: 22-23 Out: 63-88 2B9: 24 Cht: SP	1BF: 11 3B8: 21 1B7: 12 HR: 22-23 1B8: 13 K: 24-37 1B9: 14 BB: 38-45 2B7: 15 HBP: 46 2B8: 16-17 Out: 47-88 2B9: 18 Cht: LN
377 AB, .316 AVG, 10 HR, .839 OPS	342 AB, .249 AVG, 9 HR, .759 OPS	320 AB, .241 AVG, 12 HR, .724 OPS (32 games for BOS)	277 AB, .224 AVG, 6 HR, .652 OPS (17 games for BAL)
1995 Philadelphia Phillies Lenny Dykstra 	1995 Philadelphia Phillies Dave Hollins	1995 Philadelphia Phillies Dave Gallagher	1995 Philadelphia Phillies Lenny Webster
CF - 52 (E2/T3) LF - 9 (E0/T3)	1B - 61 (E3) DH - 3 RF - 2 (E0/T2)	RF - 29 (E0/T3) CF - 24 (E0/T3) LF - 10 (E0/T3) DH - 1	C - 43 (E1/TC)
OBR: A SP: B H&R: 1 CD: 1 BD: 0 SAC: DD INJ: 8	OBR: A SP: D H&R: 0 CD: 2 BD: 0 SAC: DD INJ: 8	OBR: E SP: D H&R: 0 CD: 1 BD: 0 SAC: BB INJ: 7	OBR: C SP: D H&R: 0 CD: 0 BD: 0 SAC: CC INJ: 8
1BF: 11 3B8: 1B7: 12-14 HR: 28 1B8: 15-16 K: 31 1B9: 17-18 BB: 32-38 2B7: 21-22 HBP: 41 2B8: 23-25 Out: 42-88 2B9: 26-27 Cht: LN	1BF: 3B8: 21 1B7: 11 HR: 22-24 1B8: 12 K: 25-35 1B9: 13 BB: 36-58 2B7: 14-15 HBP: 61-62 2B8: 16-17 Out: 63-88 2B9: 18 Cht: SN	1BF: 11 3B8: 1B7: 12-16 HR: 38 1B8: 17-22 K: 41-43 1B9: 23-26 BB: 44-48 2B7: 27-31 HBP: 2B8: 32-34 Out: 51-88 2B9: 35-37 Cht: RN	1BF: 11 3B8: 1B7: 12-14 HR: 32-34 1B8: 15-17 K: 35-46 1B9: 18-22 BB: 47-53 2B7: 23-25 HBP: 2B8: 26-27 Out: 54-88 2B9: 28-31 Cht: RN
254 AB, .264 AVG, 2 HR, .707 OPS	218 AB, .225 AVG, 7 HR, .785 OPS (5 games for BOS*)	173 AB, .306 AVG, 1 HR, .769 OPS (11 games for CAL*)	150 AB, .267 AVG, 4 HR, .744 OPS
1995 Philadelphia Phillies Tony Longmire	1995 Philadelphia Phillies Tom Marsh	1995 Philadelphia Phillies Gary Varsho	1995 Philadelphia Phillies Kevin Elster
LF - 19 (E0/T5) RF - 2 (E0/T5)	LF - 24 (E8/T4) CF - 4 (E0/T4) RF - 1 (E0/T4)	RF - 16 (E4/T2) LF - 9 (E10/T2)	SS - 29 (E1) 1B - 4 (E0) 3B - 2 (E0)
OBR: B SP: D H&R: 0 CD: 0 BD: 0 SAC: DD INJ: 8	OBR: C SP: E H&R: 0 CD: 0 BD: 0 SAC: DD INJ: 8	OBR: C SP: D H&R: 0 CD: 0 BD: 0 SAC: DD INJ: 7	OBR: A SP: D H&R: 0 CD: 0 BD: 0 SAC: AA INJ: 8
1BF: 11-12 3B8: 1B7: 13-17 HR: 41-43 1B8: 18-23 K: 44-55 1B9: 24-28 BB: 56-62 2B7: 31-32 HBP: 63 2B8: 33-35 Out: 64-88 2B9: 36-38 Cht: LN	1BF: 11-12 3B8: 34 1B7: 13-17 HR: 35-37 1B8: 18-23 K: 38-58 1B9: 24-28 BB: 2B7: 31 HBP: 2B8: 32 Out: 61-88 2B9: 33 Cht: RN	1BF: 11-12 3B8: 28 1B7: 13-16 HR: 1B8: 17-22 K: 31-38 1B9: 23-26 BB: 41 2B7: HBP: 42-43 2B8: 27 Out: 44-88 2B9: Cht: LN	1BF: 3B8: 21-22 1B7: HR: 23-24 1B8: K: 25-46 1B9: BB: 47-53 2B7: 11-13 HBP: 54-55 2B8: 14-16 Out: 56-88 2B9: 17-18 Cht: RN
104 AB, .356 AVG, 3 HR, .928 OPS	109 AB, .294 AVG, 3 HR, .738 OPS	103 AB, .252 AVG, 0 HR, .591 OPS	70 AB, .186 AVG, 1 HR, .600 OPS (10 games for NYY)

1995 Philadelphia Phillies Paul Quantrill	1995 Philadelphia Phillies Tyler Green 	1995 Philadelphia Phillies Mike Mimbs	1995 Philadelphia Phillies Curt Schilling
Throws: R Bats: L Starts: 29 Relief: 4	Throws: R Bats: R Starts: 25 Relief: 1	Throws: L Bats: L Starts: 19 Relief: 16	Throws: R Bats: R Starts: 17 Relief: 0
PB: 2-6 SR: 15 RR: 9 CD: 0 ERR: 2 INJ: 0	PB: 2-6 SR: 16 RR: 9 CD: 0 ERR: 4 INJ: 4	PB: 2-6 SR: 14 RR: 8 CD: 2 ERR: 3 INJ: 0	PB: 2-7 SR: 14 RR: 0 CD: 0 ERR: 9 INJ: 6
1BF: 11 K: 31-42 1B7: 12-16 BB: 43-45 1B8: 17-22 PB: 1B9: 23-27 WP: 46 Balk: 28 Out: 47-88	1BF: 11 K: 31-42 1B7: 12-16 BB: 43-52 1B8: 17-22 PB: 53 1B9: 23-27 WP: 54-55 Balk: 28 Out: 56-88	1BF: 11 K: 25-38 1B7: 12-15 BB: 41-51 1B8: 16-18 PB: 52 1B9: 21-24 WP: 53-54 Balk: Out: 55-88	1BF: 11 K: 24-45 1B7: 12-14 BB: 46-48 1B8: 15-17 PB: 1B9: 18-22 WP: 51 Balk: 23 Out: 52-88
11-12, 4.67 ERA, 1.43 WHIP 179.1 IP, 212 H, 103 K, 44 BB	8-9, 5.31 ERA, 1.59 WHIP 140.2 IP, 157 H, 85 K, 66 BB	9-7, 1 SV, 4.15 ERA, 1.48 WHIP 136.2 IP, 127 H, 93 K, 75 BB	7-5, 3.57 ERA, 1.05 WHIP 116 IP, 96 H, 114 K, 26 BB
1995 Philadelphia Phillies Sid Fernandez	1995 Philadelphia Phillies Mike Williams	1995 Philadelphia Phillies Ricky Bottalico	1995 Philadelphia Phillies Russ Springer
Throws: L Bats: L Starts: 18 Relief: 1	Throws: R Bats: R Starts: 8 Relief: 25	Throws: R Bats: L Starts: 0 Relief: 62	Throws: R Bats: R Starts: 6 Relief: 27
PB: 2-6 SR: 13 RR: 7 CD: 0 ERR: 10 INJ: 6	PB: 2-7 SR: 11 RR: 7 CD: 0 ERR: 4 INJ: 4	PB: 2-8 SR: 0 RR: 5 CD: 0 ERR: 0 INJ: 1	PB: 2-6 SR: 13 RR: 8 CD: 2 ERR: 0 INJ: 4
1BF: 11 K: 25-52 1B7: 12-14 BB: 53-61 1B8: 15-18 PB: 62 1B9: 21-23 WP: 63 Balk: 24 Out: 64-88	1BF: 11 K: 24-36 1B7: 12-14 BB: 37-43 1B8: 15-18 PB: 44 1B9: 21-23 WP: 45-46 Balk: Out: 47-88	1BF: 11 K: 18-41 1B7: 12-13 BB: 42-51 1B8: 14-15 PB: 52 1B9: 16-17 WP: 53 Balk: Out: 54-88	1BF: 11 K: 26-45 1B7: 12-15 BB: 46-54 1B8: 16-21 PB: 55 1B9: 22-25 WP: 56-57 Balk: Out: 58-88
6-5, 4.56 ERA, 1.32 WHIP 92.2 IP, 84 H, 110 K, 38 BB (8 games for BAL)	3-3, 3.29 ERA, 1.22 WHIP 87.2 IP, 78 H, 57 K, 29 BB	5-3, 1 SV, 2.46 ERA, 1.05 WHIP 87.2 IP, 50 H, 87 K, 42 BB	1-2, 1 SV, 5.29 ERA, 1.49 WHIP 78.1 IP, 82 H, 70 K, 35 BB (19 games for CAL)
1995 Philadelphia Phillies Toby Borland	1995 Philadelphia Phillies Heathcliff Slocumb 	1995 Philadelphia Phillies Jeff Juden	1995 Philadelphia Phillies David West
Throws: R Bats: R Starts: 0 Relief: 50	Throws: R Bats: R Starts: 0 Relief: 61	Throws: R Bats: R Starts: 10 Relief: 3	Throws: L Bats: L Starts: 8 Relief: 0
PB: 2-7 SR: 0 RR: 6 CD: 0 ERR: 10 INJ: 2	PB: 2-8 SR: 0 RR: 5 CD: 2 ERR: 5 INJ: 1	PB: 2-7 SR: 14 RR: 8 CD: 0 ERR: 0 INJ: 8	PB: 2-7 SR: 12 RR: 0 CD: 0 ERR: 10 INJ: 8
1BF: 11 K: 26-43 1B7: 12-15 BB: 44-53 1B8: 16-21 PB: 54 1B9: 22-25 WP: 55-56 Balk: Out: 57-88	1BF: 11 K: 24-45 1B7: 12-14 BB: 46-56 1B8: 15-18 PB: 57 1B9: 21-23 WP: 58-61 Balk: Out: 62-88	1BF: 11 K: 25-41 1B7: 12-14 BB: 42-51 1B8: 15-18 PB: 52 1B9: 21-23 WP: 53-54 Balk: 24 Out: 55-88	1BF: 11 K: 24-36 1B7: 12-14 BB: 37-46 1B8: 15-18 PB: 47 1B9: 21-23 WP: 48-51 Balk: Out: 52-88
1-3, 6 SV, 3.77 ERA, 1.60 WHIP 74 IP, 81 H, 59 K, 37 BB	5-6, 32 SV, 2.89 ERA, 1.52 WHIP 65.1 IP, 64 H, 63 K, 35 BB	2-4, 4.02 ERA, 1.34 WHIP 62.2 IP, 53 H, 47 K, 31 BB	3-2, 3.79 ERA, 1.40 WHIP 38 IP, 34 H, 25 K, 19 BB

1995 Philadelphia Phillies Tommy Greene	1995 Philadelphia Phillies Kyle Abbott	1995 Philadelphia Phillies Steve Frey	1995 Philadelphia Phillies Gene Harris
Throws: R Bats: R Starts: 6 Relief: 5	Throws: L Bats: L Starts: 0 Relief: 18	Throws: L Bats: R Starts: 0 Relief: 31	Throws: R Bats: R Starts: 0 Relief: 24
PB: 2-5 SR: 15 RR: 8 CD: 0 ERR: 0 INJ: 8	PB: 2-7 SR: 0 RR: 6 CD: 0 ERR: 10 INJ: 5	PB: 2-7 SR: 0 RR: 4 CD: 0 ERR: 10 INJ: 4	PB: 2-6 SR: 0 RR: 4 CD: 0 ERR: 0 INJ: 5
1BF: 11 K: 33-47 1B7: 12-16 BB: 48-61 1B8: 17-24 PB: 62 1B9: 25-31 WP: 63-64 Balk: 32 Out: 65-88	1BF: 11 K: 27-43 1B7: 12-15 BB: 44-55 1B8: 16-21 PB: 56 1B9: 22-25 WP: 57-58 Balk: 26 Out: 61-88	1BF: 11 K: 24-33 1B7: 12-14 BB: 34-38 1B8: 15-18 PB: 41 1B9: 21-23 WP: 42 Balk: Out: 43-88	1BF: 11 K: 25-36 1B7: 12-15 BB: 37-44 1B8: 16-18 PB: 45 1B9: 21-24 WP: 46-47 Balk: Out: 48-88
0-5, 8.29 ERA, 1.93 WHIP 33.2 IP, 45 H, 24 K, 20 BB	2-0, 3.81 ERA, 1.55 WHIP 28.1 IP, 28 H, 21 K, 16 BB	0-4, 1 SV, 3.18 ERA, 1.27 WHIP 28.1 IP, 26 H, 14 K, 10 BB (22 games for SF/SEA)	2-2, 4.30 ERA, 1.39 WHIP 23 IP, 23 H, 13 K, 9 BB (3 games for BAL*)
1995 Pittsburgh Pirates Jay Bell	1995 Pittsburgh Pirates Orlando Merced	1995 Pittsburgh Pirates Jeff King	1995 Pittsburgh Pirates Al Martin
SS - 136 (E2) 3B - 3 (E0)	RF - 104 (E3/T4) 1B - 35 (E2) LF - 4 (E0/T4)	3B - 84 (E6) 1B - 35 (E2) 2B - 8 (E0) SS - 2 (E10)	LF - 95 (E4/T4) CF - 42 (E2/T4)
OBR: B SP: E H&R: 0 CD: 1 BD: 0 SAC: CC INJ: 4	OBR: B SP: C H&R: 0 CD: 1 BD: 0 SAC: DD INJ: 5	OBR: C SP: D H&R: 0 CD: 1 BD: 0 SAC: DD INJ: 6	OBR: B SP: B H&R: 0 CD: 1 BD: 0 SAC: DD INJ: 5
1BF: 11 3B8: 28 1B7: 12-14 HR: 31-33 1B8: 15-16 K: 34-48 1B9: 17-21 BB: 51-55 2B7: 22-23 HBP: 56 2B8: 24-25 Out: 57-88 2B9: 26-27 Cht: RN	1BF: 11 3B8: 33 1B7: 12-15 HR: 34-37 1B8: 16-18 K: 38-45 1B9: 21-23 BB: 46-52 2B7: 24-26 HBP: 2B8: 27-28 Out: 53-88 2B9: 31-32 Cht: SP	1BF: 11 3B8: 27 1B7: 12-13 HR: 28-34 1B8: 14-15 K: 35-41 1B9: 16-17 BB: 42-48 2B7: 18-22 HBP: 2B8: 23-24 Out: 51-88 2B9: 25-26 Cht: RP	1BF: 11 3B8: 31 1B7: 12-14 HR: 32-34 1B8: 15-16 K: 35-51 1B9: 17-21 BB: 52-56 2B7: 22-23 HBP: 57 2B8: 24-26 Out: 58-88 2B9: 27-28 Cht: LN
530 AB, .262 AVG, 13 HR, .739 OPS	487 AB, .300 AVG, 15 HR, .833 OPS	445 AB, .265 AVG, 18 HR, .798 OPS	439 AB, .282 AVG, 13 HR, .792 OPS
1995 Pittsburgh Pirates Jacob Brumfield	1995 Pittsburgh Pirates Carlos Garcia	1995 Pittsburgh Pirates Mark Parent	1995 Pittsburgh Pirates Nelson Liriano
CF - 104 (E4/T4)	2B - 92 (E2) SS - 15 (E10)	C - 77 (E1/TB)	2B - 67 (E2) 3B - 5 (E0)
OBR: A SP: B H&R: 0 CD: 0 BD: 0 SAC: DD INJ: 6	OBR: C SP: C H&R: 0 CD: 2 BD: 0 SAC: BB INJ: 7	OBR: D SP: D H&R: 0 CD: 0 BD: 2 SAC: CC INJ: 7	OBR: C SP: D H&R: 0 CD: 0 BD: 0 SAC: CC INJ: 7
1BF: 11 3B8: 33 1B7: 12-15 HR: 34 1B8: 16-18 K: 35-45 1B9: 21-23 BB: 46-51 2B7: 24-26 HBP: 52 2B8: 27-28 Out: 53-88 2B9: 31-32 Cht: RN	1BF: 11 3B8: 35 1B7: 12-15 HR: 36-37 1B8: 16-18 K: 38-46 1B9: 21-24 BB: 47 2B7: 25-27 HBP: 48 2B8: 28-32 Out: 51-88 2B9: 33-34 Cht: RN	1BF: 3B8: 1B7: 11 HR: 21-28 1B8: 12 K: 31-53 1B9: 13 BB: 54-57 2B7: 14-15 HBP: 2B8: 16-17 Out: 58-88 2B9: 18 Cht: RP	1BF: 11 3B8: 1B7: 12-16 HR: 33-34 1B8: 17-21 K: 35-38 1B9: 22-25 BB: 41-44 2B7: 26-27 HBP: 45 2B8: 28-31 Out: 46-88 2B9: 32 Cht: SN
402 AB, .271 AVG, 4 HR, .707 OPS	367 AB, .294 AVG, 6 HR, .760 OPS	265 AB, .234 AVG, 18 HR, .782 OPS (12 games for CHC*)	259 AB, .286 AVG, 5 HR, .745 OPS

1995 Pittsburgh Pirates Mark Johnson	1995 Pittsburgh Pirates Dave Clark	1995 Pittsburgh Pirates Kevin Young	1995 Pittsburgh Pirates Steve Pegues
1B - 70 (E3)	LF - 34 (E6/T2) RF - 29 (E3/T2)	3B - 48 (E8) 1B - 6 (E0)	LF - 31 (E7/T3) RF - 25 (E3/T3) CF - 4 (E0/T3)
OBR: B SP: C H&R: 0 CD: 1 BD: 1 SAC: DD INJ: 7	OBR: B SP: D H&R: 0 CD: 0 BD: 0 SAC: DD INJ: 7	OBR: E SP: E H&R: 0 CD: 1 BD: 0 SAC: CC INJ: 8	OBR: D SP: E H&R: 0 CD: 1 BD: 0 SAC: DD INJ: 7
1BF: 3B8: 1B7: HR: 14-21 1B8: K: 22-46 1B9: BB: 47-61 2B7: 11 HBP: 62 2B8: 12 Out: 63-88 2B9: 13 Cht: LP	1BF: 11-12 3B8: 1B7: 13-16 HR: 31-32 1B8: 17-21 K: 33-45 1B9: 22-25 BB: 46-54 2B7: 26 HBP: 55 2B8: 27 Out: 56-88 2B9: 28 Cht: LN	1BF: 3B8: 1B7: 11-13 HR: 26-31 1B8: 14-15 K: 32-61 1B9: 16-17 BB: 2B7: 18-21 HBP: 62 2B8: 22-23 Out: 63-88 2B9: 24-25 Cht: RP	1BF: 11 3B8: 1B7: 12-14 HR: 28-33 1B8: 15-16 K: 34-52 1B9: 17-21 BB: 2B7: 22-23 HBP: 53 2B8: 24-25 Out: 54-88 2B9: 26-27 Cht: RP
221 AB, .208 AVG, 13 HR, .746 OPS	196 AB, .281 AVG, 4 HR, .731 OPS	181 AB, .232 AVG, 6 HR, .649 OPS	171 AB, .246 AVG, 6 HR, .660 OPS
1995 Pittsburgh Pirates Angelo Encarnacion	1995 Pittsburgh Pirates Midre Cummings	1995 Pittsburgh Pirates Don Slaught	1995 Pittsburgh Pirates John Wehner
C - 55 (E2/TB)	CF - 20 (E3/T3) RF - 14 (E0/T3) LF - 8 (E0/T3)	C - 33 (E1/TC)	3B - 19 (E0) LF - 18 (E0/T3) RF-3 (E0) C-1 (E0/TC) SS-1 (E0)
OBR: B SP: D H&R: 0 CD: 0 BD: 0 SAC: AA INJ: 8	OBR: C SP: D H&R: 0 CD: 0 BD: 0 SAC: DD INJ: 8	OBR: C SP: D H&R: 2 CD: 0 BD: 0 SAC: CC INJ: 8	OBR: B SP: C H&R: 0 CD: 0 BD: 0 SAC: AA INJ: 8
1BF: 11 3B8: 25 1B7: 12-13 HR: 26 1B8: 14-15 K: 27-37 1B9: 16-17 BB: 38-42 2B7: 18-21 HBP: 2B8: 22-23 Out: 43-88 2B9: 24 Cht: RN	1BF: 11 3B8: 26 1B7: 12-14 HR: 27-28 1B8: 15-16 K: 31-44 1B9: 17-18 BB: 45-47 2B7: 21 HBP: 2B8: 22-23 Out: 48-88 2B9: 24-25 Cht: LN	1BF: 11-12 3B8: 1B7: 13-18 HR: 1B8: 21-24 K: 1B9: 25-31 BB: 38-41 2B7: 32-33 HBP: 42 2B8: 34-35 Out: 43-88 2B9: 36-37 Cht: RN	1BF: 11-12 3B8: 33-35 1B7: 13-18 HR: 1B8: 21-25 K: 36-44 1B9: 26-32 BB: 45-47 2B7: HBP: 2B8: Out: 48-88 2B9: Cht: RN
159 AB, .226 AVG, 2 HR, .618 OPS	152 AB, .243 AVG, 2 HR, .645 OPS	112 AB, .304 AVG, 0 HR, .718 OPS	107 AB, .308 AVG, 0 HR, .726 OPS
1995 Pittsburgh Pirates Denny Neagle 	1995 Pittsburgh Pirates Esteban Loaiza	1995 Pittsburgh Pirates Paul Wagner	1995 Pittsburgh Pirates John Ericks
Throws: L Bats: L Starts: 31 Relief: 0	Throws: R Bats: R Starts: 31 Relief: 1	Throws: R Bats: R Starts: 25 Relief: 8	Throws: R Bats: R Starts: 18 Relief: 1
PB: 2-7 SR: 15 RR: 0 CD: 1 ERR: 2 INJ: 1	PB: 2-6 SR: 16 RR: 9 CD: 1 ERR: 0 INJ: 0	PB: 2-6 SR: 16 RR: 9 CD: 0 ERR: 0 INJ: 0	PB: 2-6 SR: 15 RR: 9 CD: 0 ERR: 10 INJ: 6
1BF: 11 K: 26-42 1B7: 12-15 BB: 43-45 1B8: 16-21 PB: 1B9: 22-25 WP: 46-47 Balk: Out: 48-88	1BF: 11 K: 31-38 1B7: 12-16 BB: 41-45 1B8: 17-22 PB: 46 1B9: 23-27 WP: 47-48 Balk: 28 Out: 51-88	1BF: 11 K: 26-42 1B7: 12-15 BB: 43-51 1B8: 16-21 PB: 52 1B9: 22-25 WP: 53-54 Balk: Out: 55-88	1BF: 11 K: 26-42 1B7: 12-15 BB: 43-52 1B8: 16-18 PB: 53 1B9: 21-24 WP: 54-55 Balk: 25 Out: 56-88
13-8, 3.43 ERA, 1.27 WHIP 209.2 IP, 221 H, 150 K, 45 BB	8-9, 5.16 ERA, 1.51 WHIP 172.2 IP, 205 H, 85 K, 55 BB	5-16, 1 SV, 4.80 ERA, 1.49 WHIP 165 IP, 174 H, 120 K, 72 BB	3-9, 4.58 ERA, 1.49 WHIP 106 IP, 108 H, 80 K, 50 BB

1995 Pittsburgh Pirates Steve Parris	1995 Pittsburgh Pirates Mike Dyer	1995 Pittsburgh Pirates Jon Lieber	1995 Pittsburgh Pirates Jeff McCurry
Throws: R Bats: R Starts: 15 Relief: 0	Throws: R Bats: R Starts: 0 Relief: 55	Throws: R Bats: L Starts: 12 Relief: 9	Throws: R Bats: R Starts: 0 Relief: 55
PB: 2-6 SR: 15 RR: 0 CD: 0 ERR: 0 INJ: 7	PB: 2-6 SR: 0 RR: 6 CD: 2 ERR: 0 INJ: 1	PB: 2-5 SR: 14 RR: 8 CD: 0 ERR: 5 INJ: 5	PB: 2-6 SR: 0 RR: 5 CD: 0 ERR: 0 INJ: 1
1BF: 11 K: 26-42 1B7: 12-15 BB: 43-48 1B8: 16-21 PB: 51 1B9: 22-25 WP: 52-53 Balk: Out: 54-88	1BF: 11 K: 27-43 1B7: 12-15 BB: 44-51 1B8: 16-21 PB: 52 1B9: 22-25 WP: 53-54 Balk: 26 Out: 55-88	1BF: 11 K: 33-45 1B7: 12-17 BB: 46-47 1B8: 18-24 PB: 1B9: 25-32 WP: 48-51 Balk: Out: 52-88	1BF: 11 K: 32-38 1B7: 12-16 BB: 41-48 1B8: 17-24 PB: 51 1B9: 25-31 WP: 52-53 Balk: Out: 54-88
6-6, 5.38 ERA, 1.49 WHIP 82 IP, 89 H, 61 K, 33 BB	4-5, 4.34 ERA, 1.49 WHIP 74.2 IP, 81 H, 53 K, 30 BB	4-7, 6.32 ERA, 1.61 WHIP 72.2 IP, 103 H, 45 K, 14 BB	1-4, 1 SV, 5.02 ERA, 1.84 WHIP 61 IP, 82 H, 27 K, 30 BB
1995 Pittsburgh Pirates Dan Plesac	1995 Pittsburgh Pirates Dan Miceli	1995 Pittsburgh Pirates Jason Christiansen	1995 Pittsburgh Pirates Rick White
Throws: L Bats: L Starts: 0 Relief: 58	Throws: R Bats: R Starts: 0 Relief: 58	Throws: L Bats: R Starts: 0 Relief: 63	Throws: R Bats: R Starts: 9 Relief: 6
PB: 2-7 SR: 0 RR: 4 CD: 1 ERR: 0 INJ: 1	PB: 2-6 SR: 0 RR: 5 CD: 0 ERR: 0 INJ: 1	PB: 2-6 SR: 0 RR: 4 CD: 0 ERR: 10 INJ: 1	PB: 2-6 SR: 14 RR: 8 CD: 1 ERR: 8 INJ: 7
1BF: 11 K: 24-44 1B7: 12-14 BB: 45-53 1B8: 15-18 PB: 54 1B9: 21-23 WP: 55 Balk: Out: 56-88	1BF: 11 K: 26-47 1B7: 12-15 BB: 48-57 1B8: 16-21 PB: 58 1B9: 22-25 WP: 61-62 Balk: Out: 63-88	1BF: 11 K: 25-45 1B7: 12-14 BB: 46-57 1B8: 15-18 PB: 58 1B9: 21-23 WP: 61-62 Balk: 24 Out: 63-88	1BF: 11 K: 28-38 1B7: 12-16 BB: 41-45 1B8: 17-22 PB: 46 1B9: 23-27 WP: 47-48 Balk: Out: 51-88
4-4, 3 SV, 3.58 ERA, 1.33 WHIP 60.1 IP, 53 H, 57 K, 27 BB	4-4, 21 SV, 4.66 ERA, 1.53 WHIP 58 IP, 61 H, 56 K, 28 BB	1-3, 4.15 ERA, 1.47 WHIP 56.1 IP, 49 H, 53 K, 34 BB	2-3, 4.75 ERA, 1.53 WHIP 55 IP, 66 H, 29 K, 18 BB
1995 Pittsburgh Pirates Jim Gott	1995 Pittsburgh Pirates Ross Powell	1995 Pittsburgh Pirates Gary Wilson	1995 Pittsburgh Pirates Lee Hancock
Throws: R Bats: R Starts: 0 Relief: 25	Throws: L Bats: L Starts: 3 Relief: 24	Throws: R Bats: R Starts: 0 Relief: 10	Throws: L Bats: L Starts: 0 Relief: 11
PB: 2-5 SR: 0 RR: 6 CD: 0 ERR: 10 INJ: 4	PB: 2-5 SR: 9 RR: 5 CD: 0 ERR: 0 INJ: 4	PB: 2-6 SR: 0 RR: 6 CD: 0 ERR: 0 INJ: 7	PB: 2-9 SR: 0 RR: 4 CD: 2 ERR: 0 INJ: 7
1BF: 11 K: 31-43 1B7: 12-16 BB: 44-51 1B8: 17-23 PB: 52 1B9: 24-28 WP: 53-54 Balk: Out: 55-88	1BF: 11 K: 31-44 1B7: 12-16 BB: 45-61 1B8: 17-23 PB: 62 1B9: 24-28 WP: 63-64 Balk: Out: 65-88	1BF: 11 K: 25-35 1B7: 12-15 BB: 36-42 1B8: 16-18 PB: 43 1B9: 21-24 WP: 44-45 Balk: Out: 46-88	1BF: 11 K: 18-26 1B7: 12-13 BB: 27 1B8: 14-15 PB: 1B9: 16-17 WP: 28-31 Balk: Out: 32-88
2-4, 3 SV, 6.03 ERA, 1.60 WHIP 31.1 IP, 38 H, 19 K, 12 BB	0-2, 6.98 ERA, 1.92 WHIP 29.2 IP, 36 H, 20 K, 21 BB (15 games for HOU)	0-1, 5.02 ERA, 1.26 WHIP 14.1 IP, 13 H, 8 K, 5 BB	0-0, 1.93 ERA, 0.86 WHIP 14 IP, 10 H, 6 K, 2 BB

1995 San Diego Padres Steve Finley	1995 San Diego Padres Ken Caminiti	1995 San Diego Padres Tony Gwynn 	1995 San Diego Padres Jody Reed
CF - 138 (E3/T4)	3B - 143 (E6)	RF - 133 (E1/T4)	2B - 130 (E1) SS - 5 (E0)
OBR: A SP: A H&R: 0 CD: 0 BD: 0 SAC: CC INJ: 3	OBR: C SP: C H&R: 0 CD: 2 BD: 2 SAC: DD INJ: 1	OBR: B SP: B H&R: 2 CD: 0 BD: 0 SAC: DD INJ: 4	OBR: B SP: D H&R: 2 CD: 0 BD: 0 SAC: CC INJ: 5
1BF: 11-12 3B8: 33-34 1B7: 13-16 HR: 35-36 1B8: 17-21 K: 37-38 1B9: 22-25 BB: 41-45 2B7: 26 HBP: 46 2B8: 27-28 Out: 47-88 2B9: 31-32 Cht: LN	1BF: 11 3B8: 1B7: 12-14 HR: 32-37 1B8: 15-17 K: 38-48 1B9: 18-22 BB: 51-58 2B7: 23-25 HBP: 2B8: 26-27 Out: 61-88 2B9: 28-31 Cht: SP	1BF: 11-12 3B8: 1B7: 13-21 HR: 44-45 1B8: 22-26 K: 1B9: 27-34 BB: 46 2B7: 35-36 HBP: 2B8: 37-41 Out: 47-88 2B9: 42-43 Cht: LN	1BF: 11 3B8: 1B7: 12-15 HR: 28 1B8: 16-18 K: 1B9: 21-23 BB: 31-38 2B7: 24-25 HBP: 41 2B8: 26 Out: 42-88 2B9: 27 Cht: RN
562 AB, .297 AVG, 10 HR, .786 OPS	526 AB, .302 AVG, 26 HR, .894 OPS	535 AB, .368 AVG, 9 HR, .888 OPS	445 AB, .256 AVG, 4 HR, .676 OPS
1995 San Diego Padres Andujar Cedeno	1995 San Diego Padres Brad Ausmus	1995 San Diego Padres Eddie Williams	1995 San Diego Padres Bip Roberts
SS - 116 (E3) 3B - 1 (E10)	C - 100 (E1/TA)	1B - 81 (E3)	LF - 48 (E2/T3) 2B - 25 (E2) SS - 7 (E4) CF - 4 (E0/T3)
OBR: B SP: D H&R: 0 CD: 0 BD: 0 SAC: DD INJ: 6	OBR: A SP: A H&R: 0 CD: 2 BD: 0 SAC: BB INJ: 7	OBR: C SP: D H&R: 0 CD: 0 BD: 0 SAC: DD INJ: 7	OBR: A SP: A H&R: 0 CD: 0 BD: 0 SAC: CC INJ: 7
1BF: 11 3B8: 25 1B7: 12-13 HR: 26-27 1B8: 14-15 K: 28-48 1B9: 16-17 BB: 51 2B7: 18-21 HBP: 52-53 2B8: 22-23 Out: 54-88 2B9: 24 Cht: RN	1BF: 11-12 3B8: 35 1B7: 13-16 HR: 36-37 1B8: 17-22 K: 38-47 1B9: 23-26 BB: 48-53 2B7: 27-28 HBP: 54 2B8: 31-32 Out: 55-88 2B9: 33-34 Cht: RN	1BF: 11 3B8: 1B7: 12-14 HR: 27-33 1B8: 15-17 K: 34-43 1B9: 18-22 BB: 44-45 2B7: 23-24 HBP: 46-47 2B8: 25 Out: 48-88 2B9: 26 Cht: RP	1BF: 11-12 3B8: 1B7: 13-18 HR: 41 1B8: 21-25 K: 42-45 1B9: 26-32 BB: 2B7: 33-34 HBP: 46 2B8: 35-36 Out: 47-88 2B9: 37-38 Cht: SN
390 AB, .210 AVG, 6 HR, .579 OPS	328 AB, .293 AVG, 5 HR, .765 OPS	296 AB, .260 AVG, 12 HR, .746 OPS	296 AB, .304 AVG, 2 HR, .718 OPS
1995 San Diego Padres Melvin Nieves	1995 San Diego Padres Phil Plantier	1995 San Diego Padres Brian Johnson	1995 San Diego Padres Scott Livingstone
LF - 62 (E2/T4) RF - 15 (E0/T4) CF - 6 (E0/T4) 1B - 2 (E10)	LF - 47 (E4/T5) RF - 12 (E7/T5)	C - 55 (E1/TB) 1B - 2 (E10)	1B - 43 (E2) 3B - 13 (E0) 2B - 4 (E0)
OBR: C SP: E H&R: 0 CD: 1 BD: 0 SAC: CC INJ: 7	OBR: B SP: D H&R: 0 CD: 1 BD: 0 SAC: DD INJ: 7	OBR: C SP: D H&R: 0 CD: 0 BD: 0 SAC: CC INJ: 8	OBR: C SP: D H&R: 0 CD: 0 BD: 0 SAC: DD INJ: 7
1BF: 3B8: 1B7: 11 HR: 17-25 1B8: 12 K: 26-65 1B9: 13 BB: 66-67 2B7: 14 HBP: 68-71 2B8: 15 Out: 72-88 2B9: 16 Cht: SP	1BF: 11 3B8: 1B7: 12-14 HR: 24-28 1B8: 15-16 K: 31-46 1B9: 17-18 BB: 47-55 2B7: 21 HBP: 56 2B8: 22 Out: 57-88 2B9: 23 Cht: LP	1BF: 11 3B8: 1B7: 12-15 HR: 31-32 1B8: 16-18 K: 33-45 1B9: 21-23 BB: 2B7: 24-25 HBP: 46 2B8: 26-27 Out: 47-88 2B9: 28 Cht: RN	1BF: 11-12 3B8: 1B7: 13-17 HR: 41-43 1B8: 18-23 K: 44-45 1B9: 24-27 BB: 46-47 2B7: 28-32 HBP: 2B8: 33-35 Out: 48-88 2B9: 36-38 Cht: LN
234 AB, .205 AVG, 14 HR, .695 OPS	216 AB, .255 AVG, 9 HR, .746 OPS (22 games for HOU)	207 AB, .251 AVG, 3 HR, .625 OPS	196 AB, .337 AVG, 5 HR, .870 OPS

1995 San Diego Padres Roberto Petagine	1995 San Diego Padres Marc Newfield	1995 San Diego Padres Archi Cianfrocco	1995 San Diego Padres Phil Clark
1B - 51 (E1) RF - 1 (E0/T2)	LF - 42 (E0/T3)	1B - 30 (E0) SS - 15 (E5) RF-5 (E0/T5) 2B-3 (E0) LF-2 (E0)	RF - 21 (E0/T2) LF - 14 (E0/T2) 1B - 2 (E0)
OBR: C SP: D H&R: 0 CD: 0 BD: 0 SAC: BB INJ: 7	OBR: C SP: D H&R: 0 CD: 0 BD: 0 SAC: DD INJ: 8	OBR: B SP: E H&R: 0 CD: 0 BD: 0 SAC: DD INJ: 8	OBR: B SP: E H&R: 0 CD: 0 BD: 0 SAC: DD INJ: 7
1BF: 3B8: 1B7: 11 HR: 23-25 1B8: 12 K: 26-55 1B9: 13 BB: 56-74 2B7: 14-15 HBP: 2B8: 16-18 Out: 75-88 2B9: 21-22 Cht: LN	1BF: 11 3B8: 27 1B7: 12-13 HR: 28-33 1B8: 14-15 K: 34-45 1B9: 16-17 BB: 2B7: 18-22 HBP: 46 2B8: 23-24 Out: 47-88 2B9: 25-26 Cht: RP	1BF: 11 3B8: 1B7: 12-13 HR: 27-33 1B8: 14-15 K: 34-53 1B9: 16-17 BB: 54-57 2B7: 18-22 HBP: 58-61 2B8: 23-24 Out: 62-88 2B9: 25-26 Cht: RP	1BF: 11 3B8: 1B7: 12-14 HR: 25-26 1B8: 15-16 K: 27-38 1B9: 17-18 BB: 41-42 2B7: 21-22 HBP: 43 2B8: 23 Out: 44-88 2B9: 24 Cht: RN
124 AB, .234 AVG, 3 HR, .738 OPS	140 AB, .236 AVG, 4 HR, .660 OPS (24 games for SEA)	118 AB, .263 AVG, 5 HR, .782 OPS	97 AB, .216 AVG, 2 HR, .587 OPS
1995 San Diego Padres Joey Hamilton	1995 San Diego Padres Andy Ashby	1995 San Diego Padres Willie Blair	1995 San Diego Padres Glenn Dishman
Throws: R Bats: R Starts: 30 Relief: 1	Throws: R Bats: R Starts: 31 Relief: 0	Throws: R Bats: R Starts: 12 Relief: 28	Throws: L Bats: R Starts: 16 Relief: 3
PB: 2-8 SR: 15 RR: 9 CD: 0 ERR: 10 INJ: 1	PB: 2-8 SR: 14 RR: 0 CD: 0 ERR: 4 INJ: 1	PB: 2-6 SR: 13 RR: 7 CD: 0 ERR: 10 INJ: 3	PB: 2-6 SR: 15 RR: 9 CD: 0 ERR: 0 INJ: 6
1BF: 11 K: 24-35 1B7: 12-14 BB: 36-41 1B8: 15-18 PB: 42 1B9: 21-23 WP: 43 Balk: Out: 44-88	1BF: 11 K: 24-41 1B7: 12-14 BB: 42-46 1B8: 15-18 PB: 47 1B9: 21-23 WP: 48-51 Balk: Out: 52-88	1BF: 11 K: 25-41 1B7: 12-15 BB: 42-47 1B8: 16-18 PB: 48 1B9: 21-24 WP: 51-52 Balk: Out: 53-88	1BF: 11 K: 27-35 1B7: 12-15 BB: 36-42 1B8: 16-21 PB: 43 1B9: 22-25 WP: 44-45 Balk: 26 Out: 46-88
6-9, 3.08 ERA, 1.20 WHIP 204.1 IP, 189 H, 123 K, 56 BB	12-10, 2.94 ERA, 1.26 WHIP 192.2 IP, 180 H, 150 K, 62 BB	7-5, 4.34 ERA, 1.38 WHIP 114 IP, 112 H, 83 K, 45 BB	4-8, 5.01 ERA, 1.42 WHIP 97 IP, 104 H, 43 K, 34 BB
1995 San Diego Padres Fernando Valenzuela	1995 San Diego Padres Scott Sanders	1995 San Diego Padres Brian Williams	1995 San Diego Padres Bryce Florie
Throws: L Bats: L Starts: 15 Relief: 14	Throws: R Bats: R Starts: 15 Relief: 2	Throws: R Bats: R Starts: 6 Relief: 38	Throws: R Bats: R Starts: 0 Relief: 47
PB: 2-6 SR: 12 RR: 7 CD: 1 ERR: 0 INJ: 3	PB: 2-6 SR: 13 RR: 8 CD: 0 ERR: 0 INJ: 6	PB: 2-5 SR: 11 RR: 6 CD: 0 ERR: 0 INJ: 3	PB: 2-8 SR: 0 RR: 6 CD: 0 ERR: 7 INJ: 2
1BF: 11 K: 26-38 1B7: 12-15 BB: 41-46 1B8: 16-21 PB: 47 1B9: 22-25 WP: 48-51 Balk: Out: 52-88	1BF: 11 K: 25-46 1B7: 12-14 BB: 47-53 1B8: 15-18 PB: 54 1B9: 21-23 WP: 55-56 Balk: 24 Out: 57-88	1BF: 11 K: 27-51 1B7: 12-15 BB: 52-62 1B8: 16-21 PB: 63 1B9: 22-25 WP: 64-65 Balk: 26 Out: 66-88	1BF: 11 K: 22-43 1B7: 12-13 BB: 44-54 1B8: 14-16 PB: 55 1B9: 17-18 WP: 56-57 Balk: 21 Out: 58-88
8-3, 4.98 ERA, 1.49 WHIP 90.1 IP, 101 H, 57 K, 34 BB	5-5, 4.30 ERA, 1.22 WHIP 90 IP, 79 H, 88 K, 31 BB	3-10, 6.00 ERA, 1.63 WHIP 72 IP, 79 H, 75 K, 38 BB	2-2, 1 SV, 3.01 ERA, 1.27 WHIP 68.2 IP, 49 H, 68 K, 38 BB

1995 San Diego Padres Trevor Hoffman	1995 San Diego Padres Doug Bochtler	1995 San Diego Padres Ron Villone	1995 San Diego Padres Andres Berumen
Throws: R Bats: R Starts: 0 Relief: 55	Throws: R Bats: R Starts: 0 Relief: 34	Throws: L Bats: L Starts: 0 Relief: 38	Throws: R Bats: R Starts: 0 Relief: 37
PB: 2-7 SR: 0 RR: 4 CD: 0 ERR: 0 INJ: 1	PB: 2-7 SR: 0 RR: 5 CD: 1 ERR: 0 INJ: 4	PB: 2-5 SR: 0 RR: 6 CD: 0 ERR: 10 INJ: 3	PB: 2-6 SR: 0 RR: 6 CD: 0 ERR: 10 INJ: 3
1BF: 11 K: 24-45 1B7: 12-14 BB: 46-51 1B8: 15-18 PB: 52 1B9: 21-23 WP: 53 Balk: Out: 54-88	1BF: 11 K: 24-45 1B7: 12-14 BB: 46-54 1B8: 15-18 PB: 55 1B9: 21-23 WP: 56 Balk: Out: 57-88	1BF: 11 K: 25-56 1B7: 12-15 BB: 57-73 1B8: 16-18 PB: 74 1B9: 21-24 WP: 75-76 Balk: Out: 77-88	1BF: 11 K: 24-44 1B7: 12-14 BB: 45-63 1B8: 15-18 PB: 64 1B9: 21-23 WP: 65-66 Balk: Out: 67-88
7-4, 31 SV, 3.88 ERA, 1.16 WHIP 53.1 IP, 48 H, 52 K, 14 BB	4-4, 1 SV, 3.57 ERA, 1.26 WHIP 45.1 IP, 38 H, 45 K, 19 BB	2-3, 1 SV, 5.80 ERA, 1.73 WHIP 45 IP, 44 H, 63 K, 34 BB (19 games for SEA)	2-3, 1 SV, 5.68 ERA, 1.65 WHIP 44.1 IP, 37 H, 42 K, 36 BB
1995 San Diego Padres Dustin Hermanson	1995 San Diego Padres Tim Worrell		
Throws: R Bats: R Starts: 0 Relief: 26	Throws: R Bats: R Starts: 0 Relief: 9		
PB: 2-5 SR: 0 RR: 6 CD: 2 ERR: 0 INJ: 4	PB: 2-6 SR: 0 RR: 6 CD: 0 ERR: 0 INJ: 7		
1BF: 11 K: 26-37 1B7: 12-15 BB: 38-53 1B8: 16-21 PB: 54 1B9: 22-25 WP: 55-56 Balk: Out: 57-88	1BF: 11 K: 28-51 1B7: 12-16 BB: 52-58 1B8: 17-22 PB: 61 1B9: 23-27 WP: 62-63 Balk: Out: 64-88		
3-1, 6.82 ERA, 1.80 WHIP 31.2 IP, 35 H, 19 K, 22 BB	1-0, 4.73 ERA, 1.65 WHIP 13.1 IP, 16 H, 13 K, 6 BB		
1995 Seattle Mariners  Edgar Martinez	1995 Seattle Mariners  Tino Martinez	1995 Seattle Mariners Jay Buhner	1995 Seattle Mariners Vince Coleman
DH - 138 3B - 4 (E10) 1B - 3 (E7)	1B - 139 (E2) DH - 1	RF - 120 (E2/T3) DH - 4	LF - 95 (E2/T5) RF - 13 (E8/T5) DH - 4 CF - 2 (E0/T5)
OBR: B SP: D H&R: 0 CD: 0 BD: 2 SAC: DD INJ: 0	OBR: C SP: D H&R: 0 CD: 0 BD: 2 SAC: CC INJ: 2	OBR: C SP: E H&R: 0 CD: 0 BD: 2 SAC: CC INJ: 5	OBR: A SP: A H&R: 0 CD: 1 BD: 0 SAC: BB INJ: 6
1BF: 11 3B8: 1B7: 12-14 HR: 34-41 1B8: 15-16 K: 42-47 1B9: 17-21 BB: 48-67 2B7: 22-25 HBP: 68-71 2B8: 26-28 Out: 72-88 2B9: 31-33 Cht: RP	1BF: 11 3B8: 27 1B7: 12-13 HR: 28-36 1B8: 14 K: 37-47 1B9: 15-16 BB: 48-55 2B7: 17-18 HBP: 56 2B8: 21-23 Out: 57-88 2B9: 24-26 Cht: LP	1BF: 3B8: 1B7: 11 HR: 21-31 1B8: 12 K: 32-52 1B9: 13 BB: 53-61 2B7: 14-15 HBP: 2B8: 16-17 Out: 62-88 2B9: 18 Cht: RP	1BF: 11-12 3B8: 35-36 1B7: 13-16 HR: 37 1B8: 17-22 K: 38-48 1B9: 23-26 BB: 51-52 2B7: 27-28 HBP: 53 2B8: 31-32 Out: 54-88 2B9: 33-34 Cht: SN
511 AB, .356 AVG, 29 HR, 1.107 OPS	519 AB, .293 AVG, 31 HR, .920 OPS	470 AB, .262 AVG, 40 HR, .909 OPS	455 AB, .288 AVG, 5 HR, .741 OPS (75 games for KCR)


1995 Seattle Mariners Mike Blowers	1995 Seattle Mariners Joey Cora	1995 Seattle Mariners Dan Wilson	1995 Seattle Mariners Luis Sojo
3B - 126 (E5) 1B - 7 (E6) RF - 3 (E10/T2) LF - 2 (E0/T2)	2B - 112 (E4) SS - 1 (E10) DH - 1	C - 119 (E1/TB)	SS - 80 (E2) 2B - 19 (E4) LF - 6 (E10/T5)
OBR: C SP: D H&R: 0 CD: 0 BD: 1 SAC: CC INJ: 4	OBR: A SP: B H&R: 2 CD: 0 BD: 0 SAC: AA INJ: 6	OBR: C SP: D H&R: 0 CD: 0 BD: 0 SAC: BB INJ: 6	OBR: B SP: D H&R: 2 CD: 0 BD: 0 SAC: AA INJ: 7
1BF: 11 3B8: 1B7: 12-13 HR: 26-33 1B8: 14-15 K: 34-61 1B9: 16-17 BB: 62-68 2B7: 18-21 HBP: 2B8: 22-23 Out: 71-88 2B9: 24-25 Cht: RP	1BF: 11-12 3B8: 35 1B7: 13-17 HR: 36 1B8: 18-23 K: 1B9: 24-27 BB: 37-41 2B7: 28-31 HBP: 42-43 2B8: 32-33 Out: 44-88 2B9: 34 Cht: SN	1BF: 11 3B8: 32 1B7: 12-15 HR: 33-35 1B8: 16-18 K: 36-44 1B9: 21-23 BB: 45-47 2B7: 24-25 HBP: 48 2B8: 26-27 Out: 51-88 2B9: 28-31 Cht: RN	1BF: 11 3B8: 34 1B7: 12-16 HR: 35-36 1B8: 17-21 K: 1B9: 22-25 BB: 37 2B7: 26-27 HBP: 2B8: 28-31 Out: 38-88 2B9: 32-33 Cht: RN
439 AB, .257 AVG, 23 HR, .809 OPS	427 AB, .297 AVG, 3 HR, .731 OPS	399 AB, .278 AVG, 9 HR, .752 OPS	339 AB, .289 AVG, 7 HR, .751 OPS
1995 Seattle Mariners Ken Griffey, Jr. 	1995 Seattle Mariners Alex Diaz	1995 Seattle Mariners Rich Amaral	1995 Seattle Mariners Felix Fermin
CF - 70 (E2/T4) DH - 2	CF - 68 (E1/T3) LF - 18 (E7/T3) RF - 4 (E0/T3)	LF - 53 (E2/T5) CF - 29 (E0/T5) RF - 8 (E0/T5) DH - 1	SS - 46 (E3) 2B - 29 (E1)
OBR: B SP: D H&R: 0 CD: 1 BD: 2 SAC: DD INJ: 7	OBR: A SP: B H&R: 1 CD: 1 BD: 0 SAC: AA INJ: 7	OBR: A SP: A H&R: 0 CD: 0 BD: 0 SAC: CC INJ: 7	OBR: B SP: D H&R: 2 CD: 1 BD: 0 SAC: AA INJ: 7
1BF: 11 3B8: 1B7: 12-13 HR: 22-28 1B8: 14 K: 31-43 1B9: 15-16 BB: 44-61 2B7: 17 HBP: 2B8: 18 Out: 62-88 2B9: 21 Cht: LP	1BF: 11 3B8: 1B7: 12-15 HR: 32 1B8: 16-18 K: 33 1B9: 21-23 BB: 2B7: 24-25 HBP: 34 2B8: 26-27 Out: 35-88 2B9: 28-31 Cht: SN	1BF: 11-12 3B8: 35 1B7: 13-16 HR: 36 1B8: 17-21 K: 37-43 1B9: 22-25 BB: 44-46 2B7: 26-28 HBP: 2B8: 31-32 Out: 47-88 2B9: 33-34 Cht: RN	1BF: 11 3B8: 1B7: 12-14 HR: 1B8: 15-16 K: 1B9: 17-18 BB: 2B7: 21-22 HBP: 25-26 2B8: 23 Out: 27-88 2B9: 24 Cht: RN
260 AB, .258 AVG, 17 HR, .860 OPS	270 AB, .248 AVG, 3 HR, .619 OPS	238 AB, .282 AVG, 2 HR, .725 OPS	200 AB, .195 AVG, 0 HR, .457 OPS
1995 Seattle Mariners Warren Newson	1995 Seattle Mariners Darren Bragg	1995 Seattle Mariners Doug Strange	1995 Seattle Mariners Alex Rodriguez
LF - 30 (E4/T3) RF - 18 (E0/T3) DH - 7 CF - 2 (E0/T3)	LF - 31 (E2/T5) RF - 17 (E0/T5) DH - 2	3B - 41 (E5) 2B - 5 (E0) LF - 4 (E0/T2) DH - 1	SS - 46 (E5) DH - 1
OBR: A SP: D H&R: 0 CD: 0 BD: 0 SAC: DD INJ: 7	OBR: A SP: A H&R: 0 CD: 2 BD: 0 SAC: CC INJ: 8	OBR: C SP: E H&R: 0 CD: 0 BD: 0 SAC: CC INJ: 7	OBR: B SP: C H&R: 0 CD: 0 BD: 0 SAC: CC INJ: 8
1BF: 11 3B8: 22 1B7: 12-14 HR: 23-25 1B8: 15-16 K: 26-47 1B9: 17-18 BB: 48-71 2B7: HBP: 72 2B8: 21 Out: 73-88 2B9: Cht: LN	1BF: 11-12 3B8: 25 1B7: 13-14 HR: 26-27 1B8: 15-16 K: 28-48 1B9: 17-18 BB: 51-57 2B7: 21 HBP: 58-62 2B8: 22-23 Out: 63-88 2B9: 24 Cht: LN	1BF: 11 3B8: 33-34 1B7: 12-15 HR: 35-36 1B8: 16-18 K: 37-46 1B9: 21-23 BB: 47 2B7: 24-26 HBP: 48-51 2B8: 27-28 Out: 52-88 2B9: 31-32 Cht: SN	1BF: 11 3B8: 25-26 1B7: 12-13 HR: 27-32 1B8: 14-15 K: 33-63 1B9: 16-17 BB: 2B7: 18-21 HBP: 2B8: 22-23 Out: 64-88 2B9: 24 Cht: RP
157 AB, .261 AVG, 5 HR, .806 OPS (51 games for CHW)	145 AB, .234 AVG, 3 HR, .676 OPS	155 AB, .271 AVG, 2 HR, .717 OPS	142 AB, .232 AVG, 5 HR, .672 OPS

1995 Seattle Mariners Randy Johnson 	1995 Seattle Mariners Andy Benes	1995 Seattle Mariners Tim Belcher	1995 Seattle Mariners Chris Bosio
Throws: L Bats: R Starts: 30 Relief: 0	Throws: R Bats: R Starts: 31 Relief: 0	Throws: R Bats: R Starts: 28 Relief: 0	Throws: R Bats: R Starts: 31 Relief: 0
PB: 2-9 SR: 13 RR: 0 CD: 0 ERR: 3 INJ: 2	PB: 2-6 SR: 16 RR: 0 CD: 0 ERR: 4 INJ: 1	PB: 2-6 SR: 17 RR: 0 CD: 2 ERR: 3 INJ: 3	PB: 2-6 SR: 16 RR: 0 CD: 1 ERR: 3 INJ: 1
1BF: 11 K: 22-53 1B7: 12-13 BB: 54-57 1B8: 14-16 PB: 58 1B9: 17-18 WP: 61 Balk: 21 Out: 62-88	1BF: 11 K: 26-46 1B7: 12-15 BB: 47-55 1B8: 16-21 PB: 56 1B9: 22-25 WP: 57-58 Balk: Out: 61-88	1BF: 11 K: 26-36 1B7: 12-15 BB: 37-46 1B8: 16-21 PB: 47 1B9: 22-25 WP: 48-51 Balk: Out: 52-88	1BF: 11 K: 31-38 1B7: 12-16 BB: 41-47 1B8: 17-23 PB: 48 1B9: 24-28 WP: 51-52 Balk: Out: 53-88
18-2, 2.48 ERA, 1.05 WHIP 214.1 IP, 159 H, 294 K, 65 BB	11-9, 4.76 ERA, 1.49 WHIP 181.2 IP, 193 H, 171 K, 78 BB (19 games for SDP)	10-12, 4.52 ERA, 1.54 WHIP 179.1 IP, 188 H, 96 K, 88 BB	10-8, 4.92 ERA, 1.65 WHIP 170 IP, 211 H, 85 K, 69 BB
1995 Seattle Mariners Salomon Torres	1995 Seattle Mariners Jeff Nelson	1995 Seattle Mariners Bob Wells	1995 Seattle Mariners Bobby Ayala
Throws: R Bats: R Starts: 14 Relief: 6	Throws: R Bats: R Starts: 0 Relief: 62	Throws: R Bats: R Starts: 4 Relief: 26	Throws: R Bats: R Starts: 0 Relief: 63
PB: 2-5 SR: 16 RR: 9 CD: 2 ERR: 0 INJ: 5	PB: 2-9 SR: 0 RR: 5 CD: 0 ERR: 8 INJ: 1	PB: 2-6 SR: 16 RR: 9 CD: 0 ERR: 0 INJ: 4	PB: 2-7 SR: 0 RR: 5 CD: 0 ERR: 8 INJ: 1
1BF: 11 K: 33-44 1B7: 12-16 BB: 45-57 1B8: 17-24 PB: 58 1B9: 25-31 WP: 61 Balk: 32 Out: 62-88	1BF: 11 K: 21-47 1B7: 12-13 BB: 48-54 1B8: 14-16 PB: 55 1B9: 17-18 WP: 56 Balk: Out: 57-88	1BF: 11 K: 26-35 1B7: 12-15 BB: 36-46 1B8: 16-21 PB: 47 1B9: 22-25 WP: 48 Balk: Out: 51-88	1BF: 11 K: 25-48 1B7: 12-15 BB: 51-57 1B8: 16-18 PB: 58 1B9: 21-24 WP: 61-62 Balk: Out: 63-88
3-9, 6.30 ERA, 1.86 WHIP 80 IP, 100 H, 47 K, 49 BB (4 games for SFG)	7-3, 2 SV, 2.17 ERA, 1.08 WHIP 78.2 IP, 58 H, 96 K, 27 BB	4-3, 5.75 ERA, 1.66 WHIP 76.2 IP, 88 H, 38 K, 39 BB	6-5, 19 SV, 4.44 ERA, 1.45 WHIP 71 IP, 73 H, 77 K, 30 BB
1995 Seattle Mariners Norm Charlton	1995 Seattle Mariners Bill Risley	1995 Seattle Mariners Rafael Carmona	1995 Seattle Mariners Bob Wolcott
Throws: L Bats: S Starts: 0 Relief: 55	Throws: R Bats: R Starts: 0 Relief: 45	Throws: R Bats: L Starts: 3 Relief: 12	Throws: R Bats: R Starts: 6 Relief: 1
PB: 2-7 SR: 0 RR: 5 CD: 0 ERR: 0 INJ: 1	PB: 2-8 SR: 0 RR: 5 CD: 0 ERR: 0 INJ: 2	PB: 2-6 SR: 19 RR: 10 CD: 1 ERR: 7 INJ: 6	PB: 2-7 SR: 15 RR: 9 CD: 0 ERR: 0 INJ: 8
1BF: 11 K: 23-44 1B7: 12-14 BB: 45-53 1B8: 15-16 PB: 54 1B9: 17-21 WP: 55-56 Balk: 22 Out: 57-88	1BF: 11 K: 23-46 1B7: 12-14 BB: 47-52 1B8: 15-17 PB: 53 1B9: 18-22 WP: 54-55 Balk: Out: 56-88	1BF: 11 K: 31-42 1B7: 12-16 BB: 43-57 1B8: 17-22 PB: 58 1B9: 23-27 WP: 61-62 Balk: 28 Out: 63-88	1BF: 11 K: 27-37 1B7: 12-15 BB: 38-45 1B8: 16-22 PB: 46 1B9: 23-26 WP: 47 Balk: Out: 48-88
4-6, 14 SV, 3.36 ERA, 1.11 WHIP 69.2 IP, 46 H, 70 K, 31 BB (25 games for PHI)	2-1, 1 SV, 3.13 ERA, 1.21 WHIP 60.1 IP, 55 H, 65 K, 18 BB	2-4, 1 SV, 5.66 ERA, 1.87 WHIP 47.2 IP, 55 H, 28 K, 34 BB	3-2, 4.42 ERA, 1.56 WHIP 36.2 IP, 43 H, 19 K, 14 BB


1995 Seattle Mariners Bill Krueger	1995 Seattle Mariners Tim Davis	1995 Seattle Mariners Lee Guetterman	
Throws: L Bats: L Starts: 5 Relief: 7	Throws: L Bats: L Starts: 5 Relief: 0	Throws: L Bats: L Starts: 0 Relief: 23	
PB: 2-5 SR: 13 RR: 7 CD: 2 ERR: 0 INJ: 8	PB: 2-5 SR: 17 RR: 0 CD: 0 ERR: 0 INJ: 8	PB: 2-5 SR: 0 RR: 4 CD: 2 ERR: 0 INJ: 5	
1BF: 11 K: 36-47 1B7: 12-18 BB: 48-53 1B8: 21-26 PB: 54 1B9: 27-35 WP: 55-56 Balk: Out: 57-88	1BF: 11 K: 32-47 1B7: 12-16 BB: 48-64 1B8: 17-24 PB: 65 1B9: 25-31 WP: 66 Balk: Out: 67-88	1BF: 11 K: 31-43 1B7: 12-16 BB: 44-56 1B8: 17-23 PB: 57 1B9: 24-28 WP: 58 Balk: Out: 61-88	
2-1, 6.18 ERA, 2.10 WHIP 27.2 IP, 50 H, 16 K, 8 BB (6 games for SDP)	2-1, 6.38 ERA, 2.00 WHIP 24 IP, 30 H, 19 K, 18 BB	0-0, 1 SV, 6.88 ERA, 1.88 WHIP 17 IP, 21 H, 11 K, 11 BB	
1995 San Francisco Giants Barry Bonds 	1995 San Francisco Giants Royce Clayton	1995 San Francisco Giants Glenallen Hill	1995 San Francisco Giants Mark Carreon
LF - 143 (E3/T5)	SS - 136 (E3)	RF - 124 (E5/T4) CF - 1 (E0/T4)	1B - 81 (E2) RF - 19 (E7/T3) LF - 3 (E0/T3)
OBR: A SP: A H&R: 0 CD: 1 BD: 2 SAC: DD INJ: 0	OBR: B SP: A H&R: 0 CD: 2 BD: 0 SAC: CC INJ: 4	OBR: B SP: A H&R: 0 CD: 0 BD: 2 SAC: DD INJ: 5	OBR: D SP: E H&R: 2 CD: 2 BD: 0 SAC: DD INJ: 6
1BF: 11-12 3B8: 24 1B7: 13 HR: 25-33 1B8: 14 K: 34-41 1B9: 15 BB: 42-62 2B7: 16-17 HBP: 63 2B8: 18-21 Out: 64-88 2B9: 22-23 Cht: LP	1BF: 11-12 3B8: 32 1B7: 13-15 HR: 33 1B8: 16-17 K: 34-51 1B9: 18-22 BB: 52-53 2B7: 23-25 HBP: 54 2B8: 26-27 Out: 55-88 2B9: 28-31 Cht: RN	1BF: 11-12 3B8: 28 1B7: 13-14 HR: 31-36 1B8: 15-16 K: 37-52 1B9: 17-18 BB: 53-54 2B7: 21-23 HBP: 2B8: 24-25 Out: 55-88 2B9: 26-27 Cht: RP	1BF: 11 3B8: 1B7: 12-15 HR: 33-37 1B8: 16-18 K: 1B9: 21-23 BB: 2B7: 24-26 HBP: 38 2B8: 27-28 Out: 41-88 2B9: 31-32 Cht: RP
506 AB, .294 AVG, 33 HR, 1.009 OPS	509 AB, .244 AVG, 5 HR, .640 OPS	497 AB, .264 AVG, 24 HR, .800 OPS	396 AB, .301 AVG, 17 HR, .833 OPS
1995 San Francisco Giants Kirt Manwaring	1995 San Francisco Giants Robby Thompson	1995 San Francisco Giants Deion Sanders	1995 San Francisco Giants 
C - 118 (E1/TB)	2B - 91 (E1)	CF - 85 (E3/T3)	3B - 74 (E4)
OBR: D SP: D H&R: 0 CD: 1 BD: 0 SAC: BB INJ: 6	OBR: B SP: E H&R: 0 CD: 0 BD: 0 SAC: AA INJ: 7	OBR: A SP: A H&R: 0 CD: 0 BD: 0 SAC: CC INJ: 7	OBR: C SP: D H&R: 0 CD: 1 BD: 2 SAC: DD INJ: 7
1BF: 11 3B8: 31 1B7: 12-15 HR: 32 1B8: 16-18 K: 33-45 1B9: 21-23 BB: 46 2B7: 24-25 HBP: 47-51 2B8: 26-27 Out: 52-88 2B9: 28 Cht: RN	1BF: 11 3B8: 1B7: 12-13 HR: 25-27 1B8: 14-15 K: 28-45 1B9: 16-17 BB: 46-54 2B7: 18-21 HBP: 55 2B8: 22-23 Out: 56-88 2B9: 24 Cht: RN	1BF: 11-12 3B8: 28-32 1B7: 13-15 HR: 33-34 1B8: 16-18 K: 35-45 1B9: 21-23 BB: 46-47 2B7: 24 HBP: 48 2B8: 25-26 Out: 51-88 2B9: 27 Cht: LN	1BF: 11 3B8: 1B7: 12-15 HR: 33-43 1B8: 16-18 K: 44-57 1B9: 21-23 BB: 58-64 2B7: 24-26 HBP: 65 2B8: 27-28 Out: 66-88 2B9: 31-32 Cht: RP
379 AB, .251 AVG, 4 HR, .647 OPS	336 AB, .223 AVG, 8 HR, .656 OPS	343 AB, .268 AVG, 6 HR, .727 OPS (33 games for CIN)	283 AB, .336 AVG, 23 HR, 1.046 OPS


1995 San Francisco Giants Steve Scarfone	1995 San Francisco Giants J.R. Phillips	1995 San Francisco Giants John Patterson	1995 San Francisco Giants Mike Benjamin
3B - 50 (E7) 2B - 13 (E5) 1B - 11 (E0)	1B - 79 (E2) LF - 1 (E0/T2)	2B - 53 (E2)	3B - 43 (E4) SS - 16 (E0) 2B - 8 (E0)
OBR: B SP: D H&R: 0 CD: 1 BD: 0 SAC: BB INJ: 7	OBR: C SP: D H&R: 0 CD: 0 BD: 0 SAC: CC INJ: 7	OBR: A SP: D H&R: 0 CD: 1 BD: 0 SAC: AA INJ: 7	OBR: B SP: A H&R: 0 CD: 0 BD: 0 SAC: AA INJ: 8
1BF: 11 3B8: 26 1B7: 12-14 HR: 27-33 1B8: 15-16 K: 34-68 1B9: 17-18 BB: 71-72 2B7: 21-22 HBP: 73-75 2B8: 23-24 Out: 76-88 2B9: 25 Cht: RP	1BF: 11 3B8: 18-24 1B7: 11 HR: 25-54 1B8: 12 K: 55-57 1B9: 12 BB: 55-57 2B7: 13 HBP: 58-88 2B8: 14-15 Out: 58-88 2B9: 16-17 Cht: LP	1BF: 11 3B8: 23-24 1B7: 12-13 HR: 25 1B8: 14-15 K: 26-38 1B9: 16-17 BB: 41 2B7: 18 HBP: 42-47 2B8: 21 Out: 48-88 2B9: 22 Cht: SN	1BF: 11-12 3B8: 27-28 1B7: 13-15 HR: 31-55 1B8: 16-17 K: 31-55 1B9: 18-22 BB: 56 2B7: 23-24 HBP: 57-88 2B8: 25 Out: 57-88 2B9: 26 Cht: RN
233 AB, .266 AVG, 11 HR, .810 OPS	231 AB, .195 AVG, 9 HR, .607 OPS	205 AB, .205 AVG, 1 HR, .568 OPS	186 AB, .220 AVG, 3 HR, .557 OPS
1995 San Francisco Giants Jeff Reed	1995 San Francisco Giants Rikkert Faneyte	1995 San Francisco Giants Tom Lampkin	1995 San Francisco Giants Dave McCarty
C - 42 (E1/TA)	CF - 22 (E0/T5) RF - 11 (E0/T5) LF - 3 (E10/T5)	C - 17 (E0/TA) LF - 6 (E0/T2)	1B - 20 (E2) RF - 8 (E10/T2)
OBR: B SP: D H&R: 0 CD: 0 BD: 0 SAC: CC INJ: 8	OBR: C SP: D H&R: 0 CD: 0 BD: 0 SAC: BB INJ: 8	OBR: C SP: D H&R: 1 CD: 0 BD: 0 SAC: DD INJ: 8	OBR: A SP: D H&R: 0 CD: 0 BD: 0 SAC: DD INJ: 8
1BF: 11-12 3B8: 31-35 1B7: 13-16 HR: 36-51 1B8: 17-22 K: 36-51 1B9: 23-26 BB: 52-88 2B7: 27 HBP: 52-88 2B8: 27 Out: 52-88 2B9: 28 Cht: LN	1BF: 11 3B8: 24 1B7: 12-13 HR: 25-54 1B8: 14 K: 25-54 1B9: 15-16 BB: 55-63 2B7: 17-18 HBP: 64-88 2B8: 21-22 Out: 64-88 2B9: 23 Cht: RN	1BF: 11-12 3B8: 32 1B7: 13-16 HR: 33 1B8: 17-22 K: 34-41 1B9: 23-26 BB: 42 2B7: 27 HBP: 43-88 2B8: 28 Out: 43-88 2B9: 31 Cht: LN	1BF: 11 3B8: 27-28 1B7: 12-14 HR: 31-57 1B8: 15-16 K: 58-61 1B9: 17-18 BB: 62-63 2B7: 21-22 HBP: 64-88 2B8: 23-24 Out: 64-88 2B9: 25-26 Cht: RN
113 AB, .265 AVG, 0 HR, .659 OPS	86 AB, .198 AVG, 0 HR, .556 OPS	76 AB, .276 AVG, 1 HR, .703 OPS	75 AB, .227 AVG, 0 HR, .596 OPS (25 games for MIN)
1995 San Francisco Giants Mark Leiter	1995 San Francisco Giants Terry Mulholland	1995 San Francisco Giants William VanLandingham	1995 San Francisco Giants Jose Bautista
Throws: R Bats: R Starts: 29 Relief: 1	Throws: L Bats: R Starts: 24 Relief: 5	Throws: R Bats: R Starts: 18 Relief: 0	Throws: R Bats: R Starts: 6 Relief: 46
PB: 2-7 SR: 15 RR: 9 CD: 1 ERR: 10 INJ: 2	PB: 2-5 SR: 17 RR: 9 CD: 0 ERR: 10 INJ: 3	PB: 2-7 SR: 16 RR: 0 CD: 1 ERR: 4 INJ: 6	PB: 2-5 SR: 12 RR: 7 CD: 0 ERR: 6 INJ: 2
1BF: 11 K: 26-38 1B7: 12-15 BB: 41-44 1B8: 16-18 PB: 45 1B9: 21-24 WP: 46-47 Balk: 25 Out: 48-88	1BF: 11 K: 32-38 1B7: 12-16 BB: 41-43 1B8: 17-24 PB: 44-45 1B9: 25-31 WP: 44-45 Balk: Out: 46-88	1BF: 11 K: 26-43 1B7: 12-15 BB: 44-48 1B8: 16-18 PB: 51 1B9: 21-24 WP: 52-53 Balk: 25 Out: 54-88	1BF: 11 K: 32-38 1B7: 12-16 BB: 41-43 1B8: 17-23 PB: 44 1B9: 24-28 WP: 45-88 Balk: 31 Out: 45-88
10-12, 3.82 ERA, 1.23 WHIP 195.2 IP, 185 H, 129 K, 55 BB	5-13, 5.80 ERA, 1.53 WHIP 149 IP, 190 H, 65 K, 38 BB	6-3, 3.67 ERA, 1.34 WHIP 122.2 IP, 124 H, 95 K, 40 BB	3-8, 6.44 ERA, 1.45 WHIP 100.2 IP, 120 H, 45 K, 26 BB


1995 San Francisco Giants Trevor Wilson	1995 San Francisco Giants Jamie Brewington	1995 San Francisco Giants Sergio Valdez	1995 San Francisco Giants Rod Beck
Throws: L Bats: L Starts: 17 Relief: 0	Throws: R Bats: R Starts: 13 Relief: 0	Throws: R Bats: R Starts: 11 Relief: 2	Throws: R Bats: R Starts: 0 Relief: 60
PB: 2-7 SR: 13 RR: 0 CD: 1 ERR: 5 INJ: 6	PB: 2-6 SR: 15 RR: 0 CD: 0 ERR: 0 INJ: 8	PB: 2-6 SR: 15 RR: 9 CD: 0 ERR: 10 INJ: 8	PB: 2-6 SR: 0 RR: 4 CD: 0 ERR: 0 INJ: 1
1BF: 11 K: 27-35 1B7: 12-15 BB: 36-44 1B8: 16-21 PB: 45 1B9: 22-25 WP: 46 Balk: 26 Out: 47-88	1BF: 11 K: 24-35 1B7: 12-14 BB: 36-47 1B8: 15-18 PB: 48 1B9: 21-23 WP: 51-52 Balk: Out: 53-88	1BF: 11 K: 31-37 1B7: 12-16 BB: 38-42 1B8: 17-22 PB: 1B9: 23-27 WP: 43-44 Balk: 28 Out: 45-88	1BF: 11 K: 25-41 1B7: 12-15 BB: 42-46 1B8: 16-18 PB: 47 1B9: 21-24 WP: 48-51 Balk: Out: 52-88
3-4, 3.92 ERA, 1.45 WHIP 82.2 IP, 82 H, 38 K, 38 BB	6-4, 4.54 ERA, 1.50 WHIP 75.1 IP, 68 H, 45 K, 45 BB	4-5, 4.75 ERA, 1.43 WHIP 66.1 IP, 78 H, 29 K, 17 BB	5-6, 33 SV, 4.45 ERA, 1.38 WHIP 58.2 IP, 60 H, 42 K, 21 BB
1995 San Francisco Giants Chris Hook	1995 San Francisco Giants Shawn Barton	1995 San Francisco Giants Mark Dewey	1995 San Francisco Giants Scott Service
Throws: R Bats: R Starts: 0 Relief: 45	Throws: L Bats: R Starts: 0 Relief: 52	Throws: R Bats: R Starts: 0 Relief: 27	Throws: R Bats: R Starts: 0 Relief: 28
PB: 2-6 SR: 0 RR: 5 CD: 1 ERR: 0 INJ: 2	PB: 2-6 SR: 0 RR: 4 CD: 2 ERR: 0 INJ: 2	PB: 2-7 SR: 0 RR: 5 CD: 2 ERR: 10 INJ: 4	PB: 2-7 SR: 0 RR: 4 CD: 0 ERR: 0 INJ: 4
1BF: 11 K: 26-43 1B7: 12-15 BB: 44-54 1B8: 16-21 PB: 55 1B9: 22-25 WP: 56-57 Balk: Out: 58-88	1BF: 11 K: 25-34 1B7: 12-14 BB: 35-43 1B8: 15-18 PB: 44 1B9: 21-23 WP: 45 Balk: 24 Out: 46-88	1BF: 11 K: 25-47 1B7: 12-15 BB: 48-58 1B8: 16-18 PB: 61 1B9: 21-24 WP: 62-63 Balk: Out: 64-88	1BF: 11 K: 21-42 1B7: 12-13 BB: 43-55 1B8: 14-16 PB: 56 1B9: 17-18 WP: 57-58 Balk: Out: 61-88
5-1, 5.50 ERA, 1.61 WHIP 52.1 IP, 55 H, 40 K, 29 BB	4-1, 1 SV, 4.26 ERA, 1.26 WHIP 44.1 IP, 37 H, 22 K, 19 BB	1-0, 3.13 ERA, 1.48 WHIP 31.2 IP, 30 H, 32 K, 17 BB	3-1, 3.19 ERA, 1.23 WHIP 31 IP, 18 H, 30 K, 20 BB
1995 San Francisco Giants Joe Rosselli	1995 San Francisco Giants Steve Mintz	1995 San Francisco Giants Carlos Valdez	1995 San Francisco Giants Pat Gomez
Throws: L Bats: R Starts: 5 Relief: 4	Throws: R Bats: L Starts: 0 Relief: 14	Throws: R Bats: R Starts: 0 Relief: 11	Throws: L Bats: L Starts: 0 Relief: 18
PB: 2-5 SR: 17 RR: 9 CD: 2 ERR: 0 INJ: 8	PB: 2-5 SR: 0 RR: 7 CD: 0 ERR: 0 INJ: 6	PB: 2-5 SR: 0 RR: 6 CD: 0 ERR: 0 INJ: 7	PB: 2-6 SR: 0 RR: 4 CD: 0 ERR: 0 INJ: 5
1BF: 11 K: 34-36 1B7: 12-17 BB: 37-52 1B8: 18-24 PB: 53 1B9: 25-32 WP: 54 Balk: 33 Out: 55-88	1BF: 11 K: 32-37 1B7: 12-16 BB: 38-52 1B8: 17-24 PB: 53 1B9: 25-31 WP: 54 Balk: Out: 55-88	1BF: 11 K: 33-42 1B7: 12-16 BB: 43-53 1B8: 17-24 PB: 54 1B9: 25-31 WP: 55-56 Balk: 32 Out: 57-88	1BF: 11 K: 27-52 1B7: 12-15 BB: 53-71 1B8: 16-21 PB: 72 1B9: 22-25 WP: 73 Balk: 26 Out: 74-88
2-1, 8.70 ERA, 1.97 WHIP 30 IP, 39 H, 7 K, 20 BB	1-2, 7.45 ERA, 1.97 WHIP 19.1 IP, 26 H, 7 K, 12 BB	0-1, 6.14 ERA, 1.84 WHIP 14.2 IP, 19 H, 7 K, 8 BB	0-0, 5.14 ERA, 2.00 WHIP 14 IP, 16 H, 15 K, 12 BB


1995 St. Louis Cardinals Ray Lankford	1995 St. Louis Cardinals Bernard Gilkey	1995 St. Louis Cardinals Brian Jordan	1995 St. Louis Cardinals Scott Cooper
CF - 129 (E1/T4)	LF - 118 (E2/T5)	RF - 116 (E1/T3) CF - 13 (E0/T3)	3B - 110 (E6)
OBR: B SP: A H&R: 0 CD: 1 BD: 2 SAC: DD INJ: 5	OBR: B SP: C H&R: 0 CD: 2 BD: 0 SAC: DD INJ: 6	OBR: A SP: A H&R: 0 CD: 1 BD: 1 SAC: DD INJ: 5	OBR: D SP: E H&R: 0 CD: 2 BD: 0 SAC: DD INJ: 6
1BF: 11-12 3B8: 1B7: 13 HR: 26-33 1B8: 14 K: 34-51 1B9: 15 BB: 52-61 2B7: 16-17 HBP: 2B8: 18-22 Out: 62-88 2B9: 23-25 Cht: LP	1BF: 11 3B8: 33 1B7: 12-14 HR: 34-37 1B8: 15-17 K: 38-45 1B9: 18-22 BB: 46-48 2B7: 23-25 HBP: 51 2B8: 26-28 Out: 52-88 2B9: 31-32 Cht: RP	1BF: 11-12 3B8: 33 1B7: 13-16 HR: 34-38 1B8: 17-21 K: 41-48 1B9: 22-25 BB: 2B7: 26-27 HBP: 51-53 2B8: 28-31 Out: 54-88 2B9: 32 Cht: RP	1BF: 3B8: 24 1B7: 11-12 HR: 25 1B8: 13-14 K: 26-43 1B9: 15-16 BB: 44-53 2B7: 17 HBP: 54 2B8: 18-21 Out: 55-88 2B9: 22-23 Cht: LN
483 AB, .277 AVG, 25 HR, .873 OPS	480 AB, .298 AVG, 17 HR, .848 OPS	490 AB, .296 AVG, 22 HR, .827 OPS	374 AB, .230 AVG, 3 HR, .634 OPS
1995 St. Louis Cardinals John Mabry	1995 St. Louis Cardinals Tripp Cromer	1995 St. Louis Cardinals Jose Oquendo	1995 St. Louis Cardinals Tom Pagnozzi
1B - 73 (E2) RF - 29 (E0/T5) LF - 11 (E0/T5)	SS - 95 (E4) 2B - 11 (E3)	2B - 62 (E2) SS - 24 (E1)	C - 61 (E1/TB)
OBR: D SP: E H&R: 0 CD: 2 BD: 0 SAC: DD INJ: 5	OBR: C SP: D H&R: 0 CD: 0 BD: 0 SAC: DD INJ: 7	OBR: A SP: D H&R: 2 CD: 0 BD: 0 SAC: AA INJ: 7	OBR: D SP: E H&R: 0 CD: 1 BD: 0 SAC: DD INJ: 8
1BF: 11 3B8: 1B7: 12-16 HR: 35-36 1B8: 17-22 K: 37-41 1B9: 23-26 BB: 2B7: 27-28 HBP: 42 2B8: 31-32 Out: 43-88 2B9: 33-34 Cht: LN	1BF: 11 3B8: 1B7: 12-14 HR: 28-31 1B8: 15-16 K: 32-45 1B9: 17-18 BB: 2B7: 21-23 HBP: 46 2B8: 24-25 Out: 47-88 2B9: 26-27 Cht: RN	1BF: 11 3B8: 23 1B7: 12-13 HR: 24 1B8: 14 K: 1B9: 15-16 BB: 25-36 2B7: 17-18 HBP: 2B8: 21 Out: 37-88 2B9: 22 Cht: SN	1BF: 3B8: 27 1B7: 11-12 HR: 28 1B8: 13-14 K: 31-36 1B9: 15-16 BB: 2B7: 17-21 HBP: 37 2B8: 22-24 Out: 38-88 2B9: 25-26 Cht: RN
388 AB, .307 AVG, 5 HR, .752 OPS	345 AB, .226 AVG, 5 HR, .586 OPS	220 AB, .209 AVG, 2 HR, .616 OPS	219 AB, .215 AVG, 2 HR, .569 OPS
1995 St. Louis Cardinals Danny Sheaffer	1995 St. Louis Cardinals Jose Oliva	1995 St. Louis Cardinals Ozzie Smith 	1995 St. Louis Cardinals Darnell Coles
C - 67 (E1/TC) 1B - 3 (E0) 3B - 1 (E0)	3B - 43 (E7) 1B - 3 (E0)	SS - 41 (E4)	3B - 22 (E5) 1B - 18 (E2) LF - 1 (E0/T2)
OBR: C SP: D H&R: 0 CD: 2 BD: 0 SAC: DD INJ: 7	OBR: C SP: D H&R: 0 CD: 1 BD: 0 SAC: DD INJ: 8	OBR: A SP: D H&R: 2 CD: 2 BD: 0 SAC: AA INJ: 8	OBR: C SP: D H&R: 0 CD: 0 BD: 0 SAC: DD INJ: 8
1BF: 11 3B8: 26 1B7: 12-13 HR: 27-31 1B8: 14-15 K: 32-43 1B9: 16-17 BB: 44-51 2B7: 18-21 HBP: 2B8: 22-23 Out: 52-88 2B9: 24-25 Cht: RN	1BF: 3B8: 1B7: HR: 14-18 1B8: K: 21-43 1B9: BB: 44 2B7: 11 HBP: 45 2B8: 12 Out: 46-88 2B9: 13 Cht: RP	1BF: 11 3B8: 24 1B7: 12-13 HR: 1B8: 14-15 K: 1B9: 16-17 BB: 25-31 2B7: 18-21 HBP: 32 2B8: 22 Out: 33-88 2B9: 23 Cht: SN	1BF: 11 3B8: 1B7: 12-13 HR: 26-27 1B8: 14-15 K: 28-34 1B9: 16-17 BB: 35-42 2B7: 18-21 HBP: 43-44 2B8: 22-23 Out: 45-88 2B9: 24-25 Cht: RN
208 AB, .231 AVG, 5 HR, .667 OPS	183 AB, .142 AVG, 7 HR, .486 OPS (48 games for ATL)	156 AB, .199 AVG, 0 HR, .526 OPS	138 AB, .225 AVG, 3 HR, .657 OPS

1995 St. Louis Cardinals David Bell	1995 St. Louis Cardinals Allen Battle	1995 St. Louis Cardinals Scott Hemond	1995 St. Louis Cardinals Geronimo Pena
2B - 37 (E3) 3B - 5 (E10)	LF - 15 (E4/T2) RF - 14 (E0/T2) CF - 7 (E0/T2)	C - 38 (E1/TA) 2B - 6 (E0)	2B - 25 (E2)
OBR: C SP: E H&R: 0 CD: 2 BD: 0 SAC: DD INJ: 8	OBR: B SP: D H&R: 0 CD: 0 BD: 0 SAC: AA INJ: 8	OBR: B SP: D H&R: 0 CD: 0 BD: 0 SAC: CC INJ: 8	OBR: A SP: C H&R: 0 CD: 2 BD: 0 SAC: AA INJ: 8
1BF: 11 3B8: 31-32 1B7: 12-14 HR: 33-34 1B8: 15-17 K: 35-46 1B9: 18-22 BB: 2B7: 23-24 HBP: 47-48 2B8: 25-26 Out: 51-88 2B9: 27-28 Cht: RN	1BF: 11 3B8: 1B7: 12-16 HR: 1B8: 17-21 K: 33-47 1B9: 22-25 BB: 48-56 2B7: 26-27 HBP: 57 2B8: 28-31 Out: 58-88 2B9: 32 Cht: RN	1BF: 3B8: 1B7: 11 HR: 14-16 1B8: K: 17-41 1B9: 12 BB: 42-45 2B7: 13 HBP: 46-47 2B8: Out: 48-88 2B9: Cht: RN	1BF: 11 3B8: 28 1B7: 12-14 HR: 31 1B8: 15-16 K: 32-55 1B9: 17-21 BB: 56-67 2B7: 22-23 HBP: 68 2B8: 24-25 Out: 71-88 2B9: 26-27 Cht: SN
146 AB, .247 AVG, 2 HR, .638 OPS (2 games for CLE)	118 AB, .271 AVG, 0 HR, .672 OPS	118 AB, .144 AVG, 3 HR, .462 OPS	101 AB, .267 AVG, 1 HR, .743 OPS
1995 St. Louis Cardinals Mark Petkovsek	1995 St. Louis Cardinals Mike Morgan	1995 St. Louis Cardinals Allen Watson	1995 St. Louis Cardinals Donovan Osborne
Throws: R Bats: R Starts: 21 Relief: 5	Throws: R Bats: R Starts: 21 Relief: 0	Throws: L Bats: L Starts: 19 Relief: 2	Throws: L Bats: S Starts: 19 Relief: 0
PB: 2-7 SR: 14 RR: 8 CD: 0 ERR: 0 INJ: 4	PB: 2-7 SR: 14 RR: 0 CD: 1 ERR: 2 INJ: 5	PB: 2-6 SR: 15 RR: 9 CD: 0 ERR: 0 INJ: 5	PB: 2-7 SR: 14 RR: 0 CD: 0 ERR: 0 INJ: 6
1BF: 11 K: 26-36 1B7: 12-15 BB: 37-41 1B8: 16-18 PB: 1B9: 21-24 WP: 42 Balk: 25 Out: 43-88	1BF: 11 K: 26-35 1B7: 12-15 BB: 36-38 1B8: 16-21 PB: 1B9: 22-25 WP: 41-42 Balk: Out: 43-88	1BF: 11 K: 31-37 1B7: 12-16 BB: 38-44 1B8: 17-22 PB: 45 1B9: 23-27 WP: 46 Balk: 28 Out: 47-88	1BF: 11 K: 25-41 1B7: 12-15 BB: 42-45 1B8: 16-18 PB: 46 1B9: 21-24 WP: 47 Balk: Out: 48-88
6-6, 4.00 ERA, 1.25 WHIP 137.1 IP, 136 H, 71 K, 35 BB	7-7, 3.56 ERA, 1.27 WHIP 131.1 IP, 133 H, 61 K, 34 BB (4 games for CHC)	7-9, 4.96 ERA, 1.46 WHIP 114.1 IP, 126 H, 49 K, 41 BB	4-6, 3.81 ERA, 1.29 WHIP 113.1 IP, 112 H, 82 K, 34 BB
1995 St. Louis Cardinals Danny Jackson	1995 St. Louis Cardinals Tom Urbani	1995 St. Louis Cardinals Rich DeLucia	1995 St. Louis Cardinals Jeff Parrett
Throws: L Bats: R Starts: 19 Relief: 0	Throws: L Bats: L Starts: 13 Relief: 11	Throws: R Bats: R Starts: 1 Relief: 55	Throws: R Bats: R Starts: 0 Relief: 59
PB: 2-5 SR: 17 RR: 0 CD: 0 ERR: 10 INJ: 6	PB: 2-7 SR: 12 RR: 7 CD: 0 ERR: 0 INJ: 4	PB: 2-7 SR: 9 RR: 5 CD: 0 ERR: 10 INJ: 1	PB: 2-7 SR: 0 RR: 5 CD: 0 ERR: 10 INJ: 1
1BF: 11 K: 31-41 1B7: 12-16 BB: 42-51 1B8: 17-23 PB: 52 1B9: 24-28 WP: 53-54 Balk: Out: 55-88	1BF: 11 K: 27-41 1B7: 12-15 BB: 42-44 1B8: 16-22 PB: 1B9: 23-26 WP: 45-46 Balk: Out: 47-88	1BF: 11 K: 23-43 1B7: 12-14 BB: 44-52 1B8: 15-17 PB: 53 1B9: 18-22 WP: 54-55 Balk: Out: 56-88	1BF: 11 K: 24-44 1B7: 12-14 BB: 45-52 1B8: 15-18 PB: 53 1B9: 21-23 WP: 54-55 Balk: Out: 56-88
2-12, 5.90 ERA, 1.67 WHIP 100.2 IP, 120 H, 52 K, 48 BB	3-5, 3.70 ERA, 1.45 WHIP 82.2 IP, 99 H, 52 K, 21 BB	8-7, 3.39 ERA, 1.20 WHIP 82.1 IP, 63 H, 76 K, 36 BB	4-7, 3.64 ERA, 1.29 WHIP 76.2 IP, 71 H, 71 K, 28 BB

1995 St. Louis Cardinals Tom Henke 	1995 St. Louis Cardinals Rene Arocha	1995 St. Louis Cardinals Vicente Palacios	1995 St. Louis Cardinals Tony Fossas
Throws: R Bats: R Starts: 0 Relief: 52	Throws: R Bats: R Starts: 0 Relief: 41	Throws: R Bats: R Starts: 5 Relief: 15	Throws: L Bats: L Starts: 0 Relief: 58
PB: 2-9 SR: 0 RR: 4 CD: 1 ERR: 0 INJ: 2	PB: 2-7 SR: 0 RR: 5 CD: 0 ERR: 0 INJ: 3	PB: 2-5 SR: 12 RR: 7 CD: 0 ERR: 0 INJ: 5	PB: 2-9 SR: 0 RR: 3 CD: 2 ERR: 10 INJ: 1
1BF: 11 K: 21-38 1B7: 12-13 BB: 41-45 1B8: 14-16 PB: 46 1B9: 17-18 WP: 47 Balk: Out: 48-88	1BF: 11 K: 27-36 1B7: 12-15 BB: 37-44 1B8: 16-22 PB: 45 1B9: 23-26 WP: 46-47 Balk: Out: 48-88	1BF: 11 K: 31-47 1B7: 12-16 BB: 48-57 1B8: 17-23 PB: 58 1B9: 24-28 WP: 61 Balk: Out: 62-88	1BF: 11 K: 21-44 1B7: 12-13 BB: 45-48 1B8: 14-16 PB: 51 1B9: 17-18 WP: 52-53 Balk: Out: 54-88
1-1, 36 SV, 1.82 ERA, 1.10 WHIP 54.1 IP, 42 H, 48 K, 18 BB	3-5, 3.99 ERA, 1.47 WHIP 49.2 IP, 55 H, 25 K, 18 BB	2-3, 5.80 ERA, 1.66 WHIP 40.1 IP, 48 H, 34 K, 19 BB	3-0, 1.47 ERA, 1.04 WHIP 36.2 IP, 28 H, 40 K, 10 BB
1995 St. Louis Cardinals John Frascatore	1995 St. Louis Cardinals T.J. Mathews	1995 St. Louis Cardinals Brian Barber	
Throws: R Bats: R Starts: 4 Relief: 10	Throws: R Bats: R Starts: 0 Relief: 23	Throws: R Bats: R Starts: 4 Relief: 5	
PB: 2-6 SR: 12 RR: 7 CD: 0 ERR: 0 INJ: 6	PB: 2-9 SR: 0 RR: 5 CD: 2 ERR: 10 INJ: 5	PB: 2-6 SR: 14 RR: 8 CD: 0 ERR: 0 INJ: 8	
1BF: 11 K: 28-42 1B7: 12-16 BB: 43-52 1B8: 17-22 PB: 53 1B9: 23-27 WP: 54 Balk: Out: 55-88	1BF: 11 K: 18-38 1B7: 12-13 BB: 41-46 1B8: 14-15 PB: 47 1B9: 16-17 WP: 48-51 Balk: Out: 52-88	1BF: 11 K: 26-46 1B7: 12-15 BB: 47-57 1B8: 16-21 PB: 58 1B9: 22-25 WP: 61-62 Balk: Out: 63-88	
1-1, 4.41 ERA, 1.68 WHIP 32.2 IP, 39 H, 21 K, 16 BB	1-1, 2 SV, 1.52 ERA, 1.08 WHIP 29.2 IP, 21 H, 28 K, 11 BB	2-1, 5.22 ERA, 1.60 WHIP 29.1 IP, 31 H, 27 K, 16 BB	
1995 Texas Rangers Otis Nixon	1995 Texas Rangers Mickey Tettleton	1995 Texas Rangers Mark McLemore	1995 Texas Rangers Will Clark
CF - 138 (E2/T3)	RF - 61 (E3/T3) DH - 58 1B - 9 (E0) C - 3 (E0/TC) LF - 2 (E0/T3)	LF - 69 (E1/T2) 2B - 66 (E1) RF - 5 (E10/T2) DH - 2	1B - 122 (E2) DH - 1
OBR: A SP: A H&R: 0 CD: 0 BD: 0 SAC: BB INJ: 3	OBR: C SP: D H&R: 0 CD: 1 BD: 2 SAC: DD INJ: 4	OBR: A SP: B H&R: 0 CD: 0 BD: 0 SAC: AA INJ: 5	OBR: B SP: E H&R: 1 CD: 2 BD: 0 SAC: DD INJ: 6
1BF: 11-12 3B8: 1B7: 13-18 HR: 1B8: 21-24 K: 36-43 1B9: 25-31 BB: 44-47 2B7: 32-33 HBP: 2B8: 34 Out: 48-88 2B9: 35 Cht: SN	1BF: 3B8: 1B7: 11 HR: 17-25 1B8: K: 26-44 1B9: 12 BB: 45-66 2B7: 13-14 HBP: 67-68 2B8: 15 Out: 71-88 2B9: 16 Cht: SP	1BF: 11 3B8: 31 1B7: 12-15 HR: 32 1B8: 16-18 K: 33-38 1B9: 21-23 BB: 41-47 2B7: 24-25 HBP: 48 2B8: 26-27 Out: 51-88 2B9: 28 Cht: SN	1BF: 11 3B8: 28 1B7: 12-14 HR: 31-34 1B8: 15-16 K: 35 1B9: 17-21 BB: 36-46 2B7: 22-23 HBP: 47 2B8: 24-25 Out: 48-88 2B9: 26-27 Cht: LP
589 AB, .295 AVG, 0 HR, .695 OPS	429 AB, .238 AVG, 32 HR, .906 OPS	467 AB, .261 AVG, 5 HR, .703 OPS	454 AB, .302 AVG, 16 HR, .869 OPS

1995 Texas Rangers Ivan Rodriguez 	1995 Texas Rangers Rusty Greer	1995 Texas Rangers Benji Gil	1995 Texas Rangers Juan Gonzalez
C - 127 (E1/TA) DH - 1	RF - 101 (E3/T4) LF - 51 (E2/T4) CF - 4 (E0/T4) 1B - 3 (E10)	SS - 130 (E3)	DH - 83 LF - 5 (E0/T5)
OBR: D SP: E H&R: 1 CD: 1 BD: 0 SAC: DD INJ: 5	OBR: B SP: D H&R: 0 CD: 0 BD: 0 SAC: CC INJ: 5	OBR: C SP: E H&R: 0 CD: 2 BD: 0 SAC: AA INJ: 5	OBR: C SP: D H&R: 0 CD: 0 BD: 2 SAC: DD INJ: 7
1BF: 11 3B8: 1B7: 12-16 HR: 37-41 1B8: 17-22 K: 42 1B9: 23-26 BB: 2B7: 27-31 HBP: 43 2B8: 32-34 Out: 44-88 2B9: 35-36 Cht: RN	1BF: 11 3B8: 27 1B7: 12-14 HR: 28-32 1B8: 15-16 K: 33-41 1B9: 17-18 BB: 42-51 2B7: 21-22 HBP: 2B8: 23-24 Out: 52-88 2B9: 25-26 Cht: LN	1BF: 11 3B8: 26 1B7: 12-13 HR: 27-31 1B8: 14-15 K: 32-67 1B9: 16-17 BB: 2B7: 18-21 HBP: 2B8: 22-23 Out: 68-88 2B9: 24-25 Cht: RN	1BF: 11 3B8: 28 1B7: 12-14 HR: 31-41 1B8: 15-16 K: 42-55 1B9: 17-18 BB: 2B7: 21-23 HBP: 2B8: 24-25 Out: 56-88 2B9: 26-27 Cht: RP
492 AB, .303 AVG, 12 HR, .776 OPS	417 AB, .271 AVG, 13 HR, .780 OPS	415 AB, .219 AVG, 9 HR, .613 OPS	352 AB, .295 AVG, 27 HR, .917 OPS
1995 Texas Rangers Jeff Frye	1995 Texas Rangers Mike Pagliarulo	1995 Texas Rangers Lou Frazier	1995 Texas Rangers Dean Palmer
2B - 83 (E3)	3B - 68 (E4) 1B - 11 (E3)	LF - 53 (E3/T3) CF - 17 (E3) RF - 5 (E0) DH - 2 2B - 1 (E0)	3B - 36 (E5)
OBR: B SP: D H&R: 0 CD: 1 BD: 0 SAC: AA INJ: 7	OBR: C SP: D H&R: 0 CD: 1 BD: 0 SAC: CC INJ: 7	OBR: A SP: A H&R: 0 CD: 0 BD: 0 SAC: AA INJ: 7	OBR: B SP: D H&R: 0 CD: 2 BD: 2 SAC: DD INJ: 8
1BF: 11 3B8: 32 1B7: 12-15 HR: 33 1B8: 16-18 K: 34-38 1B9: 21-24 BB: 41-42 2B7: 25-26 HBP: 43-44 2B8: 27-28 Out: 45-88 2B9: 31 Cht: RN	1BF: 11 3B8: 1B7: 12-13 HR: 27-28 1B8: 14 K: 31-45 1B9: 15-16 BB: 2B7: 17-18 HBP: 2B8: 21-23 Out: 46-88 2B9: 24-26 Cht: LN	1BF: 11-12 3B8: 1B7: 13-15 HR: 1B8: 16-17 K: 26-38 1B9: 18-22 BB: 41-43 2B7: 23 HBP: 44-46 2B8: 24 Out: 47-88 2B9: 25 Cht: SN	1BF: 11 3B8: 1B7: 12-15 HR: 31-38 1B8: 16-18 K: 41-48 1B9: 21-23 BB: 51-64 2B7: 24-25 HBP: 65-68 2B8: 26-27 Out: 71-88 2B9: 28 Cht: RP
313 AB, .278 AVG, 4 HR, .712 OPS	241 AB, .232 AVG, 4 HR, .625 OPS	162 AB, .204 AVG, 0 HR, .514 OPS (35 games for MON)	119 AB, .336 AVG, 9 HR, 1.062 OPS
1995 Texas Rangers Luis Ortiz	1995 Texas Rangers Esteban Beltre	1995 Texas Rangers Craig Worthington	1995 Texas Rangers Dave Valle
3B - 35 (E10) DH - 3	SS - 36 (E3) 2B - 15 (E5)	3B - 28 (E2) 1B - 4 (E0)	C - 29 (E1/TB) 1B - 7 (E0)
OBR: C SP: E H&R: 0 CD: 0 BD: 0 SAC: DD INJ: 8	OBR: D SP: D H&R: 0 CD: 0 BD: 0 SAC: AA INJ: 8	OBR: E SP: D H&R: 1 CD: 0 BD: 0 SAC: AA INJ: 8	OBR: C SP: D H&R: 0 CD: 0 BD: 0 SAC: BB INJ: 8
1BF: 11 3B8: 27-28 1B7: 12-14 HR: 31 1B8: 15-16 K: 32-42 1B9: 17-18 BB: 2B7: 21-22 HBP: 2B8: 23-24 Out: 43-88 2B9: 25-26 Cht: RN	1BF: 3B8: 1B7: 11-12 HR: 1B8: 13 K: 28-37 1B9: 14-15 BB: 2B7: 16-21 HBP: 2B8: 22-24 Out: 38-88 2B9: 25-27 Cht: RN	1BF: 3B8: 1B7: 11-12 HR: 25-28 1B8: 13 K: 31 1B9: 14-15 BB: 32-36 2B7: 16-18 HBP: 2B8: 21-22 Out: 37-88 2B9: 23-24 Cht: RP	1BF: 11 3B8: 1B7: 12-15 HR: 1B8: 16-18 K: 31-51 1B9: 21-23 BB: 52-53 2B7: 24-25 HBP: 54-55 2B8: 26-27 Out: 56-88 2B9: 28 Cht: RN
108 AB, .231 AVG, 1 HR, .612 OPS	92 AB, .217 AVG, 0 HR, .554 OPS	86 AB, .233 AVG, 3 HR, .701 OPS	75 AB, .240 AVG, 0 HR, .585 OPS

		(10 games for CIN)	
1995 Texas Rangers Kenny Rogers 	1995 Texas Rangers Roger Pavlik	1995 Texas Rangers Kevin Gross	1995 Texas Rangers Bobby Witt
Throws: L Bats: L Starts: 31 Relief: 0	Throws: R Bats: R Starts: 31 Relief: 0	Throws: R Bats: R Starts: 30 Relief: 1	Throws: R Bats: R Starts: 29 Relief: 0
PB: 2-7 SR: 15 RR: 0 CD: 0 ERR: 4 INJ: 1	PB: 2-7 SR: 15 RR: 0 CD: 1 ERR: 2 INJ: 1	PB: 2-6 SR: 17 RR: 10 CD: 2 ERR: 5 INJ: 1	PB: 2-7 SR: 15 RR: 0 CD: 0 ERR: 0 INJ: 3
1BF: 11 K: 26-41 1B7: 12-15 BB: 42-47 1B8: 16-18 PB: 48 1B9: 21-24 WP: 51-52 Balk: 25 Out: 53-88	1BF: 11 K: 26-43 1B7: 12-15 BB: 44-53 1B8: 16-18 PB: 54 1B9: 21-24 WP: 55-56 Balk: 25 Out: 57-88	1BF: 11 K: 26-37 1B7: 12-15 BB: 38-47 1B8: 16-21 PB: 48 1B9: 22-25 WP: 51-52 Balk: Out: 53-88	1BF: 11 K: 26-44 1B7: 12-15 BB: 45-52 1B8: 16-21 PB: 53 1B9: 22-25 WP: 54-55 Balk: Out: 56-88
17-7, 3.38 ERA, 1.29 WHIP 208 IP, 192 H, 140 K, 76 BB	10-10, 4.37 ERA, 1.38 WHIP 191.2 IP, 174 H, 149 K, 90 BB	9-15, 5.54 ERA, 1.57 WHIP 183.2 IP, 200 H, 106 K, 89 BB	5-11, 4.13 ERA, 1.47 WHIP 172 IP, 185 H, 141 K, 68 BB (19 games for FLA)
1995 Texas Rangers Bob Tewksbury	1995 Texas Rangers Danny Darwin	1995 Texas Rangers Roger McDowell	1995 Texas Rangers Dennis Cook
Throws: R Bats: R Starts: 21 Relief: 0	Throws: R Bats: R Starts: 15 Relief: 5	Throws: R Bats: R Starts: 0 Relief: 64	Throws: L Bats: L Starts: 1 Relief: 45
PB: 2-6 SR: 16 RR: 0 CD: 1 ERR: 3 INJ: 5	PB: 2-5 SR: 19 RR: 10 CD: 0 ERR: 10 INJ: 5	PB: 2-7 SR: 0 RR: 5 CD: 2 ERR: 3 INJ: 1	PB: 2-6 SR: 9 RR: 5 CD: 0 ERR: 0 INJ: 2
1BF: 11 K: 31-37 1B7: 12-16 BB: 38 1B8: 17-23 PB: 1B9: 24-28 WP: 41-42 Balk: Out: 43-88	1BF: 11 K: 32-43 1B7: 12-16 BB: 44-48 1B8: 17-24 PB: 51 1B9: 25-31 WP: 52 Balk: Out: 53-88	1BF: 11 K: 27-38 1B7: 12-15 BB: 41-46 1B8: 16-21 PB: 47 1B9: 22-25 WP: 48 Balk: 26 Out: 51-88	1BF: 11 K: 26-46 1B7: 12-15 BB: 47-55 1B8: 16-21 PB: 56 1B9: 22-25 WP: 57 Balk: Out: 58-88
8-7, 4.58 ERA, 1.46 WHIP 129.2 IP, 169 H, 53 K, 20 BB	3-10, 7.45 ERA, 1.64 WHIP 99 IP, 131 H, 58 K, 31 BB (13 games for TOR)	7-4, 4 SV, 4.02 ERA, 1.41 WHIP 85 IP, 86 H, 49 K, 34 BB	0-2, 2 SV, 4.53 ERA, 1.54 WHIP 57.2 IP, 63 H, 53 K, 26 BB (11 games for CLE)
1995 Texas Rangers Matt Whiteside	1995 Texas Rangers Darren Oliver	1995 Texas Rangers Terry Burrows	1995 Texas Rangers Ed Vosberg
Throws: R Bats: R Starts: 0 Relief: 40	Throws: L Bats: R Starts: 7 Relief: 10	Throws: L Bats: L Starts: 3 Relief: 25	Throws: L Bats: L Starts: 0 Relief: 44
PB: 2-7 SR: 0 RR: 5 CD: 0 ERR: 0 INJ: 3	PB: 2-7 SR: 13 RR: 7 CD: 1 ERR: 0 INJ: 6	PB: 2-5 SR: 12 RR: 7 CD: 0 ERR: 0 INJ: 4	PB: 2-8 SR: 0 RR: 4 CD: 0 ERR: 10 INJ: 3
1BF: 11 K: 24-43 1B7: 12-14 BB: 44-48 1B8: 15-18 PB: 51 1B9: 21-23 WP: 52-53 Balk: Out: 54-88	1BF: 11 K: 25-42 1B7: 12-15 BB: 43-55 1B8: 16-18 PB: 56 1B9: 21-24 WP: 57-58 Balk: Out: 61-88	1BF: 11 K: 33-42 1B7: 12-17 BB: 43-51 1B8: 18-24 PB: 52 1B9: 25-32 WP: 53-54 Balk: Out: 55-88	1BF: 11 K: 24-45 1B7: 12-14 BB: 46-54 1B8: 15-17 PB: 55 1B9: 18-22 WP: 56-57 Balk: 23 Out: 58-88
5-4, 3 SV, 4.08 ERA, 1.26 WHIP 53 IP, 48 H, 46 K, 19 BB	4-2, 4.22 ERA, 1.61 WHIP 49 IP, 47 H, 39 K, 32 BB	2-2, 1 SV, 6.45 ERA, 1.77 WHIP 44.2 IP, 60 H, 22 K, 19 BB	5-5, 4 SV, 3.00 ERA, 1.33 WHIP 36 IP, 32 H, 36 K, 16 BB

1995 Texas Rangers Jeff Russell	1995 Texas Rangers Mark Brandenburg	1995 Texas Rangers Chris Nichting	1995 Texas Rangers Jose Alberro
Throws: R Bats: R Starts: 0 Relief: 37	Throws: R Bats: R Starts: 0 Relief: 11	Throws: R Bats: R Starts: 0 Relief: 13	Throws: R Bats: R Starts: 0 Relief: 12
PB: 2-8 SR: 0 RR: 4 CD: 0 ERR: 0 INJ: 3	PB: 2-6 SR: 0 RR: 10 CD: 0 ERR: 0 INJ: 7	PB: 2-5 SR: 0 RR: 9 CD: 0 ERR: 0 INJ: 6	PB: 2-5 SR: 0 RR: 8 CD: 0 ERR: 0 INJ: 6
1BF: 11 K: 25-37 1B7: 12-15 BB: 38-43 1B8: 16-18 PB: 44 1B9: 21-24 WP: 45-46 Balk: Out: 47-88	1BF: 11 K: 32-47 1B7: 12-16 BB: 48-52 1B8: 17-23 PB: 1B9: 24-28 WP: 53 Balk: 31 Out: 54-88	1BF: 11 K: 33-35 1B7: 12-17 BB: 36-46 1B8: 18-24 PB: 47 1B9: 25-32 WP: 48-51 Balk: Out: 52-88	1BF: 11 K: 31-38 1B7: 12-16 BB: 41-52 1B8: 17-23 PB: 53 1B9: 24-28 WP: 54-55 Balk: Out: 56-88
1-0, 20 SV, 3.03 ERA, 1.38 WHIP 32.2 IP, 36 H, 21 K, 9 BB	0-1, 5.93 ERA, 1.57 WHIP 27.1 IP, 36 H, 21 K, 7 BB	0-0, 7.03 ERA, 2.01 WHIP 24.1 IP, 36 H, 6 K, 13 BB	0-0, 7.40 ERA, 1.84 WHIP 20.2 IP, 26 H, 10 K, 12 BB
1995 Toronto Blue Jays Joe Carter	1995 Toronto Blue Jays Ed Sprague	1995 Toronto Blue Jays Paul Molitor	1995 Toronto Blue Jays John Olerud
LF - 116 (E3/T4) CF - 20 (E0/T4) 1B - 7 (E0) DH - 5	3B - 139 (E4) 1B - 7 (E6) DH - 2	DH - 129	1B - 133 (E1)
OBR: C SP: B H&R: 0 CD: 0 BD: 2 SAC: DD INJ: 3	OBR: B SP: D H&R: 0 CD: 1 BD: 0 SAC: DD INJ: 0	OBR: B SP: B H&R: 1 CD: 0 BD: 0 SAC: CC INJ: 5	OBR: C SP: D H&R: 1 CD: 2 BD: 0 SAC: DD INJ: 4
1BF: 11 3B8: 1B7: 12-14 HR: 27-33 1B8: 15-16 K: 34-42 1B9: 17-21 BB: 43 2B7: 22-23 HBP: 44 2B8: 24-25 Out: 45-88 2B9: 26 Cht: RP	1BF: 11 3B8: 1B7: 12-13 HR: 26-31 1B8: 14-15 K: 32-42 1B9: 16-17 BB: 43-47 2B7: 18-21 HBP: 48-52 2B8: 22-23 Out: 53-88 2B9: 24-25 Cht: RP	1BF: 11 3B8: 1B7: 12-14 HR: 31-33 1B8: 15-16 K: 34 1B9: 17-21 BB: 35-42 2B7: 22-24 HBP: 43 2B8: 25-26 Out: 44-88 2B9: 27-28 Cht: RN	1BF: 11 3B8: 1B7: 12-14 HR: 32-33 1B8: 15-17 K: 34 1B9: 18-22 BB: 35-48 2B7: 23-24 HBP: 51 2B8: 25-27 Out: 52-88 2B9: 28-31 Cht: LN
558 AB, .253 AVG, 25 HR, .728 OPS	521 AB, .244 AVG, 18 HR, .740 OPS	525 AB, .270 AVG, 15 HR, .772 OPS	492 AB, .291 AVG, 8 HR, .802 OPS
1995 Toronto Blue Jays Roberto Alomar 	1995 Toronto Blue Jays Devon White	1995 Toronto Blue Jays Alex Gonzalez	1995 Toronto Blue Jays Shawn Green
2B - 128 (E1)	CF - 99 (E2/T4)	SS - 97 (E4) 3B - 9 (E10) DH - 3	RF - 109 (E3/T5)
OBR: A SP: A H&R: 2 CD: 1 BD: 0 SAC: BB INJ: 5	OBR: A SP: B H&R: 0 CD: 0 BD: 0 SAC: DD INJ: 7	OBR: B SP: D H&R: 0 CD: 0 BD: 0 SAC: AA INJ: 7	OBR: C SP: D H&R: 0 CD: 1 BD: 0 SAC: DD INJ: 6
1BF: 11-12 3B8: 34-35 1B7: 13-16 HR: 36-38 1B8: 17-22 K: 1B9: 23-26 BB: 41-43 2B7: 27-28 HBP: 2B8: 31-32 Out: 44-88 2B9: 33 Cht: SN	1BF: 11 3B8: 32 1B7: 12-15 HR: 33-35 1B8: 16-18 K: 36-55 1B9: 21-23 BB: 56 2B7: 24-25 HBP: 57 2B8: 26-27 Out: 58-88 2B9: 28-31 Cht: SN	1BF: 11 3B8: 26 1B7: 12-13 HR: 27-31 1B8: 14-15 K: 32-58 1B9: 16-17 BB: 61-66 2B7: 18-21 HBP: 2B8: 22-23 Out: 67-88 2B9: 24-25 Cht: RN	1BF: 11 3B8: 32 1B7: 12-13 HR: 33-37 1B8: 14-15 K: 38-51 1B9: 16-17 BB: 2B7: 18-22 HBP: 52 2B8: 23-26 Out: 53-88 2B9: 27-31 Cht: LP
517 AB, .300 AVG, 13 HR, .803 OPS	427 AB, .283 AVG, 10 HR, .765 OPS	367 AB, .243 AVG, 10 HR, .720 OPS	379 AB, .288 AVG, 15 HR, .835 OPS

1995 Toronto Blue Jays Candy Maldonado	1995 Toronto Blue Jays Lance Parrish	1995 Toronto Blue Jays Sandy Martinez	1995 Toronto Blue Jays Domingo Cedeno
RF - 42 (E2/T3) LF - 35 (E0/T3) DH - 1	C - 67 (E0/TA) DH - 1	C - 61 (E1/TB)	SS - 30 (E2) 2B - 20 (E0)
OBR: C SP: E H&R: 0 CD: 0 BD: 0 SAC: DD INJ: 7	OBR: D SP: D H&R: 0 CD: 1 BD: 0 SAC: AA INJ: 8	OBR: E SP: D H&R: 0 CD: 1 BD: 0 SAC: DD INJ: 8	OBR: C SP: E H&R: 0 CD: 0 BD: 0 SAC: CC INJ: 8
1BF: 3B8: 1B7: 11 HR: 25-31 1B8: 12 K: 32-52 1B9: 13 BB: 53-65 2B7: 14-16 HBP: 66 2B8: 17-21 Out: 67-88 2B9: 22-24 Cht: RP	1BF: 3B8: 1B7: 11-12 HR: 23-25 1B8: 13 K: 26-53 1B9: 14 BB: 54-56 2B7: 15-16 HBP: 57 2B8: 17-18 Out: 58-88 2B9: 21-22 Cht: RN	1BF: 11 3B8: 1B7: 12-13 HR: 28 1B8: 14-15 K: 31-52 1B9: 16-17 BB: 2B7: 18-21 HBP: 53 2B8: 22-24 Out: 54-88 2B9: 25-27 Cht: LN	1BF: 11 3B8: 26 1B7: 12-14 HR: 27-31 1B8: 15-16 K: 32-48 1B9: 17-21 BB: 2B7: 22-23 HBP: 51 2B8: 24 Out: 52-88 2B9: 25 Cht: SN
190 AB, .263 AVG, 9 HR, .860 OPS (13 games for TEX*)	178 AB, .202 AVG, 4 HR, .586 OPS	191 AB, .241 AVG, 2 HR, .605 OPS	161 AB, .236 AVG, 4 HR, .649 OPS
1995 Toronto Blue Jays Mike Huff	1995 Toronto Blue Jays Randy Knorr	1995 Toronto Blue Jays Tomas Perez	1995 Toronto Blue Jays Carlos Delgado
CF - 33 (E4/T4) RF - 15 (E0/T4) LF - 9 (E0/T4)	C - 45 (E3/TC)	SS - 31 (E5) 2B - 7 (E0)	LF - 17 (E0/T4) DH - 7 1B - 4 (E0)
OBR: C SP: D H&R: 0 CD: 0 BD: 0 SAC: AA INJ: 8	OBR: B SP: D H&R: 0 CD: 0 BD: 0 SAC: CC INJ: 8	OBR: B SP: E H&R: 0 CD: 0 BD: 0 SAC: DD INJ: 8	OBR: D SP: D H&R: 0 CD: 0 BD: 0 SAC: DD INJ: 8
1BF: 11 3B8: 26 1B7: 12-13 HR: 27 1B8: 14 K: 28-34 1B9: 15-16 BB: 35-46 2B7: 17-21 HBP: 47 2B8: 22-23 Out: 48-88 2B9: 24-25 Cht: RN	1BF: 3B8: 1B7: 11-12 HR: 24-26 1B8: 13 K: 27-44 1B9: 14 BB: 45-47 2B7: 15-17 HBP: 2B8: 18-21 Out: 48-88 2B9: 22-23 Cht: RN	1BF: 11 3B8: 28 1B7: 12-15 HR: 31 1B8: 16-18 K: 32-44 1B9: 21-23 BB: 45 2B7: 24-25 HBP: 2B8: 26 Out: 46-88 2B9: 27 Cht: SN	1BF: 3B8: 1B7: HR: 15-18 1B8: K: 21-47 1B9: BB: 48 2B7: 11 HBP: 2B8: 12-13 Out: 51-88 2B9: 14 Cht: LP
138 AB, .232 AVG, 1 HR, .671 OPS	132 AB, .212 AVG, 3 HR, .614 OPS	98 AB, .245 AVG, 1 HR, .619 OPS	91 AB, .165 AVG, 3 HR, .509 OPS
1995 Toronto Blue Jays Pat Hentgen	1995 Toronto Blue Jays Al Leiter	1995 Toronto Blue Jays Juan Guzman	1995 Toronto Blue Jays Paul Menhart
Throws: R Bats: R Starts: 30 Relief: 0	Throws: L Bats: L Starts: 28 Relief: 0	Throws: R Bats: R Starts: 24 Relief: 0	Throws: R Bats: R Starts: 9 Relief: 12
PB: 2-6 SR: 19 RR: 0 CD: 0 ERR: 6 INJ: 2	PB: 2-7 SR: 16 RR: 0 CD: 0 ERR: 0 INJ: 3	PB: 2-5 SR: 17 RR: 0 CD: 0 ERR: 10 INJ: 4	PB: 2-6 SR: 16 RR: 9 CD: 0 ERR: 7 INJ: 5
1BF: 11 K: 31-44 1B7: 12-16 BB: 45-53 1B8: 17-22 PB: 54 1B9: 23-27 WP: 55-56 Balk: 28 Out: 57-88	1BF: 11 K: 24-42 1B7: 12-14 BB: 43-54 1B8: 15-18 PB: 55 1B9: 21-23 WP: 56-57 Balk: Out: 58-88	1BF: 11 K: 26-41 1B7: 12-15 BB: 42-52 1B8: 16-21 PB: 53 1B9: 22-25 WP: 54-55 Balk: Out: 56-88	1BF: 11 K: 25-37 1B7: 12-15 BB: 38-51 1B8: 16-18 PB: 52 1B9: 21-24 WP: 53-54 Balk: Out: 55-88
10-14, 5.11 ERA, 1.63 WHIP 200.2 IP, 236 H, 135 K, 90 BB	11-11, 3.64 ERA, 1.48 WHIP 183 IP, 162 H, 153 K, 108 BB	4-14, 6.32 ERA, 1.66 WHIP 135.1 IP, 151 H, 94 K, 73 BB	1-4, 4.92 ERA, 1.51 WHIP 78.2 IP, 72 H, 50 K, 47 BB

1995 Toronto Blue Jays Edwin Hurtado	1995 Toronto Blue Jays Tony Castillo	1995 Toronto Blue Jays Woody Williams	1995 Toronto Blue Jays Giovanni Carrara
Throws: R Bats: R Starts: 10 Relief: 4	Throws: L Bats: L Starts: 0 Relief: 55	Throws: R Bats: R Starts: 3 Relief: 20	Throws: R Bats: R Starts: 7 Relief: 5
PB: 2-6 SR: 19 RR: 10 CD: 2 ERR: 0 INJ: 8	PB: 2-8 SR: 0 RR: 5 CD: 0 ERR: 0 INJ: 1	PB: 2-7 SR: 12 RR: 7 CD: 0 ERR: 0 INJ: 5	PB: 2-5 SR: 19 RR: 10 CD: 0 ERR: 0 INJ: 8
1BF: 11 K: 26-34 1B7: 12-15 BB: 35-45 1B8: 16-21 PB: 46 1B9: 22-25 WP: 47-48 Balk: Out: 51-88	1BF: 11 K: 23-33 1B7: 12-14 BB: 34-38 1B8: 15-17 PB: 41 1B9: 18-22 WP: 42 Balk: Out: 43-88	1BF: 11 K: 23-38 1B7: 12-14 BB: 41-51 1B8: 15-17 PB: 52 1B9: 18-22 WP: 53 Balk: Out: 54-88	1BF: 11 K: 32-42 1B7: 12-16 BB: 43-53 1B8: 17-24 PB: 54 1B9: 25-31 WP: 55 Balk: Out: 56-88
5-2, 5.45 ERA, 1.56 WHIP 77.2 IP, 81 H, 33 K, 40 BB	1-5, 13 SV, 3.22 ERA, 1.21 WHIP 72.2 IP, 64 H, 38 K, 24 BB	1-2, 3.69 ERA, 1.34 WHIP 53.2 IP, 44 H, 41 K, 28 BB	2-4, 7.21 ERA, 1.83 WHIP 48.2 IP, 64 H, 27 K, 25 BB
1995 Toronto Blue Jays Danny Cox	1995 Toronto Blue Jays Mike Timlin	1995 Toronto Blue Jays Ken Robinson	1995 Toronto Blue Jays Tim Crabtree
Throws: R Bats: R Starts: 0 Relief: 24	Throws: R Bats: R Starts: 0 Relief: 31	Throws: R Bats: R Starts: 0 Relief: 21	Throws: R Bats: R Starts: 0 Relief: 31
PB: 2-5 SR: 0 RR: 9 CD: 1 ERR: 10 INJ: 5	PB: 2-9 SR: 0 RR: 5 CD: 1 ERR: 0 INJ: 4	PB: 2-7 SR: 0 RR: 7 CD: 0 ERR: 0 INJ: 5	PB: 2-8 SR: 0 RR: 5 CD: 2 ERR: 0 INJ: 4
1BF: 11 K: 32-48 1B7: 12-16 BB: 51-65 1B8: 17-24 PB: 66 1B9: 25-31 WP: 67-68 Balk: Out: 71-88	1BF: 11 K: 23-41 1B7: 12-14 BB: 42-47 1B8: 15-16 PB: 48 1B9: 17-21 WP: 51-52 Balk: 22 Out: 53-88	1BF: 11 K: 21-36 1B7: 12-13 BB: 37-48 1B8: 14-16 PB: 51 1B9: 17-18 WP: 52-53 Balk: Out: 54-88	1BF: 11 K: 23-35 1B7: 12-14 BB: 36-44 1B8: 15-17 PB: 45 1B9: 18-22 WP: 46-47 Balk: Out: 48-88
1-3, 7.40 ERA, 2.00 WHIP 45 IP, 57 H, 38 K, 33 BB	4-3, 5 SV, 2.14 ERA, 1.31 WHIP 42 IP, 38 H, 36 K, 17 BB	1-2, 3.69 ERA, 1.21 WHIP 39 IP, 25 H, 31 K, 22 BB	0-2, 3.09 ERA, 1.34 WHIP 32 IP, 30 H, 21 K, 13 BB
1995 Toronto Blue Jays Jeff Ware	1995 Toronto Blue Jays Jimmy Rogers	1995 Toronto Blue Jays Darren Hall	1995 Toronto Blue Jays Ricardo Jordan
Throws: R Bats: R Starts: 5 Relief: 0	Throws: R Bats: R Starts: 0 Relief: 19	Throws: R Bats: R Starts: 0 Relief: 17	Throws: L Bats: L Starts: 0 Relief: 15
PB: 2-6 SR: 17 RR: 0 CD: 2 ERR: 0 INJ: 8	PB: 2-6 SR: 0 RR: 6 CD: 0 ERR: 0 INJ: 5	PB: 2-7 SR: 0 RR: 5 CD: 0 ERR: 0 INJ: 5	PB: 2-5 SR: 0 RR: 5 CD: 0 ERR: 0 INJ: 6
1BF: 11 K: 26-41 1B7: 12-15 BB: 42-57 1B8: 16-21 PB: 58 1B9: 22-25 WP: 61-62 Balk: Out: 63-88	1BF: 11 K: 24-34 1B7: 12-14 BB: 35-51 1B8: 15-18 PB: 52 1B9: 21-23 WP: 53 Balk: Out: 54-88	1BF: 11 K: 28-43 1B7: 12-16 BB: 44-54 1B8: 17-22 PB: 55 1B9: 23-27 WP: 56 Balk: Out: 57-88	1BF: 11 K: 31-44 1B7: 12-16 BB: 45-64 1B8: 17-23 PB: 65 1B9: 24-28 WP: 66-67 Balk: Out: 68-88
2-1, 5.47 ERA, 1.86 WHIP 26.1 IP, 28 H, 18 K, 21 BB	2-4, 5.70 ERA, 1.65 WHIP 23.2 IP, 21 H, 13 K, 18 BB	0-2, 3 SV, 4.41 ERA, 1.84 WHIP 16.1 IP, 21 H, 11 K, 9 BB	1-0, 1 SV, 6.60 ERA, 2.07 WHIP 15 IP, 18 H, 10 K, 13 BB

