


























Scroll to the bottom for print instructions.






























| | | | | | | | | | | | | | | | | | | | | | | | | | | | | | | | | | | | | | | |
|---|----|----|----|----|----|----|-----|----|------|-----|----|------|---|-----|----|----|----|----|----|-----|----|------|-----|----|------|----------------------------|-----|----|-----|----|----|----|-----|----|------|-----|----|------|
| 001 | | | | | | | | | | | | | KURT ABBOTT | | | | | | | | | | | | | OF-SS | | | | | | | | | | | | |
| HT: 5'11" WT: 180 BATS: RIGHT THROWS: RIGHT | | | | | | | | | | | | | BORN: 6-2-1969, Zanesville, OH | | | | | | | | | | | | | | | | | | | | | | | | | |
| 1993 OAKLAND ATHLETICS BATTING RECORD | | | | | | | | | | | | | | | | | | | | | | | | | | | | | | | | | | | | | | |
| G | AB | R | H | 2B | 3B | HR | RBI | SB | SLG | BB | SO | AVG | G | AB | R | H | 2B | 3B | HR | RBI | SB | SLG | BB | SO | AVG | G | AB | R | H | 2B | 3B | HR | RBI | SB | SLG | BB | SO | AVG |
| 20 | 61 | 11 | 15 | 1 | 0 | 3 | 9 | 2 | .410 | 3 | 20 | .246 | 64 | 215 | 24 | 58 | 7 | 1 | 6 | 32 | 3 | .395 | 11 | 28 | .270 | 136 | 482 | 70 | 138 | 29 | 6 | 18 | 85 | 17 | .483 | 38 | 53 | .286 |
| CARDBOARD BASEBALL RATINGS | | | | | | | | | | | | | CARDBOARD BASEBALL RATINGS | | | | | | | | | | | | | CARDBOARD BASEBALL RATINGS | | | | | | | | | | | | |
| AVG | H | | | 2B | | 3B | | HR | | RBI | | SB | AVG | H | | | 2B | | 3B | | HR | | RBI | | SB | AVG | H | | | 2B | | 3B | | HR | | RBI | | SB |
| .246 | 15 | | | 1 | | 0 | | 3 | | 0 | | 1 | .270 | 58 | | | 7 | | 1 | | 6 | | 3 | | 1 | .286 | 138 | | | 29 | | 6 | | 18 | | 8 | | 2 |
| DEFENSE RATING | | | | | | | | | | | | | DEFENSE RATING | | | | | | | | | | | | | DEFENSE RATING | | | | | | | | | | | | |
| OF:    | | | | | | | | | | | | | SS:   | | | | | | | | | | | | | | | | | | | | | | | | | |



































| | | | | | | | | | | | | | | | | | | | | | | | | | | | | | | | | | | | | | | |
|--|-----|----|----|----|----|----|-----|----|------|-----|----|------|---|-----|----|-----|----|----|----|-----|----|------|-----|----|------|---|-----|----|-----|----|----|----|-----|----|------|-----|----|------|
| 002 | | | | | | | | | | | | | MIKE ALDRETE | | | | | | | | | | | | | 1B-OF | | | | | | | | | | | | |
| HT: 5'11" WT: 180 BATS: LEFT THROWS: LEFT | | | | | | | | | | | | | BORN: 1-29-1961, Carmel, CA | | | | | | | | | | | | | | | | | | | | | | | | | |
| 1993 OAKLAND ATHLETICS BATTING RECORD | | | | | | | | | | | | | | | | | | | | | | | | | | | | | | | | | | | | | | |
| G | AB | R | H | 2B | 3B | HR | RBI | SB | SLG | BB | SO | AVG | G | AB | R | H | 2B | 3B | HR | RBI | SB | SLG | BB | SO | AVG | G | AB | R | H | 2B | 3B | HR | RBI | SB | SLG | BB | SO | AVG |
| 95 | 255 | 40 | 68 | 13 | 1 | 10 | 33 | 1 | .443 | 34 | 45 | .267 | 136 | 482 | 70 | 138 | 29 | 6 | 18 | 85 | 17 | .483 | 38 | 53 | .286 | 110 | 373 | 53 | 108 | 24 | 1 | 1 | 44 | 19 | .367 | 33 | 54 | .290 |
| CARDBOARD BASEBALL RATINGS | | | | | | | | | | | | | CARDBOARD BASEBALL RATINGS | | | | | | | | | | | | | CARDBOARD BASEBALL RATINGS | | | | | | | | | | | | |
| AVG | H | | | 2B | | 3B | | HR | | RBI | | SB | AVG | H | | | 2B | | 3B | | HR | | RBI | | SB | AVG | H | | | 2B | | 3B | | HR | | RBI | | SB |
| .267 | 68 | | | 13 | | 1 | | 10 | | 3 | | 1 | .286 | 138 | | | 29 | | 6 | | 18 | | 8 | | 2 | .290 | 108 | | | 24 | | 1 | | 1 | | 4 | | 2 |
| DEFENSE RATING | | | | | | | | | | | | | DEFENSE RATING | | | | | | | | | | | | | DEFENSE RATING | | | | | | | | | | | | |
| 1B:  | | | | | | | | | | | | | OF:   | | | | | | | | | | | | | OF:   | | | | | | | | | | | | |





| | | | | | | | | | | | | | | | | | | | | | | | | | | | | | | | | | | | | | | |
|---|-----|----|-----|----|----|----|-----|----|------|-----|----|------|---|-----|----|-----|----|----|----|-----|----|------|-----|----|------|---|-----|----|-----|----|----|----|-----|----|------|-----|----|------|
| 003 | | | | | | | | | | | | | LUIS ALICEA | | | | | | | | | | | | | 2B | | | | | | | | | | | | |
| HT: 5'9" WT: 165 BATS: BOTH THROWS: RIGHT | | | | | | | | | | | | | BORN: 7-29-1965, Santurce, P.R. | | | | | | | | | | | | | | | | | | | | | | | | | |
| 1993 ST. LOUIS CARDINALS BATTING RECORD | | | | | | | | | | | | | | | | | | | | | | | | | | | | | | | | | | | | | | |
| G | AB | R | H | 2B | 3B | HR | RBI | SB | SLG | BB | SO | AVG | G | AB | R | H | 2B | 3B | HR | RBI | SB | SLG | BB | SO | AVG | G | AB | R | H | 2B | 3B | HR | RBI | SB | SLG | BB | SO | AVG |
| 115 | 362 | 50 | 101 | 19 | 3 | 3 | 46 | 11 | .373 | 47 | 54 | .279 | 110 | 373 | 53 | 108 | 24 | 1 | 1 | 44 | 19 | .367 | 33 | 54 | .290 | 110 | 373 | 53 | 108 | 24 | 1 | 1 | 44 | 19 | .367 | 33 | 54 | .290 |
| CARDBOARD BASEBALL RATINGS | | | | | | | | | | | | | CARDBOARD BASEBALL RATINGS | | | | | | | | | | | | | CARDBOARD BASEBALL RATINGS | | | | | | | | | | | | |
| AVG | H | | | 2B | | 3B | | HR | | RBI | | SB | AVG | H | | | 2B | | 3B | | HR | | RBI | | SB | AVG | H | | | 2B | | 3B | | HR | | RBI | | SB |
| .279 | 101 | | | 19 | | 3 | | 3 | | 4 | | 1 | .290 | 108 | | | 24 | | 1 | | 1 | | 4 | | 2 | .290 | 108 | | | 24 | | 1 | | 1 | | 4 | | 2 |
| DEFENSE RATING | | | | | | | | | | | | | DEFENSE RATING | | | | | | | | | | | | | DEFENSE RATING | | | | | | | | | | | | |
| 2B:    | | | | | | | | | | | | | 2B:    | | | | | | | | | | | | | 3B:   SS:    | | | | | | | | | | | | |







| | | | | | | | | | | | | | | | | | | | | | | | | | | | | | | | | | | | | | | |
|---|-----|-----|-----|----|----|----|-----|----|------|-----|----|------|-----------------------------|----|---|----|----|----|----|-----|----|------|-----|----|------|---|----|---|----|----|----|----|-----|----|------|-----|----|------|
| 004 | | | | | | | | | | | | | ROBERTO ALOMAR | | | | | | | | | | | | | 2B | | | | | | | | | | | | |
| HT: 6'0" WT: 184 BATS: BOTH THROWS: RIGHT | | | | | | | | | | | | | BORN: 2-5-1968, Ponce, P.R. | | | | | | | | | | | | | | | | | | | | | | | | | |
| 1993 TORONTO BLUE JAYS BATTING RECORD | | | | | | | | | | | | | | | | | | | | | | | | | | | | | | | | | | | | | | |
| G | AB | R | H | 2B | 3B | HR | RBI | SB | SLG | BB | SO | AVG | G | AB | R | H | 2B | 3B | HR | RBI | SB | SLG | BB | SO | AVG | G | AB | R | H | 2B | 3B | HR | RBI | SB | SLG | BB | SO | AVG |
| 153 | 589 | 109 | 192 | 35 | 6 | 17 | 93 | 55 | .492 | 80 | 67 | .326 | 25 | 48 | 7 | 16 | 2 | 2 | 1 | 6 | 0 | .521 | 6 | 5 | .333 | 25 | 48 | 7 | 16 | 2 | 2 | 1 | 6 | 0 | .521 | 6 | 5 | .333 |
| CARDBOARD BASEBALL RATINGS | | | | | | | | | | | | | CARDBOARD BASEBALL RATINGS | | | | | | | | | | | | | CARDBOARD BASEBALL RATINGS | | | | | | | | | | | | |
| AVG | H | | | 2B | | 3B | | HR | | RBI | | SB | AVG | H | | | 2B | | 3B | | HR | | RBI | | SB | AVG | H | | | 2B | | 3B | | HR | | RBI | | SB |
| .326 | 192 | | | 35 | | 6 | | 17 | | 9 | | 6 | .333 | 16 | | | 2 | | 2 | | 1 | | 0 | | 1 | .333 | 16 | | | 2 | | 2 | | 1 | | 0 | | 1 |
| DEFENSE RATING | | | | | | | | | | | | | DEFENSE RATING | | | | | | | | | | | | | DEFENSE RATING | | | | | | | | | | | | |
| 2B:   | | | | | | | | | | | | | | | | | | | | | | | | | | OF:   | | | | | | | | | | | | |





| | | | | | | | | | | | | | | | | | | | | | | | | | | | | | | | | | | | | | | | | | | | | | | | | | | | | | | | | | | | | | | | | | | | | | | | | | | | | | | | | | | | | | | | | | | | | | | | | | | | | | | | | | |
|--|-----|-----|-----|----|-----|----|-----|----|------|----|----|------|---|----|---|---|----|----|----|-----|----|-----|----|----|-----|-----|-----|----|-----|----|---|----|----|----|------|----|----|------|-----|---|----|----|----|-----|----|------|-----|----|---|----|---|---|--|--|--|--|--|--|--|--|--|--|--|--|--|---|----|---|---|----|----|----|-----|----|-----|----|----|-----|-----|-----|-----|-----|----|---|----|-----|----|------|----|----|------|-----|---|----|----|----|-----|----|------|-----|----|---|----|----|---|
| <div>009</div> <div>BRADY ANDERSON</div> <div>OF</div> <div>HT: 6'1" WT: 170 BATS: LEFT THROWS: LEFT</div> <div>BORN: 1-18-1964, Silver Spring, MD</div> <div>1993 BALTIMORE ORIOLES BATTING RECORD</div> <table><tr><td>G</td><td>AB</td><td>R</td><td>H</td><td>2B</td><td>3B</td><td>HR</td><td>RBI</td><td>SB</td><td>SLG</td><td>BB</td><td>SO</td><td>AVG</td></tr><tr><td>142</td><td>560</td><td>87</td><td>147</td><td>36</td><td>8</td><td>13</td><td>66</td><td>24</td><td>.425</td><td>82</td><td>99</td><td>.263</td></tr></table> <div>CARDBOARD BASEBALL RATINGS</div> <table><tr><td>AVG</td><td>H</td><td>2B</td><td>3B</td><td>HR</td><td>RBI</td><td>SB</td></tr><tr><td>.263</td><td>147</td><td>36</td><td>8</td><td>13</td><td>6</td><td>2</td></tr></table> <div>DEFENSE RATING</div> <div>OF: ♠♣</div> | | | | | | | | | | | | | G | AB | R | H | 2B | 3B | HR | RBI | SB | SLG | BB | SO | AVG | 142 | 560 | 87 | 147 | 36 | 8 | 13 | 66 | 24 | .425 | 82 | 99 | .263 | AVG | H | 2B | 3B | HR | RBI | SB | .263 | 147 | 36 | 8 | 13 | 6 | 2 | <div>013</div> <div>BRAD AUSMUS</div> <div>C</div> <div>HT: 5'11" WT: 190 BATS: RIGHT THROWS: RIGHT</div> <div>BORN: 4-14-1969, New Haven, CT</div> <div>1993 SAN DIEGO PADRES BATTING RECORD</div> <table><tr><td>G</td><td>AB</td><td>R</td><td>H</td><td>2B</td><td>3B</td><td>HR</td><td>RBI</td><td>SB</td><td>SLG</td><td>BB</td><td>SO</td><td>AVG</td></tr><tr><td>49</td><td>160</td><td>18</td><td>41</td><td>8</td><td>1</td><td>5</td><td>12</td><td>2</td><td>.413</td><td>6</td><td>28</td><td>.256</td></tr></table> <div>CARDBOARD BASEBALL RATINGS</div> <table><tr><td>AVG</td><td>H</td><td>2B</td><td>3B</td><td>HR</td><td>RBI</td><td>SB</td></tr><tr><td>.256</td><td>41</td><td>8</td><td>1</td><td>5</td><td>1</td><td>1</td></tr></table> <div>DEFENSE RATING</div> | | | | | | | | | | | | | G | AB | R | H | 2B | 3B | HR | RBI | SB | SLG | BB | SO | AVG | 49 | 160 | 18 | 41 | 8 | 1 | 5 | 12 | 2 | .413 | 6 | 28 | .256 | AVG | H | 2B | 3B | HR | RBI | SB | .256 | 41 | 8 | 1 | 5 | 1 | 1 |
| G | AB | R | H | 2B | 3B | HR | RBI | SB | SLG | BB | SO | AVG | | | | | | | | | | | | | | | | | | | | | | | | | | | | | | | | | | | | | | | | | | | | | | | | | | | | | | | | | | | | | | | | | | | | | | | | | | | | | | | | | | | | | | | | | | | | | |
| 142 | 560 | 87 | 147 | 36 | 8 | 13 | 66 | 24 | .425 | 82 | 99 | .263 | | | | | | | | | | | | | | | | | | | | | | | | | | | | | | | | | | | | | | | | | | | | | | | | | | | | | | | | | | | | | | | | | | | | | | | | | | | | | | | | | | | | | | | | | | | | | |
| AVG | H | 2B | 3B | HR | RBI | SB | | | | | | | | | | | | | | | | | | | | | | | | | | | | | | | | | | | | | | | | | | | | | | | | | | | | | | | | | | | | | | | | | | | | | | | | | | | | | | | | | | | | | | | | | | | | | | | | | | | |
| .263 | 147 | 36 | 8 | 13 | 6 | 2 | | | | | | | | | | | | | | | | | | | | | | | | | | | | | | | | | | | | | | | | | | | | | | | | | | | | | | | | | | | | | | | | | | | | | | | | | | | | | | | | | | | | | | | | | | | | | | | | | | | |
| G | AB | R | H | 2B | 3B | HR | RBI | SB | SLG | BB | SO | AVG | | | | | | | | | | | | | | | | | | | | | | | | | | | | | | | | | | | | | | | | | | | | | | | | | | | | | | | | | | | | | | | | | | | | | | | | | | | | | | | | | | | | | | | | | | | | | |
| 49 | 160 | 18 | 41 | 8 | 1 | 5 | 12 | 2 | .413 | 6 | 28 | .256 | | | | | | | | | | | | | | | | | | | | | | | | | | | | | | | | | | | | | | | | | | | | | | | | | | | | | | | | | | | | | | | | | | | | | | | | | | | | | | | | | | | | | | | | | | | | | |
| AVG | H | 2B | 3B | HR | RBI | SB | | | | | | | | | | | | | | | | | | | | | | | | | | | | | | | | | | | | | | | | | | | | | | | | | | | | | | | | | | | | | | | | | | | | | | | | | | | | | | | | | | | | | | | | | | | | | | | | | | | |
| .256 | 41 | 8 | 1 | 5 | 1 | 1 | | | | | | | | | | | | | | | | | | | | | | | | | | | | | | | | | | | | | | | | | | | | | | | | | | | | | | | | | | | | | | | | | | | | | | | | | | | | | | | | | | | | | | | | | | | | | | | | | | | |
| <div>010</div> <div>ERIC ANTHONY</div> <div>OF</div> <div>HT: 6'2" WT: 195 BATS: LEFT THROWS: LEFT</div> <div>BORN: 11-8-1967, San Diego, CA</div> <div>1993 HOUSTON ASTROS BATTING RECORD</div> <table><tr><td>G</td><td>AB</td><td>R</td><td>H</td><td>2B</td><td>3B</td><td>HR</td><td>RBI</td><td>SB</td><td>SLG</td><td>BB</td><td>SO</td><td>AVG</td></tr><tr><td>145</td><td>486</td><td>70</td><td>121</td><td>19</td><td>4</td><td>15</td><td>66</td><td>3</td><td>.397</td><td>49</td><td>88</td><td>.249</td></tr></table> <div>CARDBOARD BASEBALL RATINGS</div> <table><tr><td>AVG</td><td>H</td><td>2B</td><td>3B</td><td>HR</td><td>RBI</td><td>SB</td></tr><tr><td>.249</td><td>121</td><td>19</td><td>4</td><td>15</td><td>6</td><td>1</td></tr></table> <div>DEFENSE RATING</div> <div>OF: ♠</div> | | | | | | | | | | | | | G | AB | R | H | 2B | 3B | HR | RBI | SB | SLG | BB | SO | AVG | 145 | 486 | 70 | 121 | 19 | 4 | 15 | 66 | 3 | .397 | 49 | 88 | .249 | AVG | H | 2B | 3B | HR | RBI | SB | .249 | 121 | 19 | 4 | 15 | 6 | 1 | <div>014</div> <div>CARLOS BAERGA</div> <div>2B</div> <div>HT: 5'11" WT: 165 BATS: BOTH THROWS: RIGHT</div> <div>BORN: 11-4-1968, Santurce, P.R.</div> <div>1993 CLEVELAND INDIANS BATTING RECORD</div> <table><tr><td>G</td><td>AB</td><td>R</td><td>H</td><td>2B</td><td>3B</td><td>HR</td><td>RBI</td><td>SB</td><td>SLG</td><td>BB</td><td>SO</td><td>AVG</td></tr><tr><td>154</td><td>624</td><td>105</td><td>200</td><td>28</td><td>6</td><td>21</td><td>114</td><td>15</td><td>.486</td><td>34</td><td>68</td><td>.321</td></tr></table> <div>CARDBOARD BASEBALL RATINGS</div> <table><tr><td>AVG</td><td>H</td><td>2B</td><td>3B</td><td>HR</td><td>RBI</td><td>SB</td></tr><tr><td>.321</td><td>200</td><td>28</td><td>6</td><td>21</td><td>11</td><td>2</td></tr></table> <div>DEFENSE RATING</div> <div>2B: ♠♣♥</div> | | | | | | | | | | | | | G | AB | R | H | 2B | 3B | HR | RBI | SB | SLG | BB | SO | AVG | 154 | 624 | 105 | 200 | 28 | 6 | 21 | 114 | 15 | .486 | 34 | 68 | .321 | AVG | H | 2B | 3B | HR | RBI | SB | .321 | 200 | 28 | 6 | 21 | 11 | 2 |
| G | AB | R | H | 2B | 3B | HR | RBI | SB | SLG | BB | SO | AVG | | | | | | | | | | | | | | | | | | | | | | | | | | | | | | | | | | | | | | | | | | | | | | | | | | | | | | | | | | | | | | | | | | | | | | | | | | | | | | | | | | | | | | | | | | | | | |
| 145 | 486 | 70 | 121 | 19 | 4 | 15 | 66 | 3 | .397 | 49 | 88 | .249 | | | | | | | | | | | | | | | | | | | | | | | | | | | | | | | | | | | | | | | | | | | | | | | | | | | | | | | | | | | | | | | | | | | | | | | | | | | | | | | | | | | | | | | | | | | | | |
| AVG | H | 2B | 3B | HR | RBI | SB | | | | | | | | | | | | | | | | | | | | | | | | | | | | | | | | | | | | | | | | | | | | | | | | | | | | | | | | | | | | | | | | | | | | | | | | | | | | | | | | | | | | | | | | | | | | | | | | | | | |
| .249 | 121 | 19 | 4 | 15 | 6 | 1 | | | | | | | | | | | | | | | | | | | | | | | | | | | | | | | | | | | | | | | | | | | | | | | | | | | | | | | | | | | | | | | | | | | | | | | | | | | | | | | | | | | | | | | | | | | | | | | | | | | |
| G | AB | R | H | 2B | 3B | HR | RBI | SB | SLG | BB | SO | AVG | | | | | | | | | | | | | | | | | | | | | | | | | | | | | | | | | | | | | | | | | | | | | | | | | | | | | | | | | | | | | | | | | | | | | | | | | | | | | | | | | | | | | | | | | | | | | |
| 154 | 624 | 105 | 200 | 28 | 6 | 21 | 114 | 15 | .486 | 34 | 68 | .321 | | | | | | | | | | | | | | | | | | | | | | | | | | | | | | | | | | | | | | | | | | | | | | | | | | | | | | | | | | | | | | | | | | | | | | | | | | | | | | | | | | | | | | | | | | | | | |
| AVG | H | 2B | 3B | HR | RBI | SB | | | | | | | | | | | | | | | | | | | | | | | | | | | | | | | | | | | | | | | | | | | | | | | | | | | | | | | | | | | | | | | | | | | | | | | | | | | | | | | | | | | | | | | | | | | | | | | | | | | |
| .321 | 200 | 28 | 6 | 21 | 11 | 2 | | | | | | | | | | | | | | | | | | | | | | | | | | | | | | | | | | | | | | | | | | | | | | | | | | | | | | | | | | | | | | | | | | | | | | | | | | | | | | | | | | | | | | | | | | | | | | | | | | | |
| <div>011</div> <div>ALEX ARIAS</div> <div>2B-3B-SS</div> <div>HT: 6'3" WT: 185 BATS: RIGHT THROWS: RIGHT</div> <div>BORN: 11-20-1967, New York, NY</div> <div>1993 FLORIDA MARLINS BATTING RECORD</div> <table><tr><td>G</td><td>AB</td><td>R</td><td>H</td><td>2B</td><td>3B</td><td>HR</td><td>RBI</td><td>SB</td><td>SLG</td><td>BB</td><td>SO</td><td>AVG</td></tr><tr><td>96</td><td>249</td><td>27</td><td>67</td><td>5</td><td>1</td><td>2</td><td>20</td><td>1</td><td>.321</td><td>27</td><td>18</td><td>.269</td></tr></table> <div>CARDBOARD BASEBALL RATINGS</div> <table><tr><td>AVG</td><td>H</td><td>2B</td><td>3B</td><td>HR</td><td>RBI</td><td>SB</td></tr><tr><td>.269</td><td>67</td><td>5</td><td>1</td><td>2</td><td>2</td><td>1</td></tr></table> <div>DEFENSE RATING</div> <div>2B: ♠♣♥ 3B: ♠♣ SS: ♠</div> | | | | | | | | | | | | | G | AB | R | H | 2B | 3B | HR | RBI | SB | SLG | BB | SO | AVG | 96 | 249 | 27 | 67 | 5 | 1 | 2 | 20 | 1 | .321 | 27 | 18 | .269 | AVG | H | 2B | 3B | HR | RBI | SB | .269 | 67 | 5 | 1 | 2 | 2 | 1 | <div>015</div> <div>KEVIN BAEZ</div> <div>SS</div> <div>HT: 6'0" WT: 160 BATS: RIGHT THROWS: RIGHT</div> <div>BORN: 1-10-1967, Brooklyn, NY</div> <div>1993 NEW YORK METS BATTING RECORD</div> <table><tr><td>G</td><td>AB</td><td>R</td><td>H</td><td>2B</td><td>3B</td><td>HR</td><td>RBI</td><td>SB</td><td>SLG</td><td>BB</td><td>SO</td><td>AVG</td></tr><tr><td>52</td><td>126</td><td>10</td><td>23</td><td>9</td><td>0</td><td>0</td><td>7</td><td>0</td><td>.254</td><td>13</td><td>17</td><td>.183</td></tr></table> <div>CARDBOARD BASEBALL RATINGS</div> <table><tr><td>AVG</td><td>H</td><td>2B</td><td>3B</td><td>HR</td><td>RBI</td><td>SB</td></tr><tr><td>.183</td><td>23</td><td>9</td><td>0</td><td>0</td><td>0</td><td>1</td></tr></table> <div>DEFENSE RATING</div> <div>SS: ♠♣</div> | | | | | | | | | | | | | G | AB | R | H | 2B | 3B | HR | RBI | SB | SLG | BB | SO | AVG | 52 | 126 | 10 | 23 | 9 | 0 | 0 | 7 | 0 | .254 | 13 | 17 | .183 | AVG | H | 2B | 3B | HR | RBI | SB | .183 | 23 | 9 | 0 | 0 | 0 | 1 |
| G | AB | R | H | 2B | 3B | HR | RBI | SB | SLG | BB | SO | AVG | | | | | | | | | | | | | | | | | | | | | | | | | | | | | | | | | | | | | | | | | | | | | | | | | | | | | | | | | | | | | | | | | | | | | | | | | | | | | | | | | | | | | | | | | | | | | |
| 96 | 249 | 27 | 67 | 5 | 1 | 2 | 20 | 1 | .321 | 27 | 18 | .269 | | | | | | | | | | | | | | | | | | | | | | | | | | | | | | | | | | | | | | | | | | | | | | | | | | | | | | | | | | | | | | | | | | | | | | | | | | | | | | | | | | | | | | | | | | | | | |
| AVG | H | 2B | 3B | HR | RBI | SB | | | | | | | | | | | | | | | | | | | | | | | | | | | | | | | | | | | | | | | | | | | | | | | | | | | | | | | | | | | | | | | | | | | | | | | | | | | | | | | | | | | | | | | | | | | | | | | | | | | |
| .269 | 67 | 5 | 1 | 2 | 2 | 1 | | | | | | | | | | | | | | | | | | | | | | | | | | | | | | | | | | | | | | | | | | | | | | | | | | | | | | | | | | | | | | | | | | | | | | | | | | | | | | | | | | | | | | | | | | | | | | | | | | | |
| G | AB | R | H | 2B | 3B | HR | RBI | SB | SLG | BB | SO | AVG | | | | | | | | | | | | | | | | | | | | | | | | | | | | | | | | | | | | | | | | | | | | | | | | | | | | | | | | | | | | | | | | | | | | | | | | | | | | | | | | | | | | | | | | | | | | | |
| 52 | 126 | 10 | 23 | 9 | 0 | 0 | 7 | 0 | .254 | 13 | 17 | .183 | | | | | | | | | | | | | | | | | | | | | | | | | | | | | | | | | | | | | | | | | | | | | | | | | | | | | | | | | | | | | | | | | | | | | | | | | | | | | | | | | | | | | | | | | | | | | |
| AVG | H | 2B | 3B | HR | RBI | SB | | | | | | | | | | | | | | | | | | | | | | | | | | | | | | | | | | | | | | | | | | | | | | | | | | | | | | | | | | | | | | | | | | | | | | | | | | | | | | | | | | | | | | | | | | | | | | | | | | | |
| .183 | 23 | 9 | 0 | 0 | 0 | 1 | | | | | | | | | | | | | | | | | | | | | | | | | | | | | | | | | | | | | | | | | | | | | | | | | | | | | | | | | | | | | | | | | | | | | | | | | | | | | | | | | | | | | | | | | | | | | | | | | | | |
| <div>012</div> <div>BILLY ASHLEY</div> <div>OF</div> <div>HT: 6'7" WT: 220 BATS: RIGHT THROWS: RIGHT</div> <div>BORN: 7-11-1970, Trenton, MI</div> <div>1993 LOS ANGELES DODGERS BATTING RECORD</div> <table><tr><td>G</td><td>AB</td><td>R</td><td>H</td><td>2B</td><td>3B</td><td>HR</td><td>RBI</td><td>SB</td><td>SLG</td><td>BB</td><td>SO</td><td>AVG</td></tr><tr><td>14</td><td>37</td><td>0</td><td>9</td><td>0</td><td>0</td><td>0</td><td>0</td><td>0</td><td>.243</td><td>2</td><td>11</td><td>.243</td></tr></table> <div>CARDBOARD BASEBALL RATINGS</div> <table><tr><td>AVG</td><td>H</td><td>2B</td><td>3B</td><td>HR</td><td>RBI</td><td>SB</td></tr><tr><td>.243</td><td>9</td><td>0</td><td>0</td><td>0</td><td>0</td><td>1</td></tr></table> <div>DEFENSE RATING</div> <div>OF: ♠</div> | | | | | | | | | | | | | G | AB | R | H | 2B | 3B | HR | RBI | SB | SLG | BB | SO | AVG | 14 | 37 | 0 | 9 | 0 | 0 | 0 | 0 | 0 | .243 | 2 | 11 | .243 | AVG | H | 2B | 3B | HR | RBI | SB | .243 | 9 | 0 | 0 | 0 | 0 | 1 | <div>016</div> <div>JEFF BAGWELL</div> <div>1B</div> <div>HT: 6'0" WT: 195 BATS: RIGHT THROWS: RIGHT</div> <div>BORN: 5-27-1968, Boston, MA</div> <div>1993 HOUSTON ASTROS BATTING RECORD</div> <table><tr><td>G</td><td>AB</td><td>R</td><td>H</td><td>2B</td><td>3B</td><td>HR</td><td>RBI</td><td>SB</td><td>SLG</td><td>BB</td><td>SO</td><td>AVG</td></tr><tr><td>142</td><td>535</td><td>76</td><td>171</td><td>37</td><td>4</td><td>20</td><td>88</td><td>13</td><td>.516</td><td>62</td><td>73</td><td>.320</td></tr></table> <div>CARDBOARD BASEBALL RATINGS</div> <table><tr><td>AVG</td><td>H</td><td>2B</td><td>3B</td><td>HR</td><td>RBI</td><td>SB</td></tr><tr><td>.320</td><td>171</td><td>37</td><td>4</td><td>20</td><td>8</td><td>1</td></tr></table> <div>DEFENSE RATING</div> <div>1B: ♠♣</div> | | | | | | | | | | | | | G | AB | R | H | 2B | 3B | HR | RBI | SB | SLG | BB | SO | AVG | 142 | 535 | 76 | 171 | 37 | 4 | 20 | 88 | 13 | .516 | 62 | 73 | .320 | AVG | H | 2B | 3B | HR | RBI | SB | .320 | 171 | 37 | 4 | 20 | 8 | 1 |
| G | AB | R | H | 2B | 3B | HR | RBI | SB | SLG | BB | SO | AVG | | | | | | | | | | | | | | | | | | | | | | | | | | | | | | | | | | | | | | | | | | | | | | | | | | | | | | | | | | | | | | | | | | | | | | | | | | | | | | | | | | | | | | | | | | | | | |
| 14 | 37 | 0 | 9 | 0 | 0 | 0 | 0 | 0 | .243 | 2 | 11 | .243 | | | | | | | | | | | | | | | | | | | | | | | | | | | | | | | | | | | | | | | | | | | | | | | | | | | | | | | | | | | | | | | | | | | | | | | | | | | | | | | | | | | | | | | | | | | | | |
| AVG | H | 2B | 3B | HR | RBI | SB | | | | | | | | | | | | | | | | | | | | | | | | | | | | | | | | | | | | | | | | | | | | | | | | | | | | | | | | | | | | | | | | | | | | | | | | | | | | | | | | | | | | | | | | | | | | | | | | | | | |
| .243 | 9 | 0 | 0 | 0 | 0 | 1 | | | | | | | | | | | | | | | | | | | | | | | | | | | | | | | | | | | | | | | | | | | | | | | | | | | | | | | | | | | | | | | | | | | | | | | | | | | | | | | | | | | | | | | | | | | | | | | | | | | |
| G | AB | R | H | 2B | 3B | HR | RBI | SB | SLG | BB | SO | AVG | | | | | | | | | | | | | | | | | | | | | | | | | | | | | | | | | | | | | | | | | | | | | | | | | | | | | | | | | | | | | | | | | | | | | | | | | | | | | | | | | | | | | | | | | | | | | |
| 142 | 535 | 76 | 171 | 37 | 4 | 20 | 88 | 13 | .516 | 62 | 73 | .320 | | | | | | | | | | | | | | | | | | | | | | | | | | | | | | | | | | | | | | | | | | | | | | | | | | | | | | | | | | | | | | | | | | | | | | | | | | | | | | | | | | | | | | | | | | | | | |
| AVG | H | 2B | 3B | HR | RBI | SB | | | | | | | | | | | | | | | | | | | | | | | | | | | | | | | | | | | | | | | | | | | | | | | | | | | | | | | | | | | | | | | | | | | | | | | | | | | | | | | | | | | | | | | | | | | | | | | | | | | |
| .320 | 171 | 37 | 4 | 20 | 8 | 1 | | | | | | | | | | | | | | | | | | | | | | | | | | | | | | | | | | | | | | | | | | | | | | | | | | | | | | | | | | | | | | | | | | | | | | | | | | | | | | | | | | | | | | | | | | | | | | | | | | | |





| <div>017</div> <div>HAROLD BAINES</div> <div>DH</div> <div>HT: 6'2" WT: 175 BATS: LEFT THROWS: LEFT</div> <div>BORN: 3-15-1959, Easton, MD</div> <div>1993 BALTIMORE ORIOLES BATTING RECORD</div> <table><tr><th>G</th><th>AB</th><th>R</th><th>H</th><th>2B</th><th>3B</th><th>HR</th><th>RBI</th><th>SB</th><th>SLG</th><th>BB</th><th>SO</th><th>AVG</th></tr><tr><td>118</td><td>416</td><td>64</td><td>130</td><td>22</td><td>0</td><td>20</td><td>78</td><td>0</td><td>.510</td><td>57</td><td>52</td><td>.313</td></tr></table> <div>CARDBOARD BASEBALL RATINGS</div> <table><tr><th>AVG</th><th>H</th><th>2B</th><th>3B</th><th>HR</th><th>RBI</th><th>SB</th></tr><tr><td>.313</td><td>130</td><td>22</td><td>0</td><td>20</td><td>7</td><td>1</td></tr></table> <div>DEFENSE RATING</div> | | | | | | | | | | | | | G | AB | R | H | 2B | 3B | HR | RBI | SB | SLG | BB | SO | AVG | 118 | 416 | 64 | 130 | 22 | 0 | 20 | 78 | 0 | .510 | 57 | 52 | .313 | AVG | H | 2B | 3B | HR | RBI | SB | .313 | 130 | 22 | 0 | 20 | 7 | 1 | <div>021</div> <div>KIM BATISTE</div> <div>SS-3B</div> <div>HT: 6'0" WT: 175 BATS: RIGHT THROWS: RIGHT</div> <div>BORN: 3-15-1968, New Orleans, LA</div> <div>1993 PHILADELPHIA PHILLIES BATTING RECORD</div> <table><tr><th>G</th><th>AB</th><th>R</th><th>H</th><th>2B</th><th>3B</th><th>HR</th><th>RBI</th><th>SB</th><th>SLG</th><th>BB</th><th>SO</th><th>AVG</th></tr><tr><td>79</td><td>156</td><td>14</td><td>44</td><td>7</td><td>1</td><td>5</td><td>29</td><td>0</td><td>.436</td><td>3</td><td>29</td><td>.282</td></tr></table> <div>CARDBOARD BASEBALL RATINGS</div> <table><tr><th>AVG</th><th>H</th><th>2B</th><th>3B</th><th>HR</th><th>RBI</th><th>SB</th></tr><tr><td>.282</td><td>44</td><td>7</td><td>1</td><td>5</td><td>2</td><td>1</td></tr></table> <div>DEFENSE RATING</div> <div>SS: 3B: </div> | | | | | | | | | | | | | G | AB | R | H | 2B | 3B | HR | RBI | SB | SLG | BB | SO | AVG | 79 | 156 | 14 | 44 | 7 | 1 | 5 | 29 | 0 | .436 | 3 | 29 | .282 | AVG | H | 2B | 3B | HR | RBI | SB | .282 | 44 | 7 | 1 | 5 | 2 | 1 |
|--|-----|----|-----|----|-----|----|-----|----|------|----|-----|------|---|----|---|---|----|----|----|-----|----|-----|----|----|-----|-----|-----|----|-----|----|---|----|----|---|------|----|----|------|-----|---|----|----|----|-----|----|------|-----|----|---|----|---|---|--|--|--|--|--|--|--|--|--|--|--|--|--|---|----|---|---|----|----|----|-----|----|-----|----|----|-----|-----|-----|----|-----|----|---|----|----|----|------|----|-----|------|-----|---|----|----|----|-----|----|------|-----|----|---|----|---|---|
| G | AB | R | H | 2B | 3B | HR | RBI | SB | SLG | BB | SO | AVG | | | | | | | | | | | | | | | | | | | | | | | | | | | | | | | | | | | | | | | | | | | | | | | | | | | | | | | | | | | | | | | | | | | | | | | | | | | | | | | | | | | | | | | | | | | | | |
| 118 | 416 | 64 | 130 | 22 | 0 | 20 | 78 | 0 | .510 | 57 | 52 | .313 | | | | | | | | | | | | | | | | | | | | | | | | | | | | | | | | | | | | | | | | | | | | | | | | | | | | | | | | | | | | | | | | | | | | | | | | | | | | | | | | | | | | | | | | | | | | | |
| AVG | H | 2B | 3B | HR | RBI | SB | | | | | | | | | | | | | | | | | | | | | | | | | | | | | | | | | | | | | | | | | | | | | | | | | | | | | | | | | | | | | | | | | | | | | | | | | | | | | | | | | | | | | | | | | | | | | | | | | | | |
| .313 | 130 | 22 | 0 | 20 | 7 | 1 | | | | | | | | | | | | | | | | | | | | | | | | | | | | | | | | | | | | | | | | | | | | | | | | | | | | | | | | | | | | | | | | | | | | | | | | | | | | | | | | | | | | | | | | | | | | | | | | | | | |
| G | AB | R | H | 2B | 3B | HR | RBI | SB | SLG | BB | SO | AVG | | | | | | | | | | | | | | | | | | | | | | | | | | | | | | | | | | | | | | | | | | | | | | | | | | | | | | | | | | | | | | | | | | | | | | | | | | | | | | | | | | | | | | | | | | | | | |
| 79 | 156 | 14 | 44 | 7 | 1 | 5 | 29 | 0 | .436 | 3 | 29 | .282 | | | | | | | | | | | | | | | | | | | | | | | | | | | | | | | | | | | | | | | | | | | | | | | | | | | | | | | | | | | | | | | | | | | | | | | | | | | | | | | | | | | | | | | | | | | | | |
| AVG | H | 2B | 3B | HR | RBI | SB | | | | | | | | | | | | | | | | | | | | | | | | | | | | | | | | | | | | | | | | | | | | | | | | | | | | | | | | | | | | | | | | | | | | | | | | | | | | | | | | | | | | | | | | | | | | | | | | | | | |
| .282 | 44 | 7 | 1 | 5 | 2 | 1 | | | | | | | | | | | | | | | | | | | | | | | | | | | | | | | | | | | | | | | | | | | | | | | | | | | | | | | | | | | | | | | | | | | | | | | | | | | | | | | | | | | | | | | | | | | | | | | | | | | |
| <div>018</div> <div>BRET BARBERIE</div> <div>2B</div> <div>HT: 5'11" WT: 185 BATS: BOTH THROWS: RIGHT</div> <div>BORN: 8-16-1967, Long Beach, CA</div> <div>1993 FLORIDA MARLINS BATTING RECORD</div> <table><tr><th>G</th><th>AB</th><th>R</th><th>H</th><th>2B</th><th>3B</th><th>HR</th><th>RBI</th><th>SB</th><th>SLG</th><th>BB</th><th>SO</th><th>AVG</th></tr><tr><td>99</td><td>375</td><td>45</td><td>104</td><td>16</td><td>2</td><td>5</td><td>33</td><td>2</td><td>.371</td><td>33</td><td>58</td><td>.277</td></tr></table> <div>CARDBOARD BASEBALL RATINGS</div> <table><tr><th>AVG</th><th>H</th><th>2B</th><th>3B</th><th>HR</th><th>RBI</th><th>SB</th></tr><tr><td>.277</td><td>104</td><td>16</td><td>2</td><td>5</td><td>3</td><td>1</td></tr></table> <div>DEFENSE RATING</div> <div>2B: </div> | | | | | | | | | | | | | G | AB | R | H | 2B | 3B | HR | RBI | SB | SLG | BB | SO | AVG | 99 | 375 | 45 | 104 | 16 | 2 | 5 | 33 | 2 | .371 | 33 | 58 | .277 | AVG | H | 2B | 3B | HR | RBI | SB | .277 | 104 | 16 | 2 | 5 | 3 | 1 | <div>022</div> <div>DANNY BAUTISTA</div> <div>OF</div> <div>HT: 5'11" WT: 170 BATS: RIGHT THROWS: RIGHT</div> <div>BORN: 5-24-1972, Santo Domingo, D.R.</div> <div>1993 DETROIT TIGERS BATTING RECORD</div> <table><tr><th>G</th><th>AB</th><th>R</th><th>H</th><th>2B</th><th>3B</th><th>HR</th><th>RBI</th><th>SB</th><th>SLG</th><th>BB</th><th>SO</th><th>AVG</th></tr><tr><td>17</td><td>61</td><td>6</td><td>19</td><td>3</td><td>0</td><td>1</td><td>9</td><td>3</td><td>.410</td><td>1</td><td>10</td><td>.311</td></tr></table> <div>CARDBOARD BASEBALL RATINGS</div> <table><tr><th>AVG</th><th>H</th><th>2B</th><th>3B</th><th>HR</th><th>RBI</th><th>SB</th></tr><tr><td>.311</td><td>19</td><td>3</td><td>0</td><td>1</td><td>0</td><td>1</td></tr></table> <div>DEFENSE RATING</div> <div>OF: </div> | | | | | | | | | | | | | G | AB | R | H | 2B | 3B | HR | RBI | SB | SLG | BB | SO | AVG | 17 | 61 | 6 | 19 | 3 | 0 | 1 | 9 | 3 | .410 | 1 | 10 | .311 | AVG | H | 2B | 3B | HR | RBI | SB | .311 | 19 | 3 | 0 | 1 | 0 | 1 |
| G | AB | R | H | 2B | 3B | HR | RBI | SB | SLG | BB | SO | AVG | | | | | | | | | | | | | | | | | | | | | | | | | | | | | | | | | | | | | | | | | | | | | | | | | | | | | | | | | | | | | | | | | | | | | | | | | | | | | | | | | | | | | | | | | | | | | |
| 99 | 375 | 45 | 104 | 16 | 2 | 5 | 33 | 2 | .371 | 33 | 58 | .277 | | | | | | | | | | | | | | | | | | | | | | | | | | | | | | | | | | | | | | | | | | | | | | | | | | | | | | | | | | | | | | | | | | | | | | | | | | | | | | | | | | | | | | | | | | | | | |
| AVG | H | 2B | 3B | HR | RBI | SB | | | | | | | | | | | | | | | | | | | | | | | | | | | | | | | | | | | | | | | | | | | | | | | | | | | | | | | | | | | | | | | | | | | | | | | | | | | | | | | | | | | | | | | | | | | | | | | | | | | |
| .277 | 104 | 16 | 2 | 5 | 3 | 1 | | | | | | | | | | | | | | | | | | | | | | | | | | | | | | | | | | | | | | | | | | | | | | | | | | | | | | | | | | | | | | | | | | | | | | | | | | | | | | | | | | | | | | | | | | | | | | | | | | | |
| G | AB | R | H | 2B | 3B | HR | RBI | SB | SLG | BB | SO | AVG | | | | | | | | | | | | | | | | | | | | | | | | | | | | | | | | | | | | | | | | | | | | | | | | | | | | | | | | | | | | | | | | | | | | | | | | | | | | | | | | | | | | | | | | | | | | | |
| 17 | 61 | 6 | 19 | 3 | 0 | 1 | 9 | 3 | .410 | 1 | 10 | .311 | | | | | | | | | | | | | | | | | | | | | | | | | | | | | | | | | | | | | | | | | | | | | | | | | | | | | | | | | | | | | | | | | | | | | | | | | | | | | | | | | | | | | | | | | | | | | |
| AVG | H | 2B | 3B | HR | RBI | SB | | | | | | | | | | | | | | | | | | | | | | | | | | | | | | | | | | | | | | | | | | | | | | | | | | | | | | | | | | | | | | | | | | | | | | | | | | | | | | | | | | | | | | | | | | | | | | | | | | | |
| .311 | 19 | 3 | 0 | 1 | 0 | 1 | | | | | | | | | | | | | | | | | | | | | | | | | | | | | | | | | | | | | | | | | | | | | | | | | | | | | | | | | | | | | | | | | | | | | | | | | | | | | | | | | | | | | | | | | | | | | | | | | | | |
| <div>019</div> <div>SKEETER BARNES</div> <div>OF-1B-3B</div> <div>HT: 5'11" WT: 175 BATS: RIGHT THROWS: RIGHT</div> <div>BORN: 3-3-1957, Cincinnati, OH</div> <div>1993 DETROIT TIGERS BATTING RECORD</div> <table><tr><th>G</th><th>AB</th><th>R</th><th>H</th><th>2B</th><th>3B</th><th>HR</th><th>RBI</th><th>SB</th><th>SLG</th><th>BB</th><th>SO</th><th>AVG</th></tr><tr><td>84</td><td>160</td><td>24</td><td>45</td><td>8</td><td>1</td><td>2</td><td>27</td><td>5</td><td>.381</td><td>11</td><td>19</td><td>.281</td></tr></table> <div>CARDBOARD BASEBALL RATINGS</div> <table><tr><th>AVG</th><th>H</th><th>2B</th><th>3B</th><th>HR</th><th>RBI</th><th>SB</th></tr><tr><td>.281</td><td>45</td><td>8</td><td>1</td><td>2</td><td>2</td><td>1</td></tr></table> <div>DEFENSE RATING</div> <div>OF: 1B: 3B: </div> | | | | | | | | | | | | | G | AB | R | H | 2B | 3B | HR | RBI | SB | SLG | BB | SO | AVG | 84 | 160 | 24 | 45 | 8 | 1 | 2 | 27 | 5 | .381 | 11 | 19 | .281 | AVG | H | 2B | 3B | HR | RBI | SB | .281 | 45 | 8 | 1 | 2 | 2 | 1 | <div>023</div> <div>BILL BEAN</div> <div>OF-1B</div> <div>HT: 6'0" WT: 185 BATS: LEFT THROWS: LEFT</div> <div>BORN: 5-11-1964, Santa Ana, CA</div> <div>1993 SAN DIEGO PADRES BATTING RECORD</div> <table><tr><th>G</th><th>AB</th><th>R</th><th>H</th><th>2B</th><th>3B</th><th>HR</th><th>RBI</th><th>SB</th><th>SLG</th><th>BB</th><th>SO</th><th>AVG</th></tr><tr><td>88</td><td>177</td><td>19</td><td>46</td><td>9</td><td>0</td><td>5</td><td>32</td><td>2</td><td>.395</td><td>6</td><td>29</td><td>.260</td></tr></table> <div>CARDBOARD BASEBALL RATINGS</div> <table><tr><th>AVG</th><th>H</th><th>2B</th><th>3B</th><th>HR</th><th>RBI</th><th>SB</th></tr><tr><td>.260</td><td>46</td><td>9</td><td>0</td><td>5</td><td>3</td><td>1</td></tr></table> <div>DEFENSE RATING</div> <div>OF: 1B: </div> | | | | | | | | | | | | | G | AB | R | H | 2B | 3B | HR | RBI | SB | SLG | BB | SO | AVG | 88 | 177 | 19 | 46 | 9 | 0 | 5 | 32 | 2 | .395 | 6 | 29 | .260 | AVG | H | 2B | 3B | HR | RBI | SB | .260 | 46 | 9 | 0 | 5 | 3 | 1 |
| G | AB | R | H | 2B | 3B | HR | RBI | SB | SLG | BB | SO | AVG | | | | | | | | | | | | | | | | | | | | | | | | | | | | | | | | | | | | | | | | | | | | | | | | | | | | | | | | | | | | | | | | | | | | | | | | | | | | | | | | | | | | | | | | | | | | | |
| 84 | 160 | 24 | 45 | 8 | 1 | 2 | 27 | 5 | .381 | 11 | 19 | .281 | | | | | | | | | | | | | | | | | | | | | | | | | | | | | | | | | | | | | | | | | | | | | | | | | | | | | | | | | | | | | | | | | | | | | | | | | | | | | | | | | | | | | | | | | | | | | |
| AVG | H | 2B | 3B | HR | RBI | SB | | | | | | | | | | | | | | | | | | | | | | | | | | | | | | | | | | | | | | | | | | | | | | | | | | | | | | | | | | | | | | | | | | | | | | | | | | | | | | | | | | | | | | | | | | | | | | | | | | | |
| .281 | 45 | 8 | 1 | 2 | 2 | 1 | | | | | | | | | | | | | | | | | | | | | | | | | | | | | | | | | | | | | | | | | | | | | | | | | | | | | | | | | | | | | | | | | | | | | | | | | | | | | | | | | | | | | | | | | | | | | | | | | | | |
| G | AB | R | H | 2B | 3B | HR | RBI | SB | SLG | BB | SO | AVG | | | | | | | | | | | | | | | | | | | | | | | | | | | | | | | | | | | | | | | | | | | | | | | | | | | | | | | | | | | | | | | | | | | | | | | | | | | | | | | | | | | | | | | | | | | | | |
| 88 | 177 | 19 | 46 | 9 | 0 | 5 | 32 | 2 | .395 | 6 | 29 | .260 | | | | | | | | | | | | | | | | | | | | | | | | | | | | | | | | | | | | | | | | | | | | | | | | | | | | | | | | | | | | | | | | | | | | | | | | | | | | | | | | | | | | | | | | | | | | | |
| AVG | H | 2B | 3B | HR | RBI | SB | | | | | | | | | | | | | | | | | | | | | | | | | | | | | | | | | | | | | | | | | | | | | | | | | | | | | | | | | | | | | | | | | | | | | | | | | | | | | | | | | | | | | | | | | | | | | | | | | | | |
| .260 | 46 | 9 | 0 | 5 | 3 | 1 | | | | | | | | | | | | | | | | | | | | | | | | | | | | | | | | | | | | | | | | | | | | | | | | | | | | | | | | | | | | | | | | | | | | | | | | | | | | | | | | | | | | | | | | | | | | | | | | | | | |
| <div>020</div> <div>KEVIN BASS</div> <div>OF</div> <div>HT: 6'0" WT: 183 BATS: BOTH THROWS: RIGHT</div> <div>BORN: 5-12-1959, Redwood City, CA</div> <div>1993 HOUSTON ASTROS BATTING RECORD</div> <table><tr><th>G</th><th>AB</th><th>R</th><th>H</th><th>2B</th><th>3B</th><th>HR</th><th>RBI</th><th>SB</th><th>SLG</th><th>BB</th><th>SO</th><th>AVG</th></tr><tr><td>111</td><td>229</td><td>31</td><td>65</td><td>18</td><td>0</td><td>3</td><td>37</td><td>7</td><td>.402</td><td>26</td><td>31</td><td>.284</td></tr></table> <div>CARDBOARD BASEBALL RATINGS</div> <table><tr><th>AVG</th><th>H</th><th>2B</th><th>3B</th><th>HR</th><th>RBI</th><th>SB</th></tr><tr><td>.284</td><td>65</td><td>18</td><td>0</td><td>3</td><td>3</td><td>1</td></tr></table> <div>DEFENSE RATING</div> <div>OF: </div> | | | | | | | | | | | | | G | AB | R | H | 2B | 3B | HR | RBI | SB | SLG | BB | SO | AVG | 111 | 229 | 31 | 65 | 18 | 0 | 3 | 37 | 7 | .402 | 26 | 31 | .284 | AVG | H | 2B | 3B | HR | RBI | SB | .284 | 65 | 18 | 0 | 3 | 3 | 1 | <div>024</div> <div>DEREK BELL</div> <div>OF-3B</div> <div>HT: 6'2" WT: 200 BATS: RIGHT THROWS: RIGHT</div> <div>BORN: 12-11-1968, Tampa, FL</div> <div>1993 SAN DIEGO PADRES BATTING RECORD</div> <table><tr><th>G</th><th>AB</th><th>R</th><th>H</th><th>2B</th><th>3B</th><th>HR</th><th>RBI</th><th>SB</th><th>SLG</th><th>BB</th><th>SO</th><th>AVG</th></tr><tr><td>150</td><td>542</td><td>73</td><td>142</td><td>19</td><td>1</td><td>21</td><td>72</td><td>26</td><td>.417</td><td>23</td><td>122</td><td>.262</td></tr></table> <div>CARDBOARD BASEBALL RATINGS</div> <table><tr><th>AVG</th><th>H</th><th>2B</th><th>3B</th><th>HR</th><th>RBI</th><th>SB</th></tr><tr><td>.262</td><td>142</td><td>19</td><td>1</td><td>21</td><td>7</td><td>3</td></tr></table> <div>DEFENSE RATING</div> <div>OF: 3B: </div> | | | | | | | | | | | | | G | AB | R | H | 2B | 3B | HR | RBI | SB | SLG | BB | SO | AVG | 150 | 542 | 73 | 142 | 19 | 1 | 21 | 72 | 26 | .417 | 23 | 122 | .262 | AVG | H | 2B | 3B | HR | RBI | SB | .262 | 142 | 19 | 1 | 21 | 7 | 3 |
| G | AB | R | H | 2B | 3B | HR | RBI | SB | SLG | BB | SO | AVG | | | | | | | | | | | | | | | | | | | | | | | | | | | | | | | | | | | | | | | | | | | | | | | | | | | | | | | | | | | | | | | | | | | | | | | | | | | | | | | | | | | | | | | | | | | | | |
| 111 | 229 | 31 | 65 | 18 | 0 | 3 | 37 | 7 | .402 | 26 | 31 | .284 | | | | | | | | | | | | | | | | | | | | | | | | | | | | | | | | | | | | | | | | | | | | | | | | | | | | | | | | | | | | | | | | | | | | | | | | | | | | | | | | | | | | | | | | | | | | | |
| AVG | H | 2B | 3B | HR | RBI | SB | | | | | | | | | | | | | | | | | | | | | | | | | | | | | | | | | | | | | | | | | | | | | | | | | | | | | | | | | | | | | | | | | | | | | | | | | | | | | | | | | | | | | | | | | | | | | | | | | | | |
| .284 | 65 | 18 | 0 | 3 | 3 | 1 | | | | | | | | | | | | | | | | | | | | | | | | | | | | | | | | | | | | | | | | | | | | | | | | | | | | | | | | | | | | | | | | | | | | | | | | | | | | | | | | | | | | | | | | | | | | | | | | | | | |
| G | AB | R | H | 2B | 3B | HR | RBI | SB | SLG | BB | SO | AVG | | | | | | | | | | | | | | | | | | | | | | | | | | | | | | | | | | | | | | | | | | | | | | | | | | | | | | | | | | | | | | | | | | | | | | | | | | | | | | | | | | | | | | | | | | | | | |
| 150 | 542 | 73 | 142 | 19 | 1 | 21 | 72 | 26 | .417 | 23 | 122 | .262 | | | | | | | | | | | | | | | | | | | | | | | | | | | | | | | | | | | | | | | | | | | | | | | | | | | | | | | | | | | | | | | | | | | | | | | | | | | | | | | | | | | | | | | | | | | | | |
| AVG | H | 2B | 3B | HR | RBI | SB | | | | | | | | | | | | | | | | | | | | | | | | | | | | | | | | | | | | | | | | | | | | | | | | | | | | | | | | | | | | | | | | | | | | | | | | | | | | | | | | | | | | | | | | | | | | | | | | | | | |
| .262 | 142 | 19 | 1 | 21 | 7 | 3 | | | | | | | | | | | | | | | | | | | | | | | | | | | | | | | | | | | | | | | | | | | | | | | | | | | | | | | | | | | | | | | | | | | | | | | | | | | | | | | | | | | | | | | | | | | | | | | | | | | |






























| | | | | | | | | | | | | | | | | | | | | | | | | | | | | | | | | | | | | | | | | | | | | | | | | | |
|------|-------------------|----------|--|--|--|----|-----|----|------|----|-----|------|-----|----|-----|----|----|-----|-----|-----|-----|-----|----|---|----|-----|----|------|----|-----|------|----------------------------|---|-----|---|----|----|----|-----|----|------|-----|----|---|----|----|---|----------------|---|
| 025 | ALBERT BELLE | OF | HT: 6'1" WT: 190 BATS: RIGHT THROWS: RIGHT BORN: 8-25-1966, Shreveport, LA | 1993 CLEVELAND INDIANS BATTING RECORD | <table><tr><td>G</td><td>AB</td><td>R</td><td>H</td><td>2B</td><td>3B</td><td>HR</td><td>RBI</td><td>SB</td><td>SLG</td><td>BB</td><td>SO</td><td>AVG</td></tr><tr><td>159</td><td>594</td><td>93</td><td>172</td><td>36</td><td>3</td><td>38</td><td>129</td><td>23</td><td>.552</td><td>76</td><td>96</td><td>.290</td></tr></table> | G | AB | R | H | 2B | 3B | HR | RBI | SB | SLG | BB | SO | AVG | 159 | 594 | 93 | 172 | 36 | 3 | 38 | 129 | 23 | .552 | 76 | 96 | .290 | CARDBOARD BASEBALL RATINGS | <table><tr><td>AVG</td><td>H</td><td>2B</td><td>3B</td><td>HR</td><td>RBI</td><td>SB</td></tr><tr><td>.290</td><td>172</td><td>36</td><td>3</td><td>38</td><td>12</td><td>2</td></tr></table> | AVG | H | 2B | 3B | HR | RBI | SB | .290 | 172 | 36 | 3 | 38 | 12 | 2 | DEFENSE RATING | OF:   |
| G | AB | R | H | 2B | 3B | HR | RBI | SB | SLG | BB | SO | AVG | | | | | | | | | | | | | | | | | | | | | | | | | | | | | | | | | | | | | |
| 159 | 594 | 93 | 172 | 36 | 3 | 38 | 129 | 23 | .552 | 76 | 96 | .290 | | | | | | | | | | | | | | | | | | | | | | | | | | | | | | | | | | | | | |
| AVG | H | 2B | 3B | HR | RBI | SB | | | | | | | | | | | | | | | | | | | | | | | | | | | | | | | | | | | | | | | | | | | |
| .290 | 172 | 36 | 3 | 38 | 12 | 2 | | | | | | | | | | | | | | | | | | | | | | | | | | | | | | | | | | | | | | | | | | | |
| 026 | GEORGE BELL | DH | HT: 6'1" WT: 190 BATS: RIGHT THROWS: RIGHT BORN: 10-21-1959, San Pedro de Macoris, D.R. | 1993 CHICAGO WHITE SOX BATTING RECORD | <table><tr><td>G</td><td>AB</td><td>R</td><td>H</td><td>2B</td><td>3B</td><td>HR</td><td>RBI</td><td>SB</td><td>SLG</td><td>BB</td><td>SO</td><td>AVG</td></tr><tr><td>102</td><td>410</td><td>36</td><td>89</td><td>17</td><td>2</td><td>13</td><td>64</td><td>1</td><td>.363</td><td>13</td><td>49</td><td>.217</td></tr></table> | G | AB | R | H | 2B | 3B | HR | RBI | SB | SLG | BB | SO | AVG | 102 | 410 | 36 | 89 | 17 | 2 | 13 | 64 | 1 | .363 | 13 | 49 | .217 | CARDBOARD BASEBALL RATINGS | <table><tr><td>AVG</td><td>H</td><td>2B</td><td>3B</td><td>HR</td><td>RBI</td><td>SB</td></tr><tr><td>.217</td><td>89</td><td>17</td><td>2</td><td>13</td><td>6</td><td>1</td></tr></table> | AVG | H | 2B | 3B | HR | RBI | SB | .217 | 89 | 17 | 2 | 13 | 6 | 1 | DEFENSE RATING | |
| G | AB | R | H | 2B | 3B | HR | RBI | SB | SLG | BB | SO | AVG | | | | | | | | | | | | | | | | | | | | | | | | | | | | | | | | | | | | | |
| 102 | 410 | 36 | 89 | 17 | 2 | 13 | 64 | 1 | .363 | 13 | 49 | .217 | | | | | | | | | | | | | | | | | | | | | | | | | | | | | | | | | | | | | |
| AVG | H | 2B | 3B | HR | RBI | SB | | | | | | | | | | | | | | | | | | | | | | | | | | | | | | | | | | | | | | | | | | | |
| .217 | 89 | 17 | 2 | 13 | 6 | 1 | | | | | | | | | | | | | | | | | | | | | | | | | | | | | | | | | | | | | | | | | | | |
| 027 | RAFAEL BELLARD | 2B-SS | HT: 5'6" WT: 160 BATS: RIGHT THROWS: RIGHT BORN: 10-24-1961, Pueblo Nuevo, D.R. | 1993 ATLANTA BRAVES BATTING RECORD | <table><tr><td>G</td><td>AB</td><td>R</td><td>H</td><td>2B</td><td>3B</td><td>HR</td><td>RBI</td><td>SB</td><td>SLG</td><td>BB</td><td>SO</td><td>AVG</td></tr><tr><td>91</td><td>79</td><td>6</td><td>18</td><td>5</td><td>0</td><td>0</td><td>6</td><td>0</td><td>.291</td><td>4</td><td>13</td><td>.228</td></tr></table> | G | AB | R | H | 2B | 3B | HR | RBI | SB | SLG | BB | SO | AVG | 91 | 79 | 6 | 18 | 5 | 0 | 0 | 6 | 0 | .291 | 4 | 13 | .228 | CARDBOARD BASEBALL RATINGS | <table><tr><td>AVG</td><td>H</td><td>2B</td><td>3B</td><td>HR</td><td>RBI</td><td>SB</td></tr><tr><td>.228</td><td>18</td><td>5</td><td>0</td><td>0</td><td>0</td><td>1</td></tr></table> | AVG | H | 2B | 3B | HR | RBI | SB | .228 | 18 | 5 | 0 | 0 | 0 | 1 | DEFENSE RATING | 2B:   SS:    |
| G | AB | R | H | 2B | 3B | HR | RBI | SB | SLG | BB | SO | AVG | | | | | | | | | | | | | | | | | | | | | | | | | | | | | | | | | | | | | |
| 91 | 79 | 6 | 18 | 5 | 0 | 0 | 6 | 0 | .291 | 4 | 13 | .228 | | | | | | | | | | | | | | | | | | | | | | | | | | | | | | | | | | | | | |
| AVG | H | 2B | 3B | HR | RBI | SB | | | | | | | | | | | | | | | | | | | | | | | | | | | | | | | | | | | | | | | | | | | |
| .228 | 18 | 5 | 0 | 0 | 0 | 1 | | | | | | | | | | | | | | | | | | | | | | | | | | | | | | | | | | | | | | | | | | | |
| 028 | JAY BELL | SS | HT: 6'1" WT: 180 BATS: RIGHT THROWS: RIGHT BORN: 12-11-1965, Eglin A.F.B., FL | 1993 PITTSBURGH PIRATES BATTING RECORD | <table><tr><td>G</td><td>AB</td><td>R</td><td>H</td><td>2B</td><td>3B</td><td>HR</td><td>RBI</td><td>SB</td><td>SLG</td><td>BB</td><td>SO</td><td>AVG</td></tr><tr><td>154</td><td>604</td><td>102</td><td>187</td><td>32</td><td>9</td><td>9</td><td>51</td><td>16</td><td>.437</td><td>77</td><td>122</td><td>.310</td></tr></table> | G | AB | R | H | 2B | 3B | HR | RBI | SB | SLG | BB | SO | AVG | 154 | 604 | 102 | 187 | 32 | 9 | 9 | 51 | 16 | .437 | 77 | 122 | .310 | CARDBOARD BASEBALL RATINGS | <table><tr><td>AVG</td><td>H</td><td>2B</td><td>3B</td><td>HR</td><td>RBI</td><td>SB</td></tr><tr><td>.310</td><td>187</td><td>32</td><td>9</td><td>9</td><td>5</td><td>2</td></tr></table> | AVG | H | 2B | 3B | HR | RBI | SB | .310 | 187 | 32 | 9 | 9 | 5 | 2 | DEFENSE RATING | SS:    |
| G | AB | R | H | 2B | 3B | HR | RBI | SB | SLG | BB | SO | AVG | | | | | | | | | | | | | | | | | | | | | | | | | | | | | | | | | | | | | |
| 154 | 604 | 102 | 187 | 32 | 9 | 9 | 51 | 16 | .437 | 77 | 122 | .310 | | | | | | | | | | | | | | | | | | | | | | | | | | | | | | | | | | | | | |
| AVG | H | 2B | 3B | HR | RBI | SB | | | | | | | | | | | | | | | | | | | | | | | | | | | | | | | | | | | | | | | | | | | |
| .310 | 187 | 32 | 9 | 9 | 5 | 2 | | | | | | | | | | | | | | | | | | | | | | | | | | | | | | | | | | | | | | | | | | | |
| 029 | JUAN BELL | 2B-SS | HT: 5'11" WT: 172 BATS: RIGHT THROWS: RIGHT BORN: 3-29-1968, San Pedro de Macoris, D.R. | 1993 MILWAUKEE BREWERS BATTING RECORD | <table><tr><td>G</td><td>AB</td><td>R</td><td>H</td><td>2B</td><td>3B</td><td>HR</td><td>RBI</td><td>SB</td><td>SLG</td><td>BB</td><td>SO</td><td>AVG</td></tr><tr><td>115</td><td>351</td><td>47</td><td>80</td><td>12</td><td>3</td><td>5</td><td>36</td><td>6</td><td>.322</td><td>41</td><td>76</td><td>.228</td></tr></table> | G | AB | R | H | 2B | 3B | HR | RBI | SB | SLG | BB | SO | AVG | 115 | 351 | 47 | 80 | 12 | 3 | 5 | 36 | 6 | .322 | 41 | 76 | .228 | CARDBOARD BASEBALL RATINGS | <table><tr><td>AVG</td><td>H</td><td>2B</td><td>3B</td><td>HR</td><td>RBI</td><td>SB</td></tr><tr><td>.228</td><td>80</td><td>12</td><td>3</td><td>5</td><td>3</td><td>1</td></tr></table> | AVG | H | 2B | 3B | HR | RBI | SB | .228 | 80 | 12 | 3 | 5 | 3 | 1 | DEFENSE RATING | 2B:    SS:   |
| G | AB | R | H | 2B | 3B | HR | RBI | SB | SLG | BB | SO | AVG | | | | | | | | | | | | | | | | | | | | | | | | | | | | | | | | | | | | | |
| 115 | 351 | 47 | 80 | 12 | 3 | 5 | 36 | 6 | .322 | 41 | 76 | .228 | | | | | | | | | | | | | | | | | | | | | | | | | | | | | | | | | | | | | |
| AVG | H | 2B | 3B | HR | RBI | SB | | | | | | | | | | | | | | | | | | | | | | | | | | | | | | | | | | | | | | | | | | | |
| .228 | 80 | 12 | 3 | 5 | 3 | 1 | | | | | | | | | | | | | | | | | | | | | | | | | | | | | | | | | | | | | | | | | | | |
| 030 | FREDDIE BENAVIDES | SS-2B-3B | HT: 6'2" WT: 180 BATS: RIGHT THROWS: RIGHT BORN: 4-7-1966, Laredo, TX | 1993 COLORADO ROCKIES BATTING RECORD | <table><tr><td>G</td><td>AB</td><td>R</td><td>H</td><td>2B</td><td>3B</td><td>HR</td><td>RBI</td><td>SB</td><td>SLG</td><td>BB</td><td>SO</td><td>AVG</td></tr><tr><td>74</td><td>213</td><td>20</td><td>61</td><td>10</td><td>3</td><td>3</td><td>26</td><td>3</td><td>.404</td><td>6</td><td>27</td><td>.286</td></tr></table> | G | AB | R | H | 2B | 3B | HR | RBI | SB | SLG | BB | SO | AVG | 74 | 213 | 20 | 61 | 10 | 3 | 3 | 26 | 3 | .404 | 6 | 27 | .286 | CARDBOARD BASEBALL RATINGS | <table><tr><td>AVG</td><td>H</td><td>2B</td><td>3B</td><td>HR</td><td>RBI</td><td>SB</td></tr><tr><td>.286</td><td>61</td><td>10</td><td>3</td><td>3</td><td>2</td><td>1</td></tr></table> | AVG | H | 2B | 3B | HR | RBI | SB | .286 | 61 | 10 | 3 | 3 | 2 | 1 | DEFENSE RATING | SS:   2B:    3B:   |
| G | AB | R | H | 2B | 3B | HR | RBI | SB | SLG | BB | SO | AVG | | | | | | | | | | | | | | | | | | | | | | | | | | | | | | | | | | | | | |
| 74 | 213 | 20 | 61 | 10 | 3 | 3 | 26 | 3 | .404 | 6 | 27 | .286 | | | | | | | | | | | | | | | | | | | | | | | | | | | | | | | | | | | | | |
| AVG | H | 2B | 3B | HR | RBI | SB | | | | | | | | | | | | | | | | | | | | | | | | | | | | | | | | | | | | | | | | | | | |
| .286 | 61 | 10 | 3 | 3 | 2 | 1 | | | | | | | | | | | | | | | | | | | | | | | | | | | | | | | | | | | | | | | | | | | |
| 031 | MIKE BENJAMIN | 2B-3B-SS | HT: 6'3" WT: 195 BATS: RIGHT THROWS: RIGHT BORN: 11-22-1965, Euclid, OH | 1993 SAN FRANCISCO GIANTS BATTING RECORD | <table><tr><td>G</td><td>AB</td><td>R</td><td>H</td><td>2B</td><td>3B</td><td>HR</td><td>RBI</td><td>SB</td><td>SLG</td><td>BB</td><td>SO</td><td>AVG</td></tr><tr><td>63</td><td>146</td><td>22</td><td>29</td><td>7</td><td>0</td><td>4</td><td>16</td><td>0</td><td>.329</td><td>9</td><td>23</td><td>.199</td></tr></table> | G | AB | R | H | 2B | 3B | HR | RBI | SB | SLG | BB | SO | AVG | 63 | 146 | 22 | 29 | 7 | 0 | 4 | 16 | 0 | .329 | 9 | 23 | .199 | CARDBOARD BASEBALL RATINGS | <table><tr><td>AVG</td><td>H</td><td>2B</td><td>3B</td><td>HR</td><td>RBI</td><td>SB</td></tr><tr><td>.199</td><td>29</td><td>7</td><td>0</td><td>4</td><td>1</td><td>1</td></tr></table> | AVG | H | 2B | 3B | HR | RBI | SB | .199 | 29 | 7 | 0 | 4 | 1 | 1 | DEFENSE RATING | 2B:    3B:    SS:   |
| G | AB | R | H | 2B | 3B | HR | RBI | SB | SLG | BB | SO | AVG | | | | | | | | | | | | | | | | | | | | | | | | | | | | | | | | | | | | | |
| 63 | 146 | 22 | 29 | 7 | 0 | 4 | 16 | 0 | .329 | 9 | 23 | .199 | | | | | | | | | | | | | | | | | | | | | | | | | | | | | | | | | | | | | |
| AVG | H | 2B | 3B | HR | RBI | SB | | | | | | | | | | | | | | | | | | | | | | | | | | | | | | | | | | | | | | | | | | | |
| .199 | 29 | 7 | 0 | 4 | 1 | 1 | | | | | | | | | | | | | | | | | | | | | | | | | | | | | | | | | | | | | | | | | | | |
| 032 | TODD BENZINGER | 1B-OF | HT: 6'1" WT: 185 BATS: BOTH THROWS: RIGHT BORN: 2-11-1963, Dayton, KY | 1993 SAN FRANCISCO GIANTS BATTING RECORD | <table><tr><td>G</td><td>AB</td><td>R</td><td>H</td><td>2B</td><td>3B</td><td>HR</td><td>RBI</td><td>SB</td><td>SLG</td><td>BB</td><td>SO</td><td>AVG</td></tr><tr><td>86</td><td>177</td><td>25</td><td>51</td><td>7</td><td>2</td><td>6</td><td>26</td><td>0</td><td>.452</td><td>13</td><td>35</td><td>.288</td></tr></table> | G | AB | R | H | 2B | 3B | HR | RBI | SB | SLG | BB | SO | AVG | 86 | 177 | 25 | 51 | 7 | 2 | 6 | 26 | 0 | .452 | 13 | 35 | .288 | CARDBOARD BASEBALL RATINGS | <table><tr><td>AVG</td><td>H</td><td>2B</td><td>3B</td><td>HR</td><td>RBI</td><td>SB</td></tr><tr><td>.288</td><td>51</td><td>7</td><td>2</td><td>6</td><td>2</td><td>1</td></tr></table> | AVG | H | 2B | 3B | HR | RBI | SB | .288 | 51 | 7 | 2 | 6 | 2 | 1 | DEFENSE RATING | 1B:   OF:   |
| G | AB | R | H | 2B | 3B | HR | RBI | SB | SLG | BB | SO | AVG | | | | | | | | | | | | | | | | | | | | | | | | | | | | | | | | | | | | | |
| 86 | 177 | 25 | 51 | 7 | 2 | 6 | 26 | 0 | .452 | 13 | 35 | .288 | | | | | | | | | | | | | | | | | | | | | | | | | | | | | | | | | | | | | |
| AVG | H | 2B | 3B | HR | RBI | SB | | | | | | | | | | | | | | | | | | | | | | | | | | | | | | | | | | | | | | | | | | | |
| .288 | 51 | 7 | 2 | 6 | 2 | 1 | | | | | | | | | | | | | | | | | | | | | | | | | | | | | | | | | | | | | | | | | | | |

| | | | | | | | | | | | | | | | | | | | | | | | | | | |
|---|-----------------|----|--|--------------|-----|----|-----|----|------|----|----|------|------|-----|----|-----|----|-----|----|-----|----|------|----|----|------|--|
| 033 | GERONIMO BERROA | OF | 037 | CRAIG BIGGIO | 2B | | | | | | | | | | | | | | | | | | | | | |
| HT: 6'0" WT: 165 BATS: RIGHT THROWS: RIGHT BORN: 3-18-1965, Santo Domingo, D.R. | | | HT: 5'11" WT: 185 BATS: RIGHT THROWS: RIGHT BORN: 12-14-1965, Smithtown, NY | | | | | | | | | | | | | | | | | | | | | | | |
| 1993 FLORIDA MARLINS BATTING RECORD | | | 1993 HOUSTON ASTROS BATTING RECORD | | | | | | | | | | | | | | | | | | | | | | | |
| G | AB | R | H | 2B | 3B | HR | RBI | SB | SLG | BB | SO | AVG | G | AB | R | H | 2B | 3B | HR | RBI | SB | SLG | BB | SO | AVG | |
| 14 | 34 | 3 | 4 | 1 | 0 | 0 | 0 | 0 | .147 | 2 | 7 | .118 | 155 | 610 | 98 | 175 | 41 | 5 | 21 | 64 | 15 | .474 | 77 | 93 | .287 | |
| CARDBOARD BASEBALL RATINGS | | | CARDBOARD BASEBALL RATINGS | | | | | | | | | | | | | | | | | | | | | | | |
| AVG | H | 2B | 3B | HR | RBI | SB | | | | | | | AVG | H | 2B | 3B | HR | RBI | SB | | | | | | | |
| .118 | 4 | 1 | 0 | 0 | 0 | 1 | | | | | | | .287 | 175 | 41 | 5 | 21 | 6 | 2 | | | | | | | |
| DEFENSE RATING | | | DEFENSE RATING | | | | | | | | | | | | | | | | | | | | | | | |
| OF:  | | | 2B:    | | | | | | | | | | | | | | | | | | | | | | | |

| | | | | | | | | | | | | | | | | | | | | | | | | | | |
|--|-----------------|----|--|-------------------|-------|---|-----|----|------|----|----|------|------|-----|----|----|----|-----|----|-----|----|------|----|----|------|--|
| 034 | DAMON BERRYHILL | C | 038 | LANCE BLANKENSHIP | OF-2B | | | | | | | | | | | | | | | | | | | | | |
| HT: 6'0" WT: 205 BATS: BOTH THROWS: RIGHT BORN: 12-3-1963, South Laguna, CA | | | HT: 6'0" WT: 190 BATS: RIGHT THROWS: RIGHT BORN: 12-6-1963, Portland, OR | | | | | | | | | | | | | | | | | | | | | | | |
| 1993 ATLANTA BRAVES BATTING RECORD | | | 1993 OAKLAND ATHLETICS BATTING RECORD | | | | | | | | | | | | | | | | | | | | | | | |
| G | AB | R | H | 2B | 3B | HR | RBI | SB | SLG | BB | SO | AVG | G | AB | R | H | 2B | 3B | HR | RBI | SB | SLG | BB | SO | AVG | |
| 115 | 335 | 24 | 82 | 18 | 2 | 8 | 43 | 0 | .382 | 21 | 64 | .245 | 94 | 252 | 43 | 48 | 8 | 1 | 2 | 23 | 13 | .254 | 67 | 64 | .190 | |
| CARDBOARD BASEBALL RATINGS | | | CARDBOARD BASEBALL RATINGS | | | | | | | | | | | | | | | | | | | | | | | |
| AVG | H | 2B | 3B | HR | RBI | SB | | | | | | | AVG | H | 2B | 3B | HR | RBI | SB | | | | | | | |
| .245 | 82 | 18 | 2 | 8 | 4 | 1 | | | | | | | .190 | 48 | 8 | 1 | 2 | 2 | 2 | 1 | | | | | | |
| DEFENSE RATING | | | DEFENSE RATING | | | | | | | | | | | | | | | | | | | | | | | |
| | | | OF:    | | | 2B:    | | | | | | | | | | | | | | | | | | | | |

| | | | | | | | | | | | | | | | | | | | | | | | | | | |
|---|------------|----|---|--------------|-----|----|-----|----|------|----|----|------|------|-----|-----|-----|----|-----|----|-----|----|------|----|-----|------|--|
| 035 | SEAN BERRY | 3B | 039 | JEFF BLAUSER | SS | | | | | | | | | | | | | | | | | | | | | |
| HT: 5'11" WT: 200 BATS: RIGHT THROWS: RIGHT BORN: 3-22-1966, Santa Monica, CA | | | HT: 6'0" WT: 170 BATS: RIGHT THROWS: RIGHT BORN: 11-8-1965, Los Gatos, CA | | | | | | | | | | | | | | | | | | | | | | | |
| 1993 MONTREAL EXPOS BATTING RECORD | | | 1993 ATLANTA BRAVES BATTING RECORD | | | | | | | | | | | | | | | | | | | | | | | |
| G | AB | R | H | 2B | 3B | HR | RBI | SB | SLG | BB | SO | AVG | G | AB | R | H | 2B | 3B | HR | RBI | SB | SLG | BB | SO | AVG | |
| 122 | 299 | 50 | 78 | 15 | 2 | 14 | 49 | 12 | .465 | 41 | 70 | .261 | 161 | 597 | 110 | 182 | 29 | 2 | 15 | 73 | 16 | .436 | 85 | 109 | .305 | |
| CARDBOARD BASEBALL RATINGS | | | CARDBOARD BASEBALL RATINGS | | | | | | | | | | | | | | | | | | | | | | | |
| AVG | H | 2B | 3B | HR | RBI | SB | | | | | | | AVG | H | 2B | 3B | HR | RBI | SB | | | | | | | |
| .261 | 78 | 15 | 2 | 14 | 4 | 1 | | | | | | | .305 | 182 | 29 | 2 | 15 | 7 | 2 | | | | | | | |
| DEFENSE RATING | | | DEFENSE RATING | | | | | | | | | | | | | | | | | | | | | | | |
| 3B:   | | | SS:   | | | | | | | | | | | | | | | | | | | | | | | |

| | | | | | | | | | | | | | | | | | | | | | | | | | | |
|---|----------------|----|---|--------------|-----|----|-----|----|------|----|----|------|------|-----|----|-----|----|-----|----|-----|----|------|----|----|------|--|
| 036 | DANTE BICHETTE | OF | 040 | MIKE BLOWERS | 3B | | | | | | | | | | | | | | | | | | | | | |
| HT: 6'3" WT: 215 BATS: RIGHT THROWS: RIGHT BORN: 11-18-1963, West Palm Beach, FL | | | HT: 6'2" WT: 190 BATS: RIGHT THROWS: RIGHT BORN: 4-24-1965, Wurzburg, W.Germany | | | | | | | | | | | | | | | | | | | | | | | |
| 1993 COLORADO ROCKIES BATTING RECORD | | | 1993 SEATTLE MARINERS BATTING RECORD | | | | | | | | | | | | | | | | | | | | | | | |
| G | AB | R | H | 2B | 3B | HR | RBI | SB | SLG | BB | SO | AVG | G | AB | R | H | 2B | 3B | HR | RBI | SB | SLG | BB | SO | AVG | |
| 141 | 538 | 93 | 167 | 43 | 5 | 21 | 89 | 14 | .526 | 28 | 99 | .310 | 127 | 379 | 55 | 106 | 23 | 3 | 15 | 57 | 1 | .475 | 44 | 98 | .280 | |
| CARDBOARD BASEBALL RATINGS | | | CARDBOARD BASEBALL RATINGS | | | | | | | | | | | | | | | | | | | | | | | |
| AVG | H | 2B | 3B | HR | RBI | SB | | | | | | | AVG | H | 2B | 3B | HR | RBI | SB | | | | | | | |
| .310 | 167 | 43 | 5 | 21 | 8 | 1 | | | | | | | .280 | 106 | 23 | 3 | 15 | 5 | 1 | | | | | | | |
| DEFENSE RATING | | | DEFENSE RATING | | | | | | | | | | | | | | | | | | | | | | | |
| OF:   | | | 3B:   | | | | | | | | | | | | | | | | | | | | | | | |

| | | | | | | | | | | | | | | | | | | | | | | | | | | | | | | | | | | | | | | | | | | | | | | | | | | | | |
|--|-----|-----|-----|----|-----|----|-----|----|------|-----|----|------|---|----|---|---|----|----|----|-----|----|-----|----|----|-----|-----|-----|-----|-----|----|---|----|-----|----|------|-----|----|------|-----|---|----|----|----|-----|----|------|-----|----|---|----|----|---|
| <div>041</div> <div>TIM BOGAR</div> <div>SS-3B-2B</div> <div>HT: 6'2" WT: 198 BATS: RIGHT THROWS: RIGHT</div> <div>BORN: 10-28-1966, Indianapolis, IN</div> <div>1993 NEW YORK METS BATTING RECORD</div> <table><tr><td>G</td><td>AB</td><td>R</td><td>H</td><td>2B</td><td>3B</td><td>HR</td><td>RBI</td><td>SB</td><td>SLG</td><td>BB</td><td>SO</td><td>AVG</td></tr><tr><td>78</td><td>205</td><td>19</td><td>50</td><td>13</td><td>0</td><td>3</td><td>25</td><td>0</td><td>.351</td><td>14</td><td>29</td><td>.244</td></tr></table> <div>CARDBOARD BASEBALL RATINGS</div> <table><tr><td>AVG</td><td>H</td><td>2B</td><td>3B</td><td>HR</td><td>RBI</td><td>SB</td></tr><tr><td>.244</td><td>50</td><td>13</td><td>0</td><td>3</td><td>2</td><td>1</td></tr></table> <div>DEFENSE RATING</div> <div>SS:  </div> <div>3B:   </div> <div>2B:   </div> | | | | | | | | | | | | | G | AB | R | H | 2B | 3B | HR | RBI | SB | SLG | BB | SO | AVG | 78 | 205 | 19 | 50 | 13 | 0 | 3 | 25 | 0 | .351 | 14 | 29 | .244 | AVG | H | 2B | 3B | HR | RBI | SB | .244 | 50 | 13 | 0 | 3 | 2 | 1 |
| G | AB | R | H | 2B | 3B | HR | RBI | SB | SLG | BB | SO | AVG | | | | | | | | | | | | | | | | | | | | | | | | | | | | | | | | | | | | | | | | |
| 78 | 205 | 19 | 50 | 13 | 0 | 3 | 25 | 0 | .351 | 14 | 29 | .244 | | | | | | | | | | | | | | | | | | | | | | | | | | | | | | | | | | | | | | | | |
| AVG | H | 2B | 3B | HR | RBI | SB | | | | | | | | | | | | | | | | | | | | | | | | | | | | | | | | | | | | | | | | | | | | | | |
| .244 | 50 | 13 | 0 | 3 | 2 | 1 | | | | | | | | | | | | | | | | | | | | | | | | | | | | | | | | | | | | | | | | | | | | | | |
| <div>042</div> <div>WADE BOGGS</div> <div>3B</div> <div>HT: 6'2" WT: 190 BATS: LEFT THROWS: RIGHT</div> <div>BORN: 6-15-1958, Omaha, NE</div> <div>1993 NEW YORK YANKEES BATTING RECORD</div> <table><tr><td>G</td><td>AB</td><td>R</td><td>H</td><td>2B</td><td>3B</td><td>HR</td><td>RBI</td><td>SB</td><td>SLG</td><td>BB</td><td>SO</td><td>AVG</td></tr><tr><td>143</td><td>560</td><td>83</td><td>169</td><td>26</td><td>1</td><td>2</td><td>59</td><td>0</td><td>.363</td><td>74</td><td>49</td><td>.302</td></tr></table> <div>CARDBOARD BASEBALL RATINGS</div> <table><tr><td>AVG</td><td>H</td><td>2B</td><td>3B</td><td>HR</td><td>RBI</td><td>SB</td></tr><tr><td>.302</td><td>169</td><td>26</td><td>1</td><td>2</td><td>5</td><td>1</td></tr></table> <div>DEFENSE RATING</div> <div>3B:   </div> | | | | | | | | | | | | | G | AB | R | H | 2B | 3B | HR | RBI | SB | SLG | BB | SO | AVG | 143 | 560 | 83 | 169 | 26 | 1 | 2 | 59 | 0 | .363 | 74 | 49 | .302 | AVG | H | 2B | 3B | HR | RBI | SB | .302 | 169 | 26 | 1 | 2 | 5 | 1 |
| G | AB | R | H | 2B | 3B | HR | RBI | SB | SLG | BB | SO | AVG | | | | | | | | | | | | | | | | | | | | | | | | | | | | | | | | | | | | | | | | |
| 143 | 560 | 83 | 169 | 26 | 1 | 2 | 59 | 0 | .363 | 74 | 49 | .302 | | | | | | | | | | | | | | | | | | | | | | | | | | | | | | | | | | | | | | | | |
| AVG | H | 2B | 3B | HR | RBI | SB | | | | | | | | | | | | | | | | | | | | | | | | | | | | | | | | | | | | | | | | | | | | | | |
| .302 | 169 | 26 | 1 | 2 | 5 | 1 | | | | | | | | | | | | | | | | | | | | | | | | | | | | | | | | | | | | | | | | | | | | | | |
| <div>043</div> <div>FRANK BOLICK</div> <div>1B-3B</div> <div>HT: 5'10" WT: 190 BATS: BOTH THROWS: RIGHT</div> <div>BORN: 6-28-1966, Ashland, PA</div> <div>1993 MONTREAL EXPOS BATTING RECORD</div> <table><tr><td>G</td><td>AB</td><td>R</td><td>H</td><td>2B</td><td>3B</td><td>HR</td><td>RBI</td><td>SB</td><td>SLG</td><td>BB</td><td>SO</td><td>AVG</td></tr><tr><td>95</td><td>213</td><td>25</td><td>45</td><td>13</td><td>0</td><td>4</td><td>24</td><td>1</td><td>.329</td><td>23</td><td>37</td><td>.211</td></tr></table> <div>CARDBOARD BASEBALL RATINGS</div> <table><tr><td>AVG</td><td>H</td><td>2B</td><td>3B</td><td>HR</td><td>RBI</td><td>SB</td></tr><tr><td>.211</td><td>45</td><td>13</td><td>0</td><td>4</td><td>2</td><td>1</td></tr></table> <div>DEFENSE RATING</div> <div>1B:   </div> <div>3B:  </div> | | | | | | | | | | | | | G | AB | R | H | 2B | 3B | HR | RBI | SB | SLG | BB | SO | AVG | 95 | 213 | 25 | 45 | 13 | 0 | 4 | 24 | 1 | .329 | 23 | 37 | .211 | AVG | H | 2B | 3B | HR | RBI | SB | .211 | 45 | 13 | 0 | 4 | 2 | 1 |
| G | AB | R | H | 2B | 3B | HR | RBI | SB | SLG | BB | SO | AVG | | | | | | | | | | | | | | | | | | | | | | | | | | | | | | | | | | | | | | | | |
| 95 | 213 | 25 | 45 | 13 | 0 | 4 | 24 | 1 | .329 | 23 | 37 | .211 | | | | | | | | | | | | | | | | | | | | | | | | | | | | | | | | | | | | | | | | |
| AVG | H | 2B | 3B | HR | RBI | SB | | | | | | | | | | | | | | | | | | | | | | | | | | | | | | | | | | | | | | | | | | | | | | |
| .211 | 45 | 13 | 0 | 4 | 2 | 1 | | | | | | | | | | | | | | | | | | | | | | | | | | | | | | | | | | | | | | | | | | | | | | |
| <div>044</div> <div>BARRY BONDS</div> <div>OF</div> <div>HT: 6'1" WT: 185 BATS: LEFT THROWS: LEFT</div> <div>BORN: 7-24-1964, Riverside, CA</div> <div>1993 SAN FRANCISCO GIANTS BATTING RECORD</div> <table><tr><td>G</td><td>AB</td><td>R</td><td>H</td><td>2B</td><td>3B</td><td>HR</td><td>RBI</td><td>SB</td><td>SLG</td><td>BB</td><td>SO</td><td>AVG</td></tr><tr><td>159</td><td>539</td><td>129</td><td>181</td><td>38</td><td>4</td><td>46</td><td>123</td><td>29</td><td>.677</td><td>126</td><td>79</td><td>.336</td></tr></table> <div>CARDBOARD BASEBALL RATINGS</div> <table><tr><td>AVG</td><td>H</td><td>2B</td><td>3B</td><td>HR</td><td>RBI</td><td>SB</td></tr><tr><td>.336</td><td>181</td><td>38</td><td>4</td><td>46</td><td>12</td><td>3</td></tr></table> <div>DEFENSE RATING</div> <div>OF:  </div> | | | | | | | | | | | | | G | AB | R | H | 2B | 3B | HR | RBI | SB | SLG | BB | SO | AVG | 159 | 539 | 129 | 181 | 38 | 4 | 46 | 123 | 29 | .677 | 126 | 79 | .336 | AVG | H | 2B | 3B | HR | RBI | SB | .336 | 181 | 38 | 4 | 46 | 12 | 3 |
| G | AB | R | H | 2B | 3B | HR | RBI | SB | SLG | BB | SO | AVG | | | | | | | | | | | | | | | | | | | | | | | | | | | | | | | | | | | | | | | | |
| 159 | 539 | 129 | 181 | 38 | 4 | 46 | 123 | 29 | .677 | 126 | 79 | .336 | | | | | | | | | | | | | | | | | | | | | | | | | | | | | | | | | | | | | | | | |
| AVG | H | 2B | 3B | HR | RBI | SB | | | | | | | | | | | | | | | | | | | | | | | | | | | | | | | | | | | | | | | | | | | | | | |
| .336 | 181 | 38 | 4 | 46 | 12 | 3 | | | | | | | | | | | | | | | | | | | | | | | | | | | | | | | | | | | | | | | | | | | | | | |
| <div>045</div> <div>BOBBY BONILLA</div> <div>OF-3B-1B</div> <div>HT: 6'3" WT: 210 BATS: BOTH THROWS: RIGHT</div> <div>BORN: 2-23-1963, Bronx, NY</div> <div>1993 NEW YORK METS BATTING RECORD</div> <table><tr><td>G</td><td>AB</td><td>R</td><td>H</td><td>2B</td><td>3B</td><td>HR</td><td>RBI</td><td>SB</td><td>SLG</td><td>BB</td><td>SO</td><td>AVG</td></tr><tr><td>139</td><td>502</td><td>81</td><td>133</td><td>21</td><td>3</td><td>34</td><td>87</td><td>3</td><td>.522</td><td>72</td><td>96</td><td>.265</td></tr></table> <div>CARDBOARD BASEBALL RATINGS</div> <table><tr><td>AVG</td><td>H</td><td>2B</td><td>3B</td><td>HR</td><td>RBI</td><td>SB</td></tr><tr><td>.265</td><td>133</td><td>21</td><td>3</td><td>34</td><td>8</td><td>1</td></tr></table> <div>DEFENSE RATING</div> <div>OF: </div> <div>3B:   </div> <div>1B:   </div> | | | | | | | | | | | | | G | AB | R | H | 2B | 3B | HR | RBI | SB | SLG | BB | SO | AVG | 139 | 502 | 81 | 133 | 21 | 3 | 34 | 87 | 3 | .522 | 72 | 96 | .265 | AVG | H | 2B | 3B | HR | RBI | SB | .265 | 133 | 21 | 3 | 34 | 8 | 1 |
| G | AB | R | H | 2B | 3B | HR | RBI | SB | SLG | BB | SO | AVG | | | | | | | | | | | | | | | | | | | | | | | | | | | | | | | | | | | | | | | | |
| 139 | 502 | 81 | 133 | 21 | 3 | 34 | 87 | 3 | .522 | 72 | 96 | .265 | | | | | | | | | | | | | | | | | | | | | | | | | | | | | | | | | | | | | | | | |
| AVG | H | 2B | 3B | HR | RBI | SB | | | | | | | | | | | | | | | | | | | | | | | | | | | | | | | | | | | | | | | | | | | | | | |
| .265 | 133 | 21 | 3 | 34 | 8 | 1 | | | | | | | | | | | | | | | | | | | | | | | | | | | | | | | | | | | | | | | | | | | | | | |
| <div>046</div> <div>BRET BOONE</div> <div>2B</div> <div>HT: 5'10" WT: 180 BATS: RIGHT THROWS: RIGHT</div> <div>BORN: 4-6-1969, ElCajon, CA</div> <div>1993 SEATTLE MARINERS BATTING RECORD</div> <table><tr><td>G</td><td>AB</td><td>R</td><td>H</td><td>2B</td><td>3B</td><td>HR</td><td>RBI</td><td>SB</td><td>SLG</td><td>BB</td><td>SO</td><td>AVG</td></tr><tr><td>76</td><td>271</td><td>31</td><td>68</td><td>12</td><td>2</td><td>12</td><td>38</td><td>2</td><td>.443</td><td>17</td><td>52</td><td>.251</td></tr></table> <div>CARDBOARD BASEBALL RATINGS</div> <table><tr><td>AVG</td><td>H</td><td>2B</td><td>3B</td><td>HR</td><td>RBI</td><td>SB</td></tr><tr><td>.251</td><td>68</td><td>12</td><td>2</td><td>12</td><td>3</td><td>1</td></tr></table> <div>DEFENSE RATING</div> <div>2B:  </div> | | | | | | | | | | | | | G | AB | R | H | 2B | 3B | HR | RBI | SB | SLG | BB | SO | AVG | 76 | 271 | 31 | 68 | 12 | 2 | 12 | 38 | 2 | .443 | 17 | 52 | .251 | AVG | H | 2B | 3B | HR | RBI | SB | .251 | 68 | 12 | 2 | 12 | 3 | 1 |
| G | AB | R | H | 2B | 3B | HR | RBI | SB | SLG | BB | SO | AVG | | | | | | | | | | | | | | | | | | | | | | | | | | | | | | | | | | | | | | | | |
| 76 | 271 | 31 | 68 | 12 | 2 | 12 | 38 | 2 | .443 | 17 | 52 | .251 | | | | | | | | | | | | | | | | | | | | | | | | | | | | | | | | | | | | | | | | |
| AVG | H | 2B | 3B | HR | RBI | SB | | | | | | | | | | | | | | | | | | | | | | | | | | | | | | | | | | | | | | | | | | | | | | |
| .251 | 68 | 12 | 2 | 12 | 3 | 1 | | | | | | | | | | | | | | | | | | | | | | | | | | | | | | | | | | | | | | | | | | | | | | |
| <div>047</div> <div>PAT BORDERS</div> <div>C</div> <div>HT: 6'2" WT: 190 BATS: RIGHT THROWS: RIGHT</div> <div>BORN: 5-14-1963, Columbus, OH</div> <div>1993 TORONTO BLUE JAYS BATTING RECORD</div> <table><tr><td>G</td><td>AB</td><td>R</td><td>H</td><td>2B</td><td>3B</td><td>HR</td><td>RBI</td><td>SB</td><td>SLG</td><td>BB</td><td>SO</td><td>AVG</td></tr><tr><td>138</td><td>488</td><td>38</td><td>124</td><td>30</td><td>0</td><td>9</td><td>55</td><td>2</td><td>.371</td><td>20</td><td>66</td><td>.254</td></tr></table> <div>CARDBOARD BASEBALL RATINGS</div> <table><tr><td>AVG</td><td>H</td><td>2B</td><td>3B</td><td>HR</td><td>RBI</td><td>SB</td></tr><tr><td>.254</td><td>124</td><td>30</td><td>0</td><td>9</td><td>5</td><td>1</td></tr></table> <div>DEFENSE RATING</div> | | | | | | | | | | | | | G | AB | R | H | 2B | 3B | HR | RBI | SB | SLG | BB | SO | AVG | 138 | 488 | 38 | 124 | 30 | 0 | 9 | 55 | 2 | .371 | 20 | 66 | .254 | AVG | H | 2B | 3B | HR | RBI | SB | .254 | 124 | 30 | 0 | 9 | 5 | 1 |
| G | AB | R | H | 2B | 3B | HR | RBI | SB | SLG | BB | SO | AVG | | | | | | | | | | | | | | | | | | | | | | | | | | | | | | | | | | | | | | | | |
| 138 | 488 | 38 | 124 | 30 | 0 | 9 | 55 | 2 | .371 | 20 | 66 | .254 | | | | | | | | | | | | | | | | | | | | | | | | | | | | | | | | | | | | | | | | |
| AVG | H | 2B | 3B | HR | RBI | SB | | | | | | | | | | | | | | | | | | | | | | | | | | | | | | | | | | | | | | | | | | | | | | |
| .254 | 124 | 30 | 0 | 9 | 5 | 1 | | | | | | | | | | | | | | | | | | | | | | | | | | | | | | | | | | | | | | | | | | | | | | |
| <div>048</div> <div>MIKE BORDICK</div> <div>SS</div> <div>HT: 5'11" WT: 170 BATS: RIGHT THROWS: RIGHT</div> <div>BORN: 7-21-1965, Marquette, MI</div> <div>1993 OAKLAND ATHLETICS BATTING RECORD</div> <table><tr><td>G</td><td>AB</td><td>R</td><td>H</td><td>2B</td><td>3B</td><td>HR</td><td>RBI</td><td>SB</td><td>SLG</td><td>BB</td><td>SO</td><td>AVG</td></tr><tr><td>159</td><td>546</td><td>60</td><td>136</td><td>21</td><td>2</td><td>3</td><td>48</td><td>10</td><td>.311</td><td>60</td><td>58</td><td>.249</td></tr></table> <div>CARDBOARD BASEBALL RATINGS</div> <table><tr><td>AVG</td><td>H</td><td>2B</td><td>3B</td><td>HR</td><td>RBI</td><td>SB</td></tr><tr><td>.249</td><td>136</td><td>21</td><td>2</td><td>3</td><td>4</td><td>1</td></tr></table> <div>DEFENSE RATING</div> <div>SS:  </div> | | | | | | | | | | | | | G | AB | R | H | 2B | 3B | HR | RBI | SB | SLG | BB | SO | AVG | 159 | 546 | 60 | 136 | 21 | 2 | 3 | 48 | 10 | .311 | 60 | 58 | .249 | AVG | H | 2B | 3B | HR | RBI | SB | .249 | 136 | 21 | 2 | 3 | 4 | 1 |
| G | AB | R | H | 2B | 3B | HR | RBI | SB | SLG | BB | SO | AVG | | | | | | | | | | | | | | | | | | | | | | | | | | | | | | | | | | | | | | | | |
| 159 | 546 | 60 | 136 | 21 | 2 | 3 | 48 | 10 | .311 | 60 | 58 | .249 | | | | | | | | | | | | | | | | | | | | | | | | | | | | | | | | | | | | | | | | |
| AVG | H | 2B | 3B | HR | RBI | SB | | | | | | | | | | | | | | | | | | | | | | | | | | | | | | | | | | | | | | | | | | | | | | |
| .249 | 136 | 21 | 2 | 3 | 4 | 1 | | | | | | | | | | | | | | | | | | | | | | | | | | | | | | | | | | | | | | | | | | | | | | |

| | | | | | | | | | | | | | |
|--|--------------|----|----|----|----|----|-----|----|------|-----|----|------|----|
| 049 | DARYL BOSTON | | | | | | | | | | | | OF |
| HT: 6'3" WT: 185 BATS: LEFT THROWS: LEFT BORN: 1-4-1963, Cincinnati, OH | | | | | | | | | | | | | |
| 1993 COLORADO ROCKIES BATTING RECORD | | | | | | | | | | | | | |
| G | AB | R | H | 2B | 3B | HR | RBI | SB | SLG | BB | SO | AVG | |
| 124 | 291 | 46 | 76 | 15 | 1 | 14 | 40 | 1 | .464 | 26 | 57 | .261 | |
| CARDBOARD BASEBALL RATINGS | | | | | | | | | | | | | |
| AVG | H | | | 2B | | 3B | | HR | | RBI | | SB | |
| .261 | 76 | | | 15 | | 1 | | 14 | | 4 | | 1 | |
| DEFENSE RATING | | | | | | | | | | | | | |
| OF: ♠♣ | | | | | | | | | | | | | |

| | | | | | | | | | | | | | |
|---|------------|----|----|----|----|----|-----|----|------|-----|----|------|-------|
| 053 | ROD BREWER | | | | | | | | | | | | OF-1B |
| HT: 6'3" WT: 210 BATS: LEFT THROWS: LEFT BORN: 2-24-1966, Eustis, FL | | | | | | | | | | | | | |
| 1993 ST. LOUIS CARDINALS BATTING RECORD | | | | | | | | | | | | | |
| G | AB | R | H | 2B | 3B | HR | RBI | SB | SLG | BB | SO | AVG | |
| 110 | 147 | 15 | 42 | 8 | 0 | 2 | 20 | 1 | .381 | 17 | 26 | .286 | |
| CARDBOARD BASEBALL RATINGS | | | | | | | | | | | | | |
| AVG | H | | | 2B | | 3B | | HR | | RBI | | SB | |
| .286 | 42 | | | 8 | | 0 | | 2 | | 2 | | 1 | |
| DEFENSE RATING | | | | | | | | | | | | | |
| OF: ♠♣ 1B: ♠♣ | | | | | | | | | | | | | |

| | | | | | | | | | | | | | |
|--|--------------|----|----|----|----|----|-----|----|------|-----|----|------|----------|
| 050 | JEFF BRANSON | | | | | | | | | | | | SS-2B-3B |
| HT: 6'0" WT: 180 BATS: LEFT THROWS: RIGHT BORN: 1-26-1967, Waynesboro, MS | | | | | | | | | | | | | |
| 1993 CINCINNATI REDS BATTING RECORD | | | | | | | | | | | | | |
| G | AB | R | H | 2B | 3B | HR | RBI | SB | SLG | BB | SO | AVG | |
| 125 | 381 | 40 | 92 | 15 | 1 | 3 | 22 | 4 | .310 | 19 | 73 | .241 | |
| CARDBOARD BASEBALL RATINGS | | | | | | | | | | | | | |
| AVG | H | | | 2B | | 3B | | HR | | RBI | | SB | |
| .241 | 92 | | | 15 | | 1 | | 3 | | 2 | | 1 | |
| DEFENSE RATING | | | | | | | | | | | | | |
| SS: ♠♣ 2B: ♠♣♥ 3B: ♠♣ | | | | | | | | | | | | | |








| | | | | | | | | | | | | | |
|--|-------------|----|----|----|----|----|-----|----|------|-----|----|------|----|
| 054 | GREG BRILEY | | | | | | | | | | | | OF |
| HT: 5'9" WT: 175 BATS: LEFT THROWS: RIGHT BORN: 5-24-1965, Greenville, NC | | | | | | | | | | | | | |
| 1993 FLORIDA MARLINS BATTING RECORD | | | | | | | | | | | | | |
| G | AB | R | H | 2B | 3B | HR | RBI | SB | SLG | BB | SO | AVG | |
| 120 | 170 | 17 | 33 | 6 | 0 | 3 | 12 | 6 | .282 | 12 | 42 | .194 | |
| CARDBOARD BASEBALL RATINGS | | | | | | | | | | | | | |
| AVG | H | | | 2B | | 3B | | HR | | RBI | | SB | |
| .194 | 33 | | | 6 | | 0 | | 3 | | 1 | | 1 | |
| DEFENSE RATING | | | | | | | | | | | | | |
| OF: ♠♣ | | | | | | | | | | | | | |




| | | | | | | | | | | | | | |
|--|-----------|----|----|----|----|----|-----|----|------|-----|----|------|----|
| 051 | SID BREAM | | | | | | | | | | | | 1B |
| HT: 6'4" WT: 215 BATS: LEFT THROWS: LEFT BORN: 8-3-1960, Carlisle, PA | | | | | | | | | | | | | |
| 1993 ATLANTA BRAVES BATTING RECORD | | | | | | | | | | | | | |
| G | AB | R | H | 2B | 3B | HR | RBI | SB | SLG | BB | SO | AVG | |
| 117 | 277 | 33 | 72 | 14 | 1 | 9 | 35 | 4 | .415 | 31 | 43 | .260 | |
| CARDBOARD BASEBALL RATINGS | | | | | | | | | | | | | |
| AVG | H | | | 2B | | 3B | | HR | | RBI | | SB | |
| .260 | 72 | | | 14 | | 1 | | 9 | | 3 | | 1 | |
| DEFENSE RATING | | | | | | | | | | | | | |
| 1B: ♠♣ | | | | | | | | | | | | | |

| | | | | | | | | | | | | | |
|--|----------------|---|----|----|----|----|-----|----|------|-----|----|------|----|
| 055 | BERNARDO BRITO | | | | | | | | | | | | OF |
| HT: 6'1" WT: 190 BATS: RIGHT THROWS: RIGHT BORN: 12-4-1963, San Cristobal, D.R. | | | | | | | | | | | | | |
| 1993 MINNESOTA TWINS BATTING RECORD | | | | | | | | | | | | | |
| G | AB | R | H | 2B | 3B | HR | RBI | SB | SLG | BB | SO | AVG | |
| 27 | 54 | 8 | 13 | 2 | 0 | 4 | 9 | 0 | .500 | 1 | 20 | .241 | |
| CARDBOARD BASEBALL RATINGS | | | | | | | | | | | | | |
| AVG | H | | | 2B | | 3B | | HR | | RBI | | SB | |
| .241 | 13 | | | 2 | | 0 | | 4 | | 0 | | 1 | |
| DEFENSE RATING | | | | | | | | | | | | | |
| OF: ♠♣ | | | | | | | | | | | | | |




| | | | | | | | | | | | | | |
|---|--------------|----|-----|----|----|----|-----|----|------|-----|----|------|----|
| 052 | GEORGE BRETT | | | | | | | | | | | | DH |
| HT: 6'0" WT: 185 BATS: LEFT THROWS: RIGHT BORN: 5-15-1953, Glen Dale, WV | | | | | | | | | | | | | |
| 1993 KANSAS CITY ROYALS BATTING RECORD | | | | | | | | | | | | | |
| G | AB | R | H | 2B | 3B | HR | RBI | SB | SLG | BB | SO | AVG | |
| 145 | 560 | 69 | 149 | 31 | 3 | 19 | 75 | 7 | .434 | 39 | 67 | .266 | |
| CARDBOARD BASEBALL RATINGS | | | | | | | | | | | | | |
| AVG | H | | | 2B | | 3B | | HR | | RBI | | SB | |
| .266 | 149 | | | 31 | | 3 | | 19 | | 7 | | 1 | |
| DEFENSE RATING | | | | | | | | | | | | | |
| | | | | | | | | | | | | | |

| | | | | | | | | | | | | | |
|--|--------------|----|----|----|----|----|-----|----|------|-----|----|------|----|
| 056 | HUBIE BROOKS | | | | | | | | | | | | OF |
| HT: 6'0" WT: 178 BATS: RIGHT THROWS: RIGHT BORN: 9-24-1956, Los Angeles, CA | | | | | | | | | | | | | |
| 1993 KANSAS CITY ROYALS BATTING RECORD | | | | | | | | | | | | | |
| G | AB | R | H | 2B | 3B | HR | RBI | SB | SLG | BB | SO | AVG | |
| 75 | 168 | 14 | 48 | 12 | 0 | 1 | 24 | 0 | .375 | 11 | 27 | .286 | |
| CARDBOARD BASEBALL RATINGS | | | | | | | | | | | | | |
| AVG | H | | | 2B | | 3B | | HR | | RBI | | SB | |
| .286 | 48 | | | 12 | | 0 | | 1 | | 2 | | 1 | |
| DEFENSE RATING | | | | | | | | | | | | | |
| OF: ♠♣ | | | | | | | | | | | | | |




| | | | | | | | | | | | | | |
|---|---------------|----|----|----|-----|----|-----|----|------|----|----|------|----------|
| 057 | SCOTT BROSIUS | | | | | | | | | | | | OF-3B-1B |
| HT: 6'1" WT: 185 BATS: RIGHT THROWS: RIGHT BORN: 8-15-1966, Hillsboro, OR | | | | | | | | | | | | | |
| 1993 OAKLAND ATHLETICS BATTING RECORD | | | | | | | | | | | | | |
| G | AB | R | H | 2B | 3B | HR | RBI | SB | SLG | BB | SO | AVG | |
| 70 | 213 | 26 | 53 | 10 | 1 | 6 | 25 | 6 | .390 | 14 | 37 | .249 | |
| CARDBOARD BASEBALL RATINGS | | | | | | | | | | | | | |
| AVG | H | 2B | 3B | HR | RBI | SB | | | | | | | |
| .249 | 53 | 10 | 1 | 6 | 2 | 1 | | | | | | | |
| DEFENSE RATING | | | | | | | | | | | | | |
| OF:    3B:   1B:   | | | | | | | | | | | | | |

| | | | | | | | | | | | | | |
|--|---------------|----|----|----|-----|----|-----|----|------|----|----|------|----|
| 061 | TOM BRUNANSKY | | | | | | | | | | | | OF |
| HT: 6'4" WT: 205 BATS: RIGHT THROWS: RIGHT BORN: 8-20-1960, Covina, CA | | | | | | | | | | | | | |
| 1993 MILWAUKEE BREWERS BATTING RECORD | | | | | | | | | | | | | |
| G | AB | R | H | 2B | 3B | HR | RBI | SB | SLG | BB | SO | AVG | |
| 80 | 224 | 20 | 41 | 7 | 3 | 6 | 29 | 3 | .321 | 25 | 59 | .183 | |
| CARDBOARD BASEBALL RATINGS | | | | | | | | | | | | | |
| AVG | H | 2B | 3B | HR | RBI | SB | | | | | | | |
| .183 | 41 | 7 | 3 | 6 | 2 | 1 | | | | | | | |
| DEFENSE RATING | | | | | | | | | | | | | |
| OF:    | | | | | | | | | | | | | |


| 058 | JARVIS BROWN | | | | | | | | | | | | OF |
| HT: 5'7" WT: 165 BATS: RIGHT THROWS: RIGHT BORN: 3-26-1967, Waukegan, IL | | | | | | | | | | | | | |
| 1993 SAN DIEGO PADRES BATTING RECORD | | | | | | | | | | | | | |
| G | AB | R | H | 2B | 3B | HR | RBI | SB | SLG | BB | SO | AVG |
| 47 | 133 | 21 | 31 | 9 | 2 | 0 | 8 | 3 | .331 | 15 | 26 | .233 |
| CARDBOARD BASEBALL RATINGS | | | | | | | | | | | | | |
| AVG | H | 2B | 3B | HR | RBI | SB | | | | | | | |
| .233 | 31 | 9 | 2 | 0 | 0 | 1 | | | | | | | |
| DEFENSE RATING | | | | | | | | | | | | | |
| OF: | | | | | | | | | | | | | |






| | | | | | | | | | | | | | |
|--|----------------|----|-----|----|-----|----|-----|----|------|----|----|------|-------|
| 062 | STEVE BUECHELE | | | | | | | | | | | | 3B-1B |
| HT: 6'2" WT: 190 BATS: RIGHT THROWS: RIGHT BORN: 9-26-1961, Lancaster, CA | | | | | | | | | | | | | |
| 1993 CHICAGO CUBS BATTING RECORD | | | | | | | | | | | | | |
| G | AB | R | H | 2B | 3B | HR | RBI | SB | SLG | BB | SO | AVG | |
| 133 | 460 | 53 | 125 | 27 | 2 | 15 | 65 | 1 | .437 | 48 | 87 | .272 | |
| CARDBOARD BASEBALL RATINGS | | | | | | | | | | | | | |
| AVG | H | 2B | 3B | HR | RBI | SB | | | | | | | |
| .272 | 125 | 27 | 2 | 15 | 6 | 1 | | | | | | | |
| DEFENSE RATING | | | | | | | | | | | | | |
| 3B:   1B:  | | | | | | | | | | | | | |






| 059 | JERRY BROWNE | | | | | | | | | | | | OF-3B |
| HT: 5'10" WT: 140 BATS: BOTH THROWS: RIGHT BORN: 2-13-1966, Christiansted, V.I. | | | | | | | | | | | | | |
| 1993 OAKLAND ATHLETICS BATTING RECORD | | | | | | | | | | | | | |
| G | AB | R | H | 2B | 3B | HR | RBI | SB | SLG | BB | SO | AVG |
| 76 | 260 | 27 | 65 | 13 | 0 | 2 | 19 | 4 | .323 | 22 | 17 | .250 |
| CARDBOARD BASEBALL RATINGS | | | | | | | | | | | | | |
| AVG | H | 2B | 3B | HR | RBI | SB | | | | | | | |
| .250 | 65 | 13 | 0 | 2 | 1 | 1 | | | | | | | |
| DEFENSE RATING | | | | | | | | | | | | | |
| OF: 3B: | | | | | | | | | | | | | |




| | | | | | | | | | | | | | |
|--|--------------|----|----|----|-----|----|-----|----|------|----|----|------|----|
| 063 | DAMON BUFORD | | | | | | | | | | | | OF |
| HT: 5'10" WT: 170 BATS: RIGHT THROWS: RIGHT BORN: 6-12-1970, Baltimore, MD | | | | | | | | | | | | | |
| 1993 BALTIMORE ORIOLES BATTING RECORD | | | | | | | | | | | | | |
| G | AB | R | H | 2B | 3B | HR | RBI | SB | SLG | BB | SO | AVG | |
| 53 | 79 | 18 | 18 | 5 | 0 | 2 | 9 | 2 | .367 | 9 | 19 | .228 | |
| CARDBOARD BASEBALL RATINGS | | | | | | | | | | | | | |
| AVG | H | 2B | 3B | HR | RBI | SB | | | | | | | |
| .228 | 18 | 5 | 0 | 2 | 0 | 1 | | | | | | | |
| DEFENSE RATING | | | | | | | | | | | | | |
| OF:    | | | | | | | | | | | | | |




| 060 | JACOB BRUMFIELD | | | | | | | | | | | | OF |
| HT: 6'0" WT: 170 BATS: RIGHT THROWS: RIGHT BORN: 5-27-1965, Bogalusa, LA | | | | | | | | | | | | | |
| 1993 CINCINNATI REDS BATTING RECORD | | | | | | | | | | | | | |
| G | AB | R | H | 2B | 3B | HR | RBI | SB | SLG | BB | SO | AVG |
| 103 | 272 | 40 | 73 | 17 | 3 | 6 | 23 | 20 | .419 | 21 | 47 | .268 |
| CARDBOARD BASEBALL RATINGS | | | | | | | | | | | | | |
| AVG | H | 2B | 3B | HR | RBI | SB | | | | | | | |
| .268 | 73 | 17 | 3 | 6 | 2 | 2 | | | | | | | |
| DEFENSE RATING | | | | | | | | | | | | | |
| OF: | | | | | | | | | | | | | |


| | | | | | | | | | | | | | |
|---|------------|----|-----|----|-----|----|-----|----|------|-----|-----|------|----|
| 064 | JAY BUHNER | | | | | | | | | | | | OF |
| HT: 6'3" WT: 205 BATS: RIGHT THROWS: RIGHT BORN: 8-13-1964, Louisville, KY | | | | | | | | | | | | | |
| 1993 SEATTLE MARINERS BATTING RECORD | | | | | | | | | | | | | |
| G | AB | R | H | 2B | 3B | HR | RBI | SB | SLG | BB | SO | AVG | |
| 158 | 563 | 91 | 153 | 28 | 3 | 27 | 98 | 2 | .476 | 100 | 144 | .272 | |
| CARDBOARD BASEBALL RATINGS | | | | | | | | | | | | | |
| AVG | H | 2B | 3B | HR | RBI | SB | | | | | | | |
| .272 | 153 | 28 | 3 | 27 | 9 | 1 | | | | | | | |
| DEFENSE RATING | | | | | | | | | | | | | |
| OF:  | | | | | | | | | | | | | |


| | | | | | | | | | | | | | | | | | | | | | | | | | |
|---|---------------|----|---|--------------|-----|----|------|----|------|-----|----|------|-----|-----|----|-----|----|----|----|-----|----|------|----|----|------|
| 065 | SCOTT BULLETT | OF | 069 | BRETT BUTLER | OF | | | | | | | | | | | | | | | | | | | | |
| HT: 6'2" WT: 200 BATS: LEFT THROWS: LEFT BORN: 12-25-1968, Martinsburg, WV | | | HT: 5'10" WT: 160 BATS: LEFT THROWS: LEFT BORN: 6-15-1957, Los Angeles, CA | | | | | | | | | | | | | | | | | | | | | | |
| 1993 PITTSBURGH PIRATES BATTING RECORD | | | 1993 LOS ANGELES DODGERS BATTING RECORD | | | | | | | | | | | | | | | | | | | | | | |
| G | AB | R | H | 2B | 3B | HR | RBI | SB | SLG | BB | SO | AVG | G | AB | R | H | 2B | 3B | HR | RBI | SB | SLG | BB | SO | AVG |
| 23 | 55 | 2 | 11 | 0 | 2 | 0 | 4 | 3 | .273 | 3 | 15 | .200 | 156 | 607 | 80 | 181 | 21 | 10 | 1 | 42 | 39 | .371 | 86 | 69 | .298 |
| CARDBOARD BASEBALL RATINGS | | | CARDBOARD BASEBALL RATINGS | | | | | | | | | | | | | | | | | | | | | | |
| AVG | H | 2B | 3B | HR | RBI | SB | AVG | | | H | 2B | 3B | HR | RBI | SB | | | | | | | | | | |
| .200 | 11 | 0 | 2 | 0 | 0 | 1 | .298 | | | 181 | 21 | 10 | 1 | 4 | 4 | | | | | | | | | | |
| DEFENSE RATING | | | DEFENSE RATING | | | | | | | | | | | | | | | | | | | | | | |
| OF:    | | | OF:   | | | | | | | | | | | | | | | | | | | | | | |




| | | | | | | | | | | | | | | | | | | | | | | | | | |
|---|-------------|----|--|------------|-----|----|------|----|------|----|----|------|----|-----|----|----|----|----|----|-----|----|------|----|----|------|
| 066 | ELLIS BURKS | OF | 070 | ROB BUTLER | OF | | | | | | | | | | | | | | | | | | | | |
| HT: 6'2" WT: 175 BATS: RIGHT THROWS: RIGHT BORN: 9-11-1964, Vicksburg, MS | | | HT: 5'11" WT: 185 BATS: LEFT THROWS: LEFT BORN: 4-10-1970, East York, ON, CAN | | | | | | | | | | | | | | | | | | | | | | |
| 1993 CHICAGO WHITE SOX BATTING RECORD | | | 1993 TORONTO BLUE JAYS BATTING RECORD | | | | | | | | | | | | | | | | | | | | | | |
| G | AB | R | H | 2B | 3B | HR | RBI | SB | SLG | BB | SO | AVG | G | AB | R | H | 2B | 3B | HR | RBI | SB | SLG | BB | SO | AVG |
| 146 | 499 | 75 | 137 | 24 | 4 | 17 | 74 | 6 | .441 | 60 | 97 | .275 | 17 | 48 | 8 | 13 | 4 | 0 | 0 | 2 | 2 | .354 | 7 | 12 | .271 |
| CARDBOARD BASEBALL RATINGS | | | CARDBOARD BASEBALL RATINGS | | | | | | | | | | | | | | | | | | | | | | |
| AVG | H | 2B | 3B | HR | RBI | SB | AVG | | | H | 2B | 3B | HR | RBI | SB | | | | | | | | | | |
| .275 | 137 | 24 | 4 | 17 | 7 | 1 | .271 | | | 13 | 4 | 0 | 0 | 0 | 1 | | | | | | | | | | |
| DEFENSE RATING | | | DEFENSE RATING | | | | | | | | | | | | | | | | | | | | | | |
| OF:   | | | OF:    | | | | | | | | | | | | | | | | | | | | | | |




| | | | | | | | | | | | | | | | | | | | | | | | | | |
|---|----------------|----|---|-------------------|-----|----|------|----|------|----|----|------|----|-----|----|----|----|----|----|-----|----|------|----|----|------|
| 067 | JEROMY BURNITZ | OF | 071 | FRANCISCO CABRERA | 1B | | | | | | | | | | | | | | | | | | | | |
| HT: 6'0" WT: 190 BATS: LEFT THROWS: RIGHT BORN: 4-15-1969, Westminster, CA | | | HT: 6'4" WT: 195 BATS: RIGHT THROWS: RIGHT BORN: 10-10-1966, Santo Domingo, D.R. | | | | | | | | | | | | | | | | | | | | | | |
| 1993 NEW YORK METS BATTING RECORD | | | 1993 ATLANTA BRAVES BATTING RECORD | | | | | | | | | | | | | | | | | | | | | | |
| G | AB | R | H | 2B | 3B | HR | RBI | SB | SLG | BB | SO | AVG | G | AB | R | H | 2B | 3B | HR | RBI | SB | SLG | BB | SO | AVG |
| 86 | 263 | 49 | 64 | 10 | 6 | 13 | 38 | 3 | .475 | 38 | 66 | .243 | 70 | 83 | 8 | 20 | 3 | 0 | 4 | 11 | 0 | .422 | 8 | 21 | .241 |
| CARDBOARD BASEBALL RATINGS | | | CARDBOARD BASEBALL RATINGS | | | | | | | | | | | | | | | | | | | | | | |
| AVG | H | 2B | 3B | HR | RBI | SB | AVG | | | H | 2B | 3B | HR | RBI | SB | | | | | | | | | | |
| .243 | 64 | 10 | 6 | 13 | 3 | 1 | .241 | | | 20 | 3 | 0 | 4 | 1 | 1 | | | | | | | | | | |
| DEFENSE RATING | | | DEFENSE RATING | | | | | | | | | | | | | | | | | | | | | | |
| OF:   | | | 1B:  | | | | | | | | | | | | | | | | | | | | | | |








| | | | | | | | | | | | | | | | | | | | | | | | | | |
|---|------------|----|---|---------------|-----|----|------|----|------|----|----|------|----|-----|----|----|----|----|----|-----|----|------|----|----|------|
| 068 | RANDY BUSH | 1B | 072 | IVAN CALDERON | OF | | | | | | | | | | | | | | | | | | | | |
| HT: 6'1" WT: 186 BATS: LEFT THROWS: LEFT BORN: 10-5-1958, Dover, DE | | | HT: 6'1" WT: 220 BATS: RIGHT THROWS: RIGHT BORN: 3-19-1962, Fajardo, P.R. | | | | | | | | | | | | | | | | | | | | | | |
| 1993 MINNESOTA TWINS BATTING RECORD | | | 1993 CHICAGO WHITE SOX BATTING RECORD | | | | | | | | | | | | | | | | | | | | | | |
| G | AB | R | H | 2B | 3B | HR | RBI | SB | SLG | BB | SO | AVG | G | AB | R | H | 2B | 3B | HR | RBI | SB | SLG | BB | SO | AVG |
| 35 | 45 | 1 | 7 | 2 | 0 | 0 | 3 | 0 | .200 | 7 | 13 | .156 | 82 | 239 | 26 | 50 | 10 | 2 | 1 | 22 | 4 | .280 | 21 | 33 | .209 |
| CARDBOARD BASEBALL RATINGS | | | CARDBOARD BASEBALL RATINGS | | | | | | | | | | | | | | | | | | | | | | |
| AVG | H | 2B | 3B | HR | RBI | SB | AVG | | | H | 2B | 3B | HR | RBI | SB | | | | | | | | | | |
| .156 | 7 | 2 | 0 | 0 | 0 | 1 | .209 | | | 50 | 10 | 2 | 1 | 2 | 1 | | | | | | | | | | |
| DEFENSE RATING | | | DEFENSE RATING | | | | | | | | | | | | | | | | | | | | | | |
| 1B:  | | | OF:   | | | | | | | | | | | | | | | | | | | | | | |


| | | | | | | | | | | | | | |
|---|--------------|----|-----|----|-----|----|-----|----|------|----|----|------|----|
| 073 | KEN CAMINITI | | | | | | | | | | | | 3B |
| HT: 6'0" WT: 200 BATS: BOTH THROWS: RIGHT BORN: 4-21-1963, Hanford, CA | | | | | | | | | | | | | |
| 1993 HOUSTON ASTROS BATTING RECORD | | | | | | | | | | | | | |
| G | AB | R | H | 2B | 3B | HR | RBI | SB | SLG | BB | SO | AVG | |
| 143 | 543 | 75 | 142 | 31 | 0 | 13 | 75 | 8 | .390 | 49 | 88 | .262 | |
| CARDBOARD BASEBALL RATINGS | | | | | | | | | | | | | |
| AVG | H | 2B | 3B | HR | RBI | SB | | | | | | | |
| .262 | 142 | 31 | 0 | 13 | 7 | 1 | | | | | | | |
| DEFENSE RATING | | | | | | | | | | | | | |
| 3B:  | | | | | | | | | | | | | |


| | | | | | | | | | | | | | |
|---|------------|----|----|----|-----|----|-----|----|------|----|----|------|----|
| 077 | PAUL CAREY | | | | | | | | | | | | 1B |
| HT: 6'4" WT: 220 BATS: LEFT THROWS: RIGHT BORN: 1-8-1968, Boston, MA | | | | | | | | | | | | | |
| 1993 BALTIMORE ORIOLES BATTING RECORD | | | | | | | | | | | | | |
| G | AB | R | H | 2B | 3B | HR | RBI | SB | SLG | BB | SO | AVG | |
| 18 | 47 | 1 | 10 | 1 | 0 | 0 | 3 | 0 | .234 | 5 | 14 | .213 | |
| CARDBOARD BASEBALL RATINGS | | | | | | | | | | | | | |
| AVG | H | 2B | 3B | HR | RBI | SB | | | | | | | |
| .213 | 10 | 1 | 0 | 0 | 0 | 1 | | | | | | | |
| DEFENSE RATING | | | | | | | | | | | | | |
| 1B:  | | | | | | | | | | | | | |


| | | | | | | | | | | | | | |
|---|---------------|----|----|----|-----|----|-----|----|------|----|----|------|----|
| 074 | WILLIE CANATE | | | | | | | | | | | | OF |
| HT: 6'0" WT: 170 BATS: RIGHT THROWS: RIGHT BORN: 12-11-1971, Bobures, Venezuela | | | | | | | | | | | | | |
| 1993 TORONTO BLUE JAYS BATTING RECORD | | | | | | | | | | | | | |
| G | AB | R | H | 2B | 3B | HR | RBI | SB | SLG | BB | SO | AVG | |
| 38 | 47 | 12 | 10 | 0 | 0 | 1 | 3 | 1 | .277 | 6 | 15 | .213 | |
| CARDBOARD BASEBALL RATINGS | | | | | | | | | | | | | |
| AVG | H | 2B | 3B | HR | RBI | SB | | | | | | | |
| .213 | 10 | 0 | 0 | 1 | 0 | 1 | | | | | | | |
| DEFENSE RATING | | | | | | | | | | | | | |
| OF:    | | | | | | | | | | | | | |

| | | | | | | | | | | | | | |
|--|------------|----|-----|----|-----|----|-----|----|------|----|----|------|----|
| 078 | CHUCK CARR | | | | | | | | | | | | OF |
| HT: 5'10" WT: 155 BATS: BOTH THROWS: RIGHT BORN: 8-10-1967, San Bernardino, CA | | | | | | | | | | | | | |
| 1993 FLORIDA MARLINS BATTING RECORD | | | | | | | | | | | | | |
| G | AB | R | H | 2B | 3B | HR | RBI | SB | SLG | BB | SO | AVG | |
| 142 | 551 | 75 | 147 | 19 | 2 | 4 | 41 | 58 | .330 | 49 | 74 | .267 | |
| CARDBOARD BASEBALL RATINGS | | | | | | | | | | | | | |
| AVG | H | 2B | 3B | HR | RBI | SB | | | | | | | |
| .267 | 147 | 19 | 2 | 4 | 4 | 6 | | | | | | | |
| DEFENSE RATING | | | | | | | | | | | | | |
| OF:    | | | | | | | | | | | | | |

| | | | | | | | | | | | | | |
|---|----------------|----|----|----|-----|----|-----|----|------|----|----|------|----------|
| 075 | CASEY CANDAELE | | | | | | | | | | | | 2B-OF-SS |
| HT: 5'9" WT: 160 BATS: BOTH THROWS: RIGHT BORN: 1-12-1961, Lompoc, CA | | | | | | | | | | | | | |
| 1993 HOUSTON ASTROS BATTING RECORD | | | | | | | | | | | | | |
| G | AB | R | H | 2B | 3B | HR | RBI | SB | SLG | BB | SO | AVG | |
| 75 | 121 | 18 | 29 | 8 | 0 | 1 | 7 | 2 | .331 | 10 | 14 | .240 | |
| CARDBOARD BASEBALL RATINGS | | | | | | | | | | | | | |
| AVG | H | 2B | 3B | HR | RBI | SB | | | | | | | |
| .240 | 29 | 8 | 0 | 1 | 0 | 1 | | | | | | | |
| DEFENSE RATING | | | | | | | | | | | | | |
| 2B:  OF:    SS:    | | | | | | | | | | | | | |

| | | | | | | | | | | | | | |
|---|--------------|----|----|----|-----|----|-----|----|------|----|----|------|----|
| 079 | MARK CARREON | | | | | | | | | | | | OF |
| HT: 6'0" WT: 170 BATS: RIGHT THROWS: LEFT BORN: 7-19-1963, Chicago, IL | | | | | | | | | | | | | |
| 1993 SAN FRANCISCO GIANTS BATTING RECORD | | | | | | | | | | | | | |
| G | AB | R | H | 2B | 3B | HR | RBI | SB | SLG | BB | SO | AVG | |
| 78 | 150 | 22 | 49 | 9 | 1 | 7 | 33 | 1 | .540 | 13 | 16 | .327 | |
| CARDBOARD BASEBALL RATINGS | | | | | | | | | | | | | |
| AVG | H | 2B | 3B | HR | RBI | SB | | | | | | | |
| .327 | 49 | 9 | 1 | 7 | 3 | 1 | | | | | | | |
| DEFENSE RATING | | | | | | | | | | | | | |
| OF:  | | | | | | | | | | | | | |

| | | | | | | | | | | | | | |
|---|--------------|----|----|----|-----|----|-----|----|------|----|----|------|----|
| 076 | JOSE CANSECO | | | | | | | | | | | | OF |
| HT: 6'3" WT: 195 BATS: RIGHT THROWS: RIGHT BORN: 7-2-1964, Havana, Cuba | | | | | | | | | | | | | |
| 1993 TEXAS RANGERS BATTING RECORD | | | | | | | | | | | | | |
| G | AB | R | H | 2B | 3B | HR | RBI | SB | SLG | BB | SO | AVG | |
| 60 | 231 | 30 | 59 | 14 | 1 | 10 | 46 | 6 | .455 | 16 | 62 | .255 | |
| CARDBOARD BASEBALL RATINGS | | | | | | | | | | | | | |
| AVG | H | 2B | 3B | HR | RBI | SB | | | | | | | |
| .255 | 59 | 14 | 1 | 10 | 4 | 1 | | | | | | | |
| DEFENSE RATING | | | | | | | | | | | | | |
| OF:  | | | | | | | | | | | | | |

| | | | | | | | | | | | | | |
|---|-----------------|----|----|----|-----|----|-----|----|------|----|----|------|----|
| 080 | MATIAS CARRILLO | | | | | | | | | | | | OF |
| HT: 5'11" WT: 190 BATS: LEFT THROWS: LEFT BORN: 2-24-1963, Los Mochis, 25, Mexico | | | | | | | | | | | | | |
| 1993 FLORIDA MARLINS BATTING RECORD | | | | | | | | | | | | | |
| G | AB | R | H | 2B | 3B | HR | RBI | SB | SLG | BB | SO | AVG | |
| 24 | 55 | 4 | 14 | 6 | 0 | 0 | 3 | 0 | .364 | 1 | 7 | .255 | |
| CARDBOARD BASEBALL RATINGS | | | | | | | | | | | | | |
| AVG | H | 2B | 3B | HR | RBI | SB | | | | | | | |
| .255 | 14 | 6 | 0 | 0 | 0 | 1 | | | | | | | |
| DEFENSE RATING | | | | | | | | | | | | | |
| OF:  | | | | | | | | | | | | | |

| | | | | | | | | | | | | | |
|---|------------|----|-----|----|----|----|-----|----|------|-----|-----|------|----|
| 081 | JOE CARTER | | | | | | | | | | | | OF |
| HT: 6'3" WT: 215 BATS: RIGHT THROWS: RIGHT BORN: 3-7-1960, Oklahoma City, OK | | | | | | | | | | | | | |
| 1993 TORONTO BLUE JAYS BATTING RECORD | | | | | | | | | | | | | |
| G | AB | R | H | 2B | 3B | HR | RBI | SB | SLG | BB | SO | AVG | |
| 155 | 603 | 92 | 153 | 33 | 5 | 33 | 121 | 8 | .489 | 47 | 113 | .254 | |
| CARDBOARD BASEBALL RATINGS | | | | | | | | | | | | | |
| AVG | H | | | 2B | | 3B | | HR | | RBI | | SB | |
| .254 | 153 | | | 33 | | 5 | | 33 | | 12 | | 1 | |
| DEFENSE RATING | | | | | | | | | | | | | |
| OF: ♠♣ | | | | | | | | | | | | | |

| | | | | | | | | | | | | | |
|---|----------------|---|---|----|----|----|-----|----|------|-----|----|------|-------|
| 085 | DOMINGO CEDENO | | | | | | | | | | | | SS-2B |
| HT: 6'1" WT: 170 BATS: BOTH THROWS: RIGHT BORN: 11-4-1968, La Romana, D.R. | | | | | | | | | | | | | |
| 1993 TORONTO BLUE JAYS BATTING RECORD | | | | | | | | | | | | | |
| G | AB | R | H | 2B | 3B | HR | RBI | SB | SLG | BB | SO | AVG | |
| 15 | 46 | 5 | 8 | 0 | 0 | 0 | 7 | 1 | .174 | 1 | 10 | .174 | |
| CARDBOARD BASEBALL RATINGS | | | | | | | | | | | | | |
| AVG | H | | | 2B | | 3B | | HR | | RBI | | SB | |
| .174 | 8 | | | 0 | | 0 | | 0 | | 0 | | 1 | |
| DEFENSE RATING | | | | | | | | | | | | | |
| SS: ♠♣ 2B: ♠ | | | | | | | | | | | | | |

| | | | | | | | | | | | | | |
|--|------------------|----|----|----|----|----|-----|----|------|-----|----|------|-------|
| 082 | PEDRO CASTELLANO | | | | | | | | | | | | 3B-1B |
| HT: 5'7" WT: 165 BATS: RIGHT THROWS: RIGHT BORN: 3-11-1970, Lara, Venezuela | | | | | | | | | | | | | |
| 1993 COLORADO ROCKIES BATTING RECORD | | | | | | | | | | | | | |
| G | AB | R | H | 2B | 3B | HR | RBI | SB | SLG | BB | SO | AVG | |
| 34 | 71 | 12 | 13 | 2 | 0 | 3 | 7 | 1 | .338 | 8 | 16 | .183 | |
| CARDBOARD BASEBALL RATINGS | | | | | | | | | | | | | |
| AVG | H | | | 2B | | 3B | | HR | | RBI | | SB | |
| .183 | 13 | | | 2 | | 0 | | 3 | | 0 | | 1 | |
| DEFENSE RATING | | | | | | | | | | | | | |
| 3B: ♠♣ 1B: ♠♣♥ | | | | | | | | | | | | | |

| | | | | | | | | | | | | | |
|--|-----------------|----|----|----|----|----|-----|----|------|-----|----|------|----|
| 086 | WES CHAMBERLAIN | | | | | | | | | | | | OF |
| HT: 6'2" WT: 210 BATS: RIGHT THROWS: RIGHT BORN: 4-13-1966, Chicago, IL | | | | | | | | | | | | | |
| 1993 PHILADELPHIA PHILLIES BATTING RECORD | | | | | | | | | | | | | |
| G | AB | R | H | 2B | 3B | HR | RBI | SB | SLG | BB | SO | AVG | |
| 96 | 284 | 34 | 80 | 20 | 2 | 12 | 45 | 2 | .493 | 17 | 51 | .282 | |
| CARDBOARD BASEBALL RATINGS | | | | | | | | | | | | | |
| AVG | H | | | 2B | | 3B | | HR | | RBI | | SB | |
| .282 | 80 | | | 20 | | 2 | | 12 | | 4 | | 1 | |
| DEFENSE RATING | | | | | | | | | | | | | |
| OF: ♠♣ | | | | | | | | | | | | | |

| | | | | | | | | | | | | | |
|--|----------------|----|----|----|----|----|-----|----|------|-----|----|------|----|
| 083 | VINNY CASTILLA | | | | | | | | | | | | SS |
| HT: 6'1" WT: 175 BATS: RIGHT THROWS: RIGHT BORN: 7-4-1967, Oaxaca, 20, Mexico | | | | | | | | | | | | | |
| 1993 COLORADO ROCKIES BATTING RECORD | | | | | | | | | | | | | |
| G | AB | R | H | 2B | 3B | HR | RBI | SB | SLG | BB | SO | AVG | |
| 105 | 337 | 36 | 86 | 9 | 7 | 9 | 30 | 2 | .404 | 13 | 45 | .255 | |
| CARDBOARD BASEBALL RATINGS | | | | | | | | | | | | | |
| AVG | H | | | 2B | | 3B | | HR | | RBI | | SB | |
| .255 | 86 | | | 9 | | 7 | | 9 | | 3 | | 1 | |
| DEFENSE RATING | | | | | | | | | | | | | |
| SS: ♠♣ | | | | | | | | | | | | | |

| | | | | | | | | | | | | | |
|---|------------------|----|----|----|----|----|-----|----|------|-----|----|------|-------|
| 087 | ARCHI CIANFROCCO | | | | | | | | | | | | 3B-1B |
| HT: 6'5" WT: 200 BATS: RIGHT THROWS: RIGHT BORN: 10-6-1966, Rome, NY | | | | | | | | | | | | | |
| 1993 SAN DIEGO PADRES BATTING RECORD | | | | | | | | | | | | | |
| G | AB | R | H | 2B | 3B | HR | RBI | SB | SLG | BB | SO | AVG | |
| 96 | 296 | 30 | 72 | 11 | 2 | 12 | 48 | 2 | .416 | 17 | 69 | .243 | |
| CARDBOARD BASEBALL RATINGS | | | | | | | | | | | | | |
| AVG | H | | | 2B | | 3B | | HR | | RBI | | SB | |
| .243 | 72 | | | 11 | | 2 | | 12 | | 4 | | 1 | |
| DEFENSE RATING | | | | | | | | | | | | | |
| 3B: ♠♣ 1B: ♠♣ | | | | | | | | | | | | | |

| | | | | | | | | | | | | | |
|--|----------------|----|-----|----|----|----|-----|----|------|-----|----|------|----|
| 084 | ANDUJAR CEDENO | | | | | | | | | | | | SS |
| HT: 6'1" WT: 170 BATS: RIGHT THROWS: RIGHT BORN: 8-21-1969, La Romana, D.R. | | | | | | | | | | | | | |
| 1993 HOUSTON ASTROS BATTING RECORD | | | | | | | | | | | | | |
| G | AB | R | H | 2B | 3B | HR | RBI | SB | SLG | BB | SO | AVG | |
| 149 | 505 | 69 | 143 | 24 | 4 | 11 | 56 | 9 | .412 | 48 | 97 | .283 | |
| CARDBOARD BASEBALL RATINGS | | | | | | | | | | | | | |
| AVG | H | | | 2B | | 3B | | HR | | RBI | | SB | |
| .283 | 143 | | | 24 | | 4 | | 11 | | 5 | | 1 | |
| DEFENSE RATING | | | | | | | | | | | | | |
| SS: ♠ | | | | | | | | | | | | | |

| | | | | | | | | | | | | | |
|---|------------|----|----|----|----|----|-----|----|------|-----|----|------|----|
| 088 | DAVE CLARK | | | | | | | | | | | | OF |
| HT: 6'2" WT: 200 BATS: LEFT THROWS: RIGHT BORN: 9-3-1962, Tupelo, MS | | | | | | | | | | | | | |
| 1993 PITTSBURGH PIRATES BATTING RECORD | | | | | | | | | | | | | |
| G | AB | R | H | 2B | 3B | HR | RBI | SB | SLG | BB | SO | AVG | |
| 110 | 277 | 43 | 75 | 11 | 2 | 11 | 46 | 1 | .444 | 38 | 58 | .271 | |
| CARDBOARD BASEBALL RATINGS | | | | | | | | | | | | | |
| AVG | H | | | 2B | | 3B | | HR | | RBI | | SB | |
| .271 | 75 | | | 11 | | 2 | | 11 | | 4 | | 1 | |
| DEFENSE RATING | | | | | | | | | | | | | |
| OF: ♠ | | | | | | | | | | | | | |

| | | | | | | | | | | | | |
|---|-----|----|-----|----|-----|----|-----|----|------|----|----|------|
| 089 JERALD CLARK OF-1B | | | | | | | | | | | | |
| HT: 6'4" WT: 189 BATS: RIGHT THROWS: RIGHT BORN: 8-10-1963, Crockett, TX | | | | | | | | | | | | |
| 1993 COLORADO ROCKIES BATTING RECORD | | | | | | | | | | | | |
| G | AB | R | H | 2B | 3B | HR | RBI | SB | SLG | BB | SO | AVG |
| 140 | 478 | 65 | 135 | 26 | 6 | 13 | 67 | 9 | .444 | 20 | 60 | .282 |
| CARDBOARD BASEBALL RATINGS | | | | | | | | | | | | |
| AVG | H | 2B | 3B | HR | RBI | SB | | | | | | |
| .282 | 135 | 26 | 6 | 13 | 6 | 1 | | | | | | |
| DEFENSE RATING | | | | | | | | | | | | |
| OF: ♠♣ 1B: ♠♣ | | | | | | | | | | | | |

| | | | | | | | | | | | | |
|--|----|----|----|----|-----|----|-----|----|------|----|----|------|
| 093 CRAIG COLBERT C | | | | | | | | | | | | |
| HT: 6'0" WT: 190 BATS: RIGHT THROWS: RIGHT BORN: 2-13-1965, Iowa City, IA | | | | | | | | | | | | |
| 1993 SAN FRANCISCO GIANTS BATTING RECORD | | | | | | | | | | | | |
| G | AB | R | H | 2B | 3B | HR | RBI | SB | SLG | BB | SO | AVG |
| 23 | 37 | 2 | 6 | 2 | 0 | 1 | 5 | 0 | .297 | 3 | 13 | .162 |
| CARDBOARD BASEBALL RATINGS | | | | | | | | | | | | |
| AVG | H | 2B | 3B | HR | RBI | SB | | | | | | |
| .162 | 6 | 2 | 0 | 1 | 0 | 1 | | | | | | |
| DEFENSE RATING | | | | | | | | | | | | |

| | | | | | | | | | | | | |
|--|-----|----|----|----|-----|----|-----|----|------|----|----|------|
| 090 PHIL CLARK OF-1B-3B | | | | | | | | | | | | |
| HT: 6'0" WT: 180 BATS: RIGHT THROWS: RIGHT BORN: 5-6-1968, Crockett, TX | | | | | | | | | | | | |
| 1993 SAN DIEGO PADRES BATTING RECORD | | | | | | | | | | | | |
| G | AB | R | H | 2B | 3B | HR | RBI | SB | SLG | BB | SO | AVG |
| 102 | 240 | 33 | 75 | 17 | 0 | 9 | 33 | 2 | .496 | 8 | 31 | .313 |
| CARDBOARD BASEBALL RATINGS | | | | | | | | | | | | |
| AVG | H | 2B | 3B | HR | RBI | SB | | | | | | |
| .313 | 75 | 17 | 0 | 9 | 3 | 1 | | | | | | |
| DEFENSE RATING | | | | | | | | | | | | |
| OF: ♠♣♥ 1B: ♠♣ 3B: ♠♣ | | | | | | | | | | | | |
























| | | | | | | | | | | | | |
|--|-----|----|----|----|-----|----|-----|----|------|----|----|------|
| 094 GREG COLBRUNN 1B | | | | | | | | | | | | |
| HT: 6'0" WT: 190 BATS: RIGHT THROWS: RIGHT BORN: 7-26-1969, Fontana, CA | | | | | | | | | | | | |
| 1993 MONTREAL EXPOS BATTING RECORD | | | | | | | | | | | | |
| G | AB | R | H | 2B | 3B | HR | RBI | SB | SLG | BB | SO | AVG |
| 70 | 153 | 15 | 39 | 9 | 0 | 4 | 23 | 4 | .392 | 6 | 33 | .255 |
| CARDBOARD BASEBALL RATINGS | | | | | | | | | | | | |
| AVG | H | 2B | 3B | HR | RBI | SB | | | | | | |
| .255 | 39 | 9 | 0 | 4 | 2 | 1 | | | | | | |
| DEFENSE RATING | | | | | | | | | | | | |
| 1B: ♠♣♥ | | | | | | | | | | | | |

| | | | | | | | | | | | | |
|--|-----|----|-----|----|-----|----|-----|----|------|----|----|------|
| 091 WILL CLARK 1B | | | | | | | | | | | | |
| HT: 6'2" WT: 190 BATS: LEFT THROWS: LEFT BORN: 3-13-1964, New Orleans, LA | | | | | | | | | | | | |
| 1993 SAN FRANCISCO GIANTS BATTING RECORD | | | | | | | | | | | | |
| G | AB | R | H | 2B | 3B | HR | RBI | SB | SLG | BB | SO | AVG |
| 132 | 491 | 82 | 139 | 27 | 2 | 14 | 73 | 2 | .432 | 63 | 68 | .283 |
| CARDBOARD BASEBALL RATINGS | | | | | | | | | | | | |
| AVG | H | 2B | 3B | HR | RBI | SB | | | | | | |
| .283 | 139 | 27 | 2 | 14 | 7 | 1 | | | | | | |
| DEFENSE RATING | | | | | | | | | | | | |
| 1B: ♠♣ | | | | | | | | | | | | |

| | | | | | | | | | | | | |
|---|-----|----|----|----|-----|----|-----|----|------|----|----|------|
| 095 ALEX COLE OF | | | | | | | | | | | | |
| HT: 6'2" WT: 170 BATS: LEFT THROWS: LEFT BORN: 8-17-1965, Fayetteville, NC | | | | | | | | | | | | |
| 1993 COLORADO ROCKIES BATTING RECORD | | | | | | | | | | | | |
| G | AB | R | H | 2B | 3B | HR | RBI | SB | SLG | BB | SO | AVG |
| 126 | 348 | 50 | 89 | 9 | 4 | 0 | 24 | 30 | .305 | 43 | 58 | .256 |
| CARDBOARD BASEBALL RATINGS | | | | | | | | | | | | |
| AVG | H | 2B | 3B | HR | RBI | SB | | | | | | |
| .256 | 89 | 9 | 4 | 0 | 2 | 3 | | | | | | |
| DEFENSE RATING | | | | | | | | | | | | |
| OF: ♠♣♥ | | | | | | | | | | | | |

| | | | | | | | | | | | | |
|---|-----|----|-----|----|-----|----|-----|----|------|----|----|------|
| 092 ROYCE CLAYTON SS | | | | | | | | | | | | |
| HT: 6'0" WT: 175 BATS: RIGHT THROWS: RIGHT BORN: 1-2-1970, Burbank, CA | | | | | | | | | | | | |
| 1993 SAN FRANCISCO GIANTS BATTING RECORD | | | | | | | | | | | | |
| G | AB | R | H | 2B | 3B | HR | RBI | SB | SLG | BB | SO | AVG |
| 153 | 549 | 54 | 155 | 21 | 5 | 6 | 70 | 11 | .372 | 38 | 91 | .282 |
| CARDBOARD BASEBALL RATINGS | | | | | | | | | | | | |
| AVG | H | 2B | 3B | HR | RBI | SB | | | | | | |
| .282 | 155 | 21 | 5 | 6 | 7 | 1 | | | | | | |
| DEFENSE RATING | | | | | | | | | | | | |
| SS: ♠♣ | | | | | | | | | | | | |

| | | | | | | | | | | | | |
|--|-----|----|-----|----|-----|----|-----|----|------|----|----|------|
| 096 VINCE COLEMAN OF | | | | | | | | | | | | |
| HT: 6'0" WT: 170 BATS: BOTH THROWS: RIGHT BORN: 9-22-1961, Jacksonville, FL | | | | | | | | | | | | |
| 1993 NEW YORK METS BATTING RECORD | | | | | | | | | | | | |
| G | AB | R | H | 2B | 3B | HR | RBI | SB | SLG | BB | SO | AVG |
| 92 | 373 | 64 | 104 | 14 | 8 | 2 | 25 | 38 | .375 | 21 | 58 | .279 |
| CARDBOARD BASEBALL RATINGS | | | | | | | | | | | | |
| AVG | H | 2B | 3B | HR | RBI | SB | | | | | | |
| .279 | 104 | 14 | 8 | 2 | 2 | 4 | | | | | | |
| DEFENSE RATING | | | | | | | | | | | | |
| OF: ♠♣ | | | | | | | | | | | | |
























| | | | | | | | | | | | | | | | | | | | | | | | | | | | | | | | | | | | | | | | | | | | | | | | | | | | | | | | | | | | | | | | | | | | | | | | | | | | | | | | | | | | | | | | | | | | | | | | | | | | | | | | | | |
|--|-----|----|-----|----|-----|----|-----|----|------|----|-----|------|---|----|---|---|----|----|----|-----|----|-----|----|----|-----|-----|-----|----|-----|----|----|----|----|----|------|----|-----|------|-----|---|----|----|----|-----|----|------|-----|----|----|----|---|---|--|--|--|--|--|--|--|--|--|--|--|--|--|---|----|---|---|----|----|----|-----|----|-----|----|----|-----|-----|-----|----|-----|----|---|----|----|----|------|----|----|------|-----|---|----|----|----|-----|----|------|-----|----|---|----|---|---|
| <div>097</div> <div>DARNELL COLES</div> <div>OF-3B</div> <div>HT: 6'1" WT: 185 BATS: RIGHT THROWS: RIGHT</div> <div>BORN: 6-2-1962, San Bernardino, CA</div> <div>1993 TORONTO BLUE JAYS BATTING RECORD</div> <table><tr><td>G</td><td>AB</td><td>R</td><td>H</td><td>2B</td><td>3B</td><td>HR</td><td>RBI</td><td>SB</td><td>SLG</td><td>BB</td><td>SO</td><td>AVG</td></tr><tr><td>64</td><td>194</td><td>26</td><td>49</td><td>9</td><td>1</td><td>4</td><td>26</td><td>1</td><td>.371</td><td>16</td><td>29</td><td>.253</td></tr></table> <div>CARDBOARD BASEBALL RATINGS</div> <table><tr><td>AVG</td><td>H</td><td>2B</td><td>3B</td><td>HR</td><td>RBI</td><td>SB</td></tr><tr><td>.253</td><td>49</td><td>9</td><td>1</td><td>4</td><td>2</td><td>1</td></tr></table> <div>DEFENSE RATING</div> <div>OF:  3B: </div> | | | | | | | | | | | | | G | AB | R | H | 2B | 3B | HR | RBI | SB | SLG | BB | SO | AVG | 64 | 194 | 26 | 49 | 9 | 1 | 4 | 26 | 1 | .371 | 16 | 29 | .253 | AVG | H | 2B | 3B | HR | RBI | SB | .253 | 49 | 9 | 1 | 4 | 2 | 1 | <div>101</div> <div>WIL CORDERO</div> <div>SS</div> <div>HT: 6'2" WT: 185 BATS: RIGHT THROWS: RIGHT</div> <div>BORN: 10-3-1971, Mayaguez, P.R.</div> <div>1993 MONTREAL EXPOS BATTING RECORD</div> <table><tr><td>G</td><td>AB</td><td>R</td><td>H</td><td>2B</td><td>3B</td><td>HR</td><td>RBI</td><td>SB</td><td>SLG</td><td>BB</td><td>SO</td><td>AVG</td></tr><tr><td>138</td><td>475</td><td>56</td><td>118</td><td>32</td><td>2</td><td>10</td><td>58</td><td>12</td><td>.387</td><td>34</td><td>60</td><td>.248</td></tr></table> <div>CARDBOARD BASEBALL RATINGS</div> <table><tr><td>AVG</td><td>H</td><td>2B</td><td>3B</td><td>HR</td><td>RBI</td><td>SB</td></tr><tr><td>.248</td><td>118</td><td>32</td><td>2</td><td>10</td><td>5</td><td>1</td></tr></table> <div>DEFENSE RATING</div> <div>SS: </div> | | | | | | | | | | | | | G | AB | R | H | 2B | 3B | HR | RBI | SB | SLG | BB | SO | AVG | 138 | 475 | 56 | 118 | 32 | 2 | 10 | 58 | 12 | .387 | 34 | 60 | .248 | AVG | H | 2B | 3B | HR | RBI | SB | .248 | 118 | 32 | 2 | 10 | 5 | 1 |
| G | AB | R | H | 2B | 3B | HR | RBI | SB | SLG | BB | SO | AVG | | | | | | | | | | | | | | | | | | | | | | | | | | | | | | | | | | | | | | | | | | | | | | | | | | | | | | | | | | | | | | | | | | | | | | | | | | | | | | | | | | | | | | | | | | | | | |
| 64 | 194 | 26 | 49 | 9 | 1 | 4 | 26 | 1 | .371 | 16 | 29 | .253 | | | | | | | | | | | | | | | | | | | | | | | | | | | | | | | | | | | | | | | | | | | | | | | | | | | | | | | | | | | | | | | | | | | | | | | | | | | | | | | | | | | | | | | | | | | | | |
| AVG | H | 2B | 3B | HR | RBI | SB | | | | | | | | | | | | | | | | | | | | | | | | | | | | | | | | | | | | | | | | | | | | | | | | | | | | | | | | | | | | | | | | | | | | | | | | | | | | | | | | | | | | | | | | | | | | | | | | | | | |
| .253 | 49 | 9 | 1 | 4 | 2 | 1 | | | | | | | | | | | | | | | | | | | | | | | | | | | | | | | | | | | | | | | | | | | | | | | | | | | | | | | | | | | | | | | | | | | | | | | | | | | | | | | | | | | | | | | | | | | | | | | | | | | |
| G | AB | R | H | 2B | 3B | HR | RBI | SB | SLG | BB | SO | AVG | | | | | | | | | | | | | | | | | | | | | | | | | | | | | | | | | | | | | | | | | | | | | | | | | | | | | | | | | | | | | | | | | | | | | | | | | | | | | | | | | | | | | | | | | | | | | |
| 138 | 475 | 56 | 118 | 32 | 2 | 10 | 58 | 12 | .387 | 34 | 60 | .248 | | | | | | | | | | | | | | | | | | | | | | | | | | | | | | | | | | | | | | | | | | | | | | | | | | | | | | | | | | | | | | | | | | | | | | | | | | | | | | | | | | | | | | | | | | | | | |
| AVG | H | 2B | 3B | HR | RBI | SB | | | | | | | | | | | | | | | | | | | | | | | | | | | | | | | | | | | | | | | | | | | | | | | | | | | | | | | | | | | | | | | | | | | | | | | | | | | | | | | | | | | | | | | | | | | | | | | | | | | |
| .248 | 118 | 32 | 2 | 10 | 5 | 1 | | | | | | | | | | | | | | | | | | | | | | | | | | | | | | | | | | | | | | | | | | | | | | | | | | | | | | | | | | | | | | | | | | | | | | | | | | | | | | | | | | | | | | | | | | | | | | | | | | | |
| <div>098</div> <div>JEFF CONINE</div> <div>OF-1B</div> <div>HT: 6'1" WT: 205 BATS: RIGHT THROWS: RIGHT</div> <div>BORN: 6-27-1966, Tacoma, WA</div> <div>1993 FLORIDA MARLINS BATTING RECORD</div> <table><tr><td>G</td><td>AB</td><td>R</td><td>H</td><td>2B</td><td>3B</td><td>HR</td><td>RBI</td><td>SB</td><td>SLG</td><td>BB</td><td>SO</td><td>AVG</td></tr><tr><td>162</td><td>595</td><td>75</td><td>174</td><td>24</td><td>3</td><td>12</td><td>79</td><td>2</td><td>.403</td><td>52</td><td>135</td><td>.292</td></tr></table> <div>CARDBOARD BASEBALL RATINGS</div> <table><tr><td>AVG</td><td>H</td><td>2B</td><td>3B</td><td>HR</td><td>RBI</td><td>SB</td></tr><tr><td>.292</td><td>174</td><td>24</td><td>3</td><td>12</td><td>7</td><td>1</td></tr></table> <div>DEFENSE RATING</div> <div>OF:  1B: </div> | | | | | | | | | | | | | G | AB | R | H | 2B | 3B | HR | RBI | SB | SLG | BB | SO | AVG | 162 | 595 | 75 | 174 | 24 | 3 | 12 | 79 | 2 | .403 | 52 | 135 | .292 | AVG | H | 2B | 3B | HR | RBI | SB | .292 | 174 | 24 | 3 | 12 | 7 | 1 | <div>102</div> <div>ROD CORREIA</div> <div>SS-2B</div> <div>HT: 5'11" WT: 185 BATS: RIGHT THROWS: RIGHT</div> <div>BORN: 9-13-1967, Providence, RI</div> <div>1993 CALIFORNIA ANGELS BATTING RECORD</div> <table><tr><td>G</td><td>AB</td><td>R</td><td>H</td><td>2B</td><td>3B</td><td>HR</td><td>RBI</td><td>SB</td><td>SLG</td><td>BB</td><td>SO</td><td>AVG</td></tr><tr><td>64</td><td>128</td><td>12</td><td>34</td><td>5</td><td>0</td><td>0</td><td>9</td><td>2</td><td>.305</td><td>6</td><td>20</td><td>.266</td></tr></table> <div>CARDBOARD BASEBALL RATINGS</div> <table><tr><td>AVG</td><td>H</td><td>2B</td><td>3B</td><td>HR</td><td>RBI</td><td>SB</td></tr><tr><td>.266</td><td>34</td><td>5</td><td>0</td><td>0</td><td>0</td><td>1</td></tr></table> <div>DEFENSE RATING</div> <div>SS:  2B: </div> | | | | | | | | | | | | | G | AB | R | H | 2B | 3B | HR | RBI | SB | SLG | BB | SO | AVG | 64 | 128 | 12 | 34 | 5 | 0 | 0 | 9 | 2 | .305 | 6 | 20 | .266 | AVG | H | 2B | 3B | HR | RBI | SB | .266 | 34 | 5 | 0 | 0 | 0 | 1 |
| G | AB | R | H | 2B | 3B | HR | RBI | SB | SLG | BB | SO | AVG | | | | | | | | | | | | | | | | | | | | | | | | | | | | | | | | | | | | | | | | | | | | | | | | | | | | | | | | | | | | | | | | | | | | | | | | | | | | | | | | | | | | | | | | | | | | | |
| 162 | 595 | 75 | 174 | 24 | 3 | 12 | 79 | 2 | .403 | 52 | 135 | .292 | | | | | | | | | | | | | | | | | | | | | | | | | | | | | | | | | | | | | | | | | | | | | | | | | | | | | | | | | | | | | | | | | | | | | | | | | | | | | | | | | | | | | | | | | | | | | |
| AVG | H | 2B | 3B | HR | RBI | SB | | | | | | | | | | | | | | | | | | | | | | | | | | | | | | | | | | | | | | | | | | | | | | | | | | | | | | | | | | | | | | | | | | | | | | | | | | | | | | | | | | | | | | | | | | | | | | | | | | | |
| .292 | 174 | 24 | 3 | 12 | 7 | 1 | | | | | | | | | | | | | | | | | | | | | | | | | | | | | | | | | | | | | | | | | | | | | | | | | | | | | | | | | | | | | | | | | | | | | | | | | | | | | | | | | | | | | | | | | | | | | | | | | | | |
| G | AB | R | H | 2B | 3B | HR | RBI | SB | SLG | BB | SO | AVG | | | | | | | | | | | | | | | | | | | | | | | | | | | | | | | | | | | | | | | | | | | | | | | | | | | | | | | | | | | | | | | | | | | | | | | | | | | | | | | | | | | | | | | | | | | | | |
| 64 | 128 | 12 | 34 | 5 | 0 | 0 | 9 | 2 | .305 | 6 | 20 | .266 | | | | | | | | | | | | | | | | | | | | | | | | | | | | | | | | | | | | | | | | | | | | | | | | | | | | | | | | | | | | | | | | | | | | | | | | | | | | | | | | | | | | | | | | | | | | | |
| AVG | H | 2B | 3B | HR | RBI | SB | | | | | | | | | | | | | | | | | | | | | | | | | | | | | | | | | | | | | | | | | | | | | | | | | | | | | | | | | | | | | | | | | | | | | | | | | | | | | | | | | | | | | | | | | | | | | | | | | | | |
| .266 | 34 | 5 | 0 | 0 | 0 | 1 | | | | | | | | | | | | | | | | | | | | | | | | | | | | | | | | | | | | | | | | | | | | | | | | | | | | | | | | | | | | | | | | | | | | | | | | | | | | | | | | | | | | | | | | | | | | | | | | | | | |
| <div>099</div> <div>SCOTT COOPER</div> <div>3B</div> <div>HT: 6'3" WT: 200 BATS: LEFT THROWS: RIGHT</div> <div>BORN: 10-13-1967, St. Louis, MO</div> <div>1993 BOSTON RED SOX BATTING RECORD</div> <table><tr><td>G</td><td>AB</td><td>R</td><td>H</td><td>2B</td><td>3B</td><td>HR</td><td>RBI</td><td>SB</td><td>SLG</td><td>BB</td><td>SO</td><td>AVG</td></tr><tr><td>156</td><td>526</td><td>67</td><td>147</td><td>29</td><td>3</td><td>9</td><td>63</td><td>5</td><td>.397</td><td>58</td><td>81</td><td>.279</td></tr></table> <div>CARDBOARD BASEBALL RATINGS</div> <table><tr><td>AVG</td><td>H</td><td>2B</td><td>3B</td><td>HR</td><td>RBI</td><td>SB</td></tr><tr><td>.279</td><td>147</td><td>29</td><td>3</td><td>9</td><td>6</td><td>1</td></tr></table> <div>DEFENSE RATING</div> <div>3B: </div> | | | | | | | | | | | | | G | AB | R | H | 2B | 3B | HR | RBI | SB | SLG | BB | SO | AVG | 156 | 526 | 67 | 147 | 29 | 3 | 9 | 63 | 5 | .397 | 58 | 81 | .279 | AVG | H | 2B | 3B | HR | RBI | SB | .279 | 147 | 29 | 3 | 9 | 6 | 1 | <div>103</div> <div>TIM COSTO</div> <div>OF</div> <div>HT: 6'5" WT: 220 BATS: RIGHT THROWS: RIGHT</div> <div>BORN: 2-16-1969, Melrose Park, IL</div> <div>1993 CINCINNATI REDS BATTING RECORD</div> <table><tr><td>G</td><td>AB</td><td>R</td><td>H</td><td>2B</td><td>3B</td><td>HR</td><td>RBI</td><td>SB</td><td>SLG</td><td>BB</td><td>SO</td><td>AVG</td></tr><tr><td>31</td><td>98</td><td>13</td><td>22</td><td>5</td><td>0</td><td>3</td><td>12</td><td>0</td><td>.367</td><td>4</td><td>17</td><td>.224</td></tr></table> <div>CARDBOARD BASEBALL RATINGS</div> <table><tr><td>AVG</td><td>H</td><td>2B</td><td>3B</td><td>HR</td><td>RBI</td><td>SB</td></tr><tr><td>.224</td><td>22</td><td>5</td><td>0</td><td>3</td><td>1</td><td>1</td></tr></table> <div>DEFENSE RATING</div> <div>OF: </div> | | | | | | | | | | | | | G | AB | R | H | 2B | 3B | HR | RBI | SB | SLG | BB | SO | AVG | 31 | 98 | 13 | 22 | 5 | 0 | 3 | 12 | 0 | .367 | 4 | 17 | .224 | AVG | H | 2B | 3B | HR | RBI | SB | .224 | 22 | 5 | 0 | 3 | 1 | 1 |
| G | AB | R | H | 2B | 3B | HR | RBI | SB | SLG | BB | SO | AVG | | | | | | | | | | | | | | | | | | | | | | | | | | | | | | | | | | | | | | | | | | | | | | | | | | | | | | | | | | | | | | | | | | | | | | | | | | | | | | | | | | | | | | | | | | | | | |
| 156 | 526 | 67 | 147 | 29 | 3 | 9 | 63 | 5 | .397 | 58 | 81 | .279 | | | | | | | | | | | | | | | | | | | | | | | | | | | | | | | | | | | | | | | | | | | | | | | | | | | | | | | | | | | | | | | | | | | | | | | | | | | | | | | | | | | | | | | | | | | | | |
| AVG | H | 2B | 3B | HR | RBI | SB | | | | | | | | | | | | | | | | | | | | | | | | | | | | | | | | | | | | | | | | | | | | | | | | | | | | | | | | | | | | | | | | | | | | | | | | | | | | | | | | | | | | | | | | | | | | | | | | | | | |
| .279 | 147 | 29 | 3 | 9 | 6 | 1 | | | | | | | | | | | | | | | | | | | | | | | | | | | | | | | | | | | | | | | | | | | | | | | | | | | | | | | | | | | | | | | | | | | | | | | | | | | | | | | | | | | | | | | | | | | | | | | | | | | |
| G | AB | R | H | 2B | 3B | HR | RBI | SB | SLG | BB | SO | AVG | | | | | | | | | | | | | | | | | | | | | | | | | | | | | | | | | | | | | | | | | | | | | | | | | | | | | | | | | | | | | | | | | | | | | | | | | | | | | | | | | | | | | | | | | | | | | |
| 31 | 98 | 13 | 22 | 5 | 0 | 3 | 12 | 0 | .367 | 4 | 17 | .224 | | | | | | | | | | | | | | | | | | | | | | | | | | | | | | | | | | | | | | | | | | | | | | | | | | | | | | | | | | | | | | | | | | | | | | | | | | | | | | | | | | | | | | | | | | | | | |
| AVG | H | 2B | 3B | HR | RBI | SB | | | | | | | | | | | | | | | | | | | | | | | | | | | | | | | | | | | | | | | | | | | | | | | | | | | | | | | | | | | | | | | | | | | | | | | | | | | | | | | | | | | | | | | | | | | | | | | | | | | |
| .224 | 22 | 5 | 0 | 3 | 1 | 1 | | | | | | | | | | | | | | | | | | | | | | | | | | | | | | | | | | | | | | | | | | | | | | | | | | | | | | | | | | | | | | | | | | | | | | | | | | | | | | | | | | | | | | | | | | | | | | | | | | | |
| <div>100</div> <div>JOEY CORA</div> <div>2B</div> <div>HT: 5'7" WT: 150 BATS: BOTH THROWS: RIGHT</div> <div>BORN: 5-14-1965, Caguas, P.R.</div> <div>1993 CHICAGO WHITE SOX BATTING RECORD</div> <table><tr><td>G</td><td>AB</td><td>R</td><td>H</td><td>2B</td><td>3B</td><td>HR</td><td>RBI</td><td>SB</td><td>SLG</td><td>BB</td><td>SO</td><td>AVG</td></tr><tr><td>153</td><td>579</td><td>95</td><td>155</td><td>15</td><td>13</td><td>2</td><td>51</td><td>20</td><td>.349</td><td>67</td><td>63</td><td>.268</td></tr></table> <div>CARDBOARD BASEBALL RATINGS</div> <table><tr><td>AVG</td><td>H</td><td>2B</td><td>3B</td><td>HR</td><td>RBI</td><td>SB</td></tr><tr><td>.268</td><td>155</td><td>15</td><td>13</td><td>2</td><td>5</td><td>2</td></tr></table> <div>DEFENSE RATING</div> <div>2B: </div> | | | | | | | | | | | | | G | AB | R | H | 2B | 3B | HR | RBI | SB | SLG | BB | SO | AVG | 153 | 579 | 95 | 155 | 15 | 13 | 2 | 51 | 20 | .349 | 67 | 63 | .268 | AVG | H | 2B | 3B | HR | RBI | SB | .268 | 155 | 15 | 13 | 2 | 5 | 2 | <div>104</div> <div>HENRY COTTO</div> <div>OF</div> <div>HT: 6'2" WT: 178 BATS: RIGHT THROWS: RIGHT</div> <div>BORN: 1-5-1961, New York, NY</div> <div>1993 FLORIDA MARLINS BATTING RECORD</div> <table><tr><td>G</td><td>AB</td><td>R</td><td>H</td><td>2B</td><td>3B</td><td>HR</td><td>RBI</td><td>SB</td><td>SLG</td><td>BB</td><td>SO</td><td>AVG</td></tr><tr><td>108</td><td>240</td><td>25</td><td>60</td><td>8</td><td>0</td><td>5</td><td>21</td><td>16</td><td>.346</td><td>5</td><td>40</td><td>.250</td></tr></table> <div>CARDBOARD BASEBALL RATINGS</div> <table><tr><td>AVG</td><td>H</td><td>2B</td><td>3B</td><td>HR</td><td>RBI</td><td>SB</td></tr><tr><td>.250</td><td>60</td><td>8</td><td>0</td><td>5</td><td>2</td><td>2</td></tr></table> <div>DEFENSE RATING</div> <div>OF: </div> | | | | | | | | | | | | | G | AB | R | H | 2B | 3B | HR | RBI | SB | SLG | BB | SO | AVG | 108 | 240 | 25 | 60 | 8 | 0 | 5 | 21 | 16 | .346 | 5 | 40 | .250 | AVG | H | 2B | 3B | HR | RBI | SB | .250 | 60 | 8 | 0 | 5 | 2 | 2 |
| G | AB | R | H | 2B | 3B | HR | RBI | SB | SLG | BB | SO | AVG | | | | | | | | | | | | | | | | | | | | | | | | | | | | | | | | | | | | | | | | | | | | | | | | | | | | | | | | | | | | | | | | | | | | | | | | | | | | | | | | | | | | | | | | | | | | | |
| 153 | 579 | 95 | 155 | 15 | 13 | 2 | 51 | 20 | .349 | 67 | 63 | .268 | | | | | | | | | | | | | | | | | | | | | | | | | | | | | | | | | | | | | | | | | | | | | | | | | | | | | | | | | | | | | | | | | | | | | | | | | | | | | | | | | | | | | | | | | | | | | |
| AVG | H | 2B | 3B | HR | RBI | SB | | | | | | | | | | | | | | | | | | | | | | | | | | | | | | | | | | | | | | | | | | | | | | | | | | | | | | | | | | | | | | | | | | | | | | | | | | | | | | | | | | | | | | | | | | | | | | | | | | | |
| .268 | 155 | 15 | 13 | 2 | 5 | 2 | | | | | | | | | | | | | | | | | | | | | | | | | | | | | | | | | | | | | | | | | | | | | | | | | | | | | | | | | | | | | | | | | | | | | | | | | | | | | | | | | | | | | | | | | | | | | | | | | | | |
| G | AB | R | H | 2B | 3B | HR | RBI | SB | SLG | BB | SO | AVG | | | | | | | | | | | | | | | | | | | | | | | | | | | | | | | | | | | | | | | | | | | | | | | | | | | | | | | | | | | | | | | | | | | | | | | | | | | | | | | | | | | | | | | | | | | | | |
| 108 | 240 | 25 | 60 | 8 | 0 | 5 | 21 | 16 | .346 | 5 | 40 | .250 | | | | | | | | | | | | | | | | | | | | | | | | | | | | | | | | | | | | | | | | | | | | | | | | | | | | | | | | | | | | | | | | | | | | | | | | | | | | | | | | | | | | | | | | | | | | | |
| AVG | H | 2B | 3B | HR | RBI | SB | | | | | | | | | | | | | | | | | | | | | | | | | | | | | | | | | | | | | | | | | | | | | | | | | | | | | | | | | | | | | | | | | | | | | | | | | | | | | | | | | | | | | | | | | | | | | | | | | | | |
| .250 | 60 | 8 | 0 | 5 | 2 | 2 | | | | | | | | | | | | | | | | | | | | | | | | | | | | | | | | | | | | | | | | | | | | | | | | | | | | | | | | | | | | | | | | | | | | | | | | | | | | | | | | | | | | | | | | | | | | | | | | | | | |

| | | | | | | | | | | | | | | | | | | | | | | | | | |
|--|----|---|----|----|----|----|-----|----|------|----|----|------|---|----|---|----|----|----|----|-----|----|------|----|----|------|
| 105 MIDRE CUMMINGS OF | | | | | | | | | | | | | 109 JACK DAUGHERTY 1B-OF | | | | | | | | | | | | |
| HT: 6'1" WT: 190 BATS: LEFT THROWS: RIGHT BORN: 10-14-1971, St. Croix, V.I. | | | | | | | | | | | | | HT: 6'0" WT: 188 BATS: BOTH THROWS: LEFT BORN: 7-3-1960, Hialeah, FL | | | | | | | | | | | | |
| 1993 PITTSBURGH PIRATES BATTING RECORD | | | | | | | | | | | | | 1993 CINCINNATI REDS BATTING RECORD | | | | | | | | | | | | |
| G | AB | R | H | 2B | 3B | HR | RBI | SB | SLG | BB | SO | AVG | G | AB | R | H | 2B | 3B | HR | RBI | SB | SLG | BB | SO | AVG |
| 13 | 36 | 5 | 4 | 1 | 0 | 0 | 3 | 0 | .139 | 4 | 9 | .111 | 50 | 62 | 7 | 14 | 2 | 0 | 2 | 9 | 0 | .355 | 11 | 15 | .226 |
| CARDBOARD BASEBALL RATINGS | | | | | | | | | | | | | CARDBOARD BASEBALL RATINGS | | | | | | | | | | | | |
| AVG | H | | 2B | | 3B | | HR | | RBI | | SB | | AVG | H | | 2B | | 3B | | HR | | RBI | | SB | |
| .111 | 4 | | 1 | | 0 | | 0 | | 0 | | 1 | | .226 | 14 | | 2 | | 0 | | 2 | | 0 | | 1 | |
| DEFENSE RATING | | | | | | | | | | | | | DEFENSE RATING | | | | | | | | | | | | |
| OF: ♠♣ | | | | | | | | | | | | | 1B: ♠♣ OF: ♠ | | | | | | | | | | | | |

| | | | | | | | | | | | | | | | | | | | | | | | | | |
|--|-----|----|-----|----|----|----|-----|----|------|----|----|------|--|-----|----|-----|----|----|----|-----|----|------|-----|-----|------|
| 106 CHAD CURTIS OF | | | | | | | | | | | | | 110 DARREN DAULTON C | | | | | | | | | | | | |
| HT: 5'10" WT: 175 BATS: RIGHT THROWS: RIGHT BORN: 11-6-1968, Marion, IN | | | | | | | | | | | | | HT: 6'2" WT: 195 BATS: LEFT THROWS: RIGHT BORN: 1-3-1962, Arkansas City, KS | | | | | | | | | | | | |
| 1993 CALIFORNIA ANGELS BATTING RECORD | | | | | | | | | | | | | 1993 PHILADELPHIA PHILLIES BATTING RECORD | | | | | | | | | | | | |
| G | AB | R | H | 2B | 3B | HR | RBI | SB | SLG | BB | SO | AVG | G | AB | R | H | 2B | 3B | HR | RBI | SB | SLG | BB | SO | AVG |
| 152 | 583 | 94 | 166 | 25 | 3 | 6 | 59 | 48 | .369 | 70 | 89 | .285 | 147 | 510 | 90 | 131 | 35 | 4 | 24 | 105 | 5 | .482 | 117 | 111 | .257 |
| CARDBOARD BASEBALL RATINGS | | | | | | | | | | | | | CARDBOARD BASEBALL RATINGS | | | | | | | | | | | | |
| AVG | H | | 2B | | 3B | | HR | | RBI | | SB | | AVG | H | | 2B | | 3B | | HR | | RBI | | SB | |
| .285 | 166 | | 25 | | 3 | | 6 | | 5 | | 5 | | .257 | 131 | | 35 | | 4 | | 24 | | 10 | | 1 | |
| DEFENSE RATING | | | | | | | | | | | | | DEFENSE RATING | | | | | | | | | | | | |
| OF: ♠♣♥ | | | | | | | | | | | | | | | | | | | | | | | | | |

| | | | | | | | | | | | | | | | | | | | | | | | | | |
|--|-----|----|----|----|----|----|-----|----|------|----|----|------|--|-----|----|----|----|----|----|-----|----|------|----|----|------|
| 107 MILT CUYLER OF | | | | | | | | | | | | | 111 BUTCH DAVIS OF | | | | | | | | | | | | |
| HT: 5'10" WT: 175 BATS: BOTH THROWS: RIGHT BORN: 10-7-1968, Macon, GA | | | | | | | | | | | | | HT: 6'0" WT: 185 BATS: RIGHT THROWS: RIGHT BORN: 6-19-1958, Martin County, NC | | | | | | | | | | | | |
| 1993 DETROIT TIGERS BATTING RECORD | | | | | | | | | | | | | 1993 TEXAS RANGERS BATTING RECORD | | | | | | | | | | | | |
| G | AB | R | H | 2B | 3B | HR | RBI | SB | SLG | BB | SO | AVG | G | AB | R | H | 2B | 3B | HR | RBI | SB | SLG | BB | SO | AVG |
| 82 | 249 | 46 | 53 | 11 | 7 | 0 | 19 | 13 | .313 | 19 | 53 | .213 | 62 | 159 | 24 | 39 | 10 | 4 | 3 | 20 | 3 | .415 | 5 | 28 | .245 |
| CARDBOARD BASEBALL RATINGS | | | | | | | | | | | | | CARDBOARD BASEBALL RATINGS | | | | | | | | | | | | |
| AVG | H | | 2B | | 3B | | HR | | RBI | | SB | | AVG | H | | 2B | | 3B | | HR | | RBI | | SB | |
| .213 | 53 | | 11 | | 7 | | 0 | | 1 | | 1 | | .245 | 39 | | 10 | | 4 | | 3 | | 2 | | 1 | |
| DEFENSE RATING | | | | | | | | | | | | | DEFENSE RATING | | | | | | | | | | | | |
| OF: ♠♣♥ | | | | | | | | | | | | | OF: ♠♣♥ | | | | | | | | | | | | |

| | | | | | | | | | | | | | | | | | | | | | | | | | |
|--|-----|----|----|----|----|----|-----|----|------|----|----|------|--|-----|----|-----|----|----|----|-----|----|------|----|-----|------|
| 108 DOUG DASCENZO OF | | | | | | | | | | | | | 112 ERIC DAVIS OF | | | | | | | | | | | | |
| HT: 5'7" WT: 150 BATS: BOTH THROWS: LEFT BORN: 6-30-1964, Cleveland, OH | | | | | | | | | | | | | HT: 6'2" WT: 165 BATS: RIGHT THROWS: RIGHT BORN: 5-29-1962, Los Angeles, CA | | | | | | | | | | | | |
| 1993 TEXAS RANGERS BATTING RECORD | | | | | | | | | | | | | 1993 DETROIT TIGERS BATTING RECORD | | | | | | | | | | | | |
| G | AB | R | H | 2B | 3B | HR | RBI | SB | SLG | BB | SO | AVG | G | AB | R | H | 2B | 3B | HR | RBI | SB | SLG | BB | SO | AVG |
| 76 | 146 | 20 | 29 | 5 | 1 | 2 | 10 | 2 | .288 | 8 | 22 | .199 | 131 | 451 | 71 | 107 | 18 | 1 | 20 | 68 | 35 | .415 | 55 | 106 | .237 |
| CARDBOARD BASEBALL RATINGS | | | | | | | | | | | | | CARDBOARD BASEBALL RATINGS | | | | | | | | | | | | |
| AVG | H | | 2B | | 3B | | HR | | RBI | | SB | | AVG | H | | 2B | | 3B | | HR | | RBI | | SB | |
| .199 | 29 | | 5 | | 1 | | 2 | | 1 | | 1 | | .237 | 107 | | 18 | | 1 | | 20 | | 6 | | 4 | |
| DEFENSE RATING | | | | | | | | | | | | | DEFENSE RATING | | | | | | | | | | | | |
| OF: ♠♣♥ | | | | | | | | | | | | | OF: ♠♣ | | | | | | | | | | | | |

| <div>113GLENN DAVIS1B</div> <div>HT: 6'3" WT: 205 BATS: RIGHT THROWS: RIGHT BORN: 3-28-1961, Jacksonville, FL</div> <div>1993 BALTIMORE ORIOLES BATTING RECORD</div> <table><tr><th>G</th><th>AB</th><th>R</th><th>H</th><th>2B</th><th>3B</th><th>HR</th><th>RBI</th><th>SB</th><th>SLG</th><th>BB</th><th>SO</th><th>AVG</th></tr><tr><td>30</td><td>113</td><td>8</td><td>20</td><td>3</td><td>0</td><td>1</td><td>9</td><td>0</td><td>.230</td><td>7</td><td>29</td><td>.177</td></tr></table> <div>CARDBOARD BASEBALL RATINGS</div> <table><tr><th>AVG</th><th>H</th><th>2B</th><th>3B</th><th>HR</th><th>RBI</th><th>SB</th></tr><tr><td>.177</td><td>20</td><td>3</td><td>0</td><td>1</td><td>0</td><td>1</td></tr></table> <div>DEFENSE RATING</div> <div>1B: </div> | | | | | | | | | | | | | G | AB | R | H | 2B | 3B | HR | RBI | SB | SLG | BB | SO | AVG | 30 | 113 | 8 | 20 | 3 | 0 | 1 | 9 | 0 | .230 | 7 | 29 | .177 | AVG | H | 2B | 3B | HR | RBI | SB | .177 | 20 | 3 | 0 | 1 | 0 | 1 | <div>117ORESTES DESTRADE1B</div> <div>HT: 6'4" WT: 210 BATS: BOTH THROWS: RIGHT BORN: 5-8-1962, Santiago De Cuba, Cuba</div> <div>1993 FLORIDA MARLINS BATTING RECORD</div> <table><tr><th>G</th><th>AB</th><th>R</th><th>H</th><th>2B</th><th>3B</th><th>HR</th><th>RBI</th><th>SB</th><th>SLG</th><th>BB</th><th>SO</th><th>AVG</th></tr><tr><td>153</td><td>569</td><td>61</td><td>145</td><td>20</td><td>3</td><td>20</td><td>87</td><td>0</td><td>.406</td><td>58</td><td>130</td><td>.255</td></tr></table> <div>CARDBOARD BASEBALL RATINGS</div> <table><tr><th>AVG</th><th>H</th><th>2B</th><th>3B</th><th>HR</th><th>RBI</th><th>SB</th></tr><tr><td>.255</td><td>145</td><td>20</td><td>3</td><td>20</td><td>8</td><td>1</td></tr></table> <div>DEFENSE RATING</div> <div>1B: </div> | | | | | | | | | | | | | G | AB | R | H | 2B | 3B | HR | RBI | SB | SLG | BB | SO | AVG | 153 | 569 | 61 | 145 | 20 | 3 | 20 | 87 | 0 | .406 | 58 | 130 | .255 | AVG | H | 2B | 3B | HR | RBI | SB | .255 | 145 | 20 | 3 | 20 | 8 | 1 |
|--|-----|----|-----|----|-----|----|-----|----|------|----|-----|------|---|----|---|---|----|----|----|-----|----|-----|----|----|-----|-----|-----|----|-----|----|---|----|----|----|------|----|-----|------|-----|---|----|----|----|-----|----|------|-----|----|---|----|---|---|--|--|--|--|--|--|--|--|--|--|--|--|--|---|----|---|---|----|----|----|-----|----|-----|----|----|-----|-----|-----|----|-----|----|---|----|----|---|------|----|-----|------|-----|---|----|----|----|-----|----|------|-----|----|---|----|---|---|
| G | AB | R | H | 2B | 3B | HR | RBI | SB | SLG | BB | SO | AVG | | | | | | | | | | | | | | | | | | | | | | | | | | | | | | | | | | | | | | | | | | | | | | | | | | | | | | | | | | | | | | | | | | | | | | | | | | | | | | | | | | | | | | | | | | | | | |
| 30 | 113 | 8 | 20 | 3 | 0 | 1 | 9 | 0 | .230 | 7 | 29 | .177 | | | | | | | | | | | | | | | | | | | | | | | | | | | | | | | | | | | | | | | | | | | | | | | | | | | | | | | | | | | | | | | | | | | | | | | | | | | | | | | | | | | | | | | | | | | | | |
| AVG | H | 2B | 3B | HR | RBI | SB | | | | | | | | | | | | | | | | | | | | | | | | | | | | | | | | | | | | | | | | | | | | | | | | | | | | | | | | | | | | | | | | | | | | | | | | | | | | | | | | | | | | | | | | | | | | | | | | | | | |
| .177 | 20 | 3 | 0 | 1 | 0 | 1 | | | | | | | | | | | | | | | | | | | | | | | | | | | | | | | | | | | | | | | | | | | | | | | | | | | | | | | | | | | | | | | | | | | | | | | | | | | | | | | | | | | | | | | | | | | | | | | | | | | |
| G | AB | R | H | 2B | 3B | HR | RBI | SB | SLG | BB | SO | AVG | | | | | | | | | | | | | | | | | | | | | | | | | | | | | | | | | | | | | | | | | | | | | | | | | | | | | | | | | | | | | | | | | | | | | | | | | | | | | | | | | | | | | | | | | | | | | |
| 153 | 569 | 61 | 145 | 20 | 3 | 20 | 87 | 0 | .406 | 58 | 130 | .255 | | | | | | | | | | | | | | | | | | | | | | | | | | | | | | | | | | | | | | | | | | | | | | | | | | | | | | | | | | | | | | | | | | | | | | | | | | | | | | | | | | | | | | | | | | | | | |
| AVG | H | 2B | 3B | HR | RBI | SB | | | | | | | | | | | | | | | | | | | | | | | | | | | | | | | | | | | | | | | | | | | | | | | | | | | | | | | | | | | | | | | | | | | | | | | | | | | | | | | | | | | | | | | | | | | | | | | | | | | |
| .255 | 145 | 20 | 3 | 20 | 8 | 1 | | | | | | | | | | | | | | | | | | | | | | | | | | | | | | | | | | | | | | | | | | | | | | | | | | | | | | | | | | | | | | | | | | | | | | | | | | | | | | | | | | | | | | | | | | | | | | | | | | | |
| <div>114ANDRE DAWSONOF</div> <div>HT: 6'3" WT: 180 BATS: RIGHT THROWS: RIGHT BORN: 7-10-1954, Miami, FL</div> <div>1993 BOSTON RED SOX BATTING RECORD</div> <table><tr><th>G</th><th>AB</th><th>R</th><th>H</th><th>2B</th><th>3B</th><th>HR</th><th>RBI</th><th>SB</th><th>SLG</th><th>BB</th><th>SO</th><th>AVG</th></tr><tr><td>121</td><td>461</td><td>44</td><td>126</td><td>29</td><td>1</td><td>13</td><td>67</td><td>2</td><td>.425</td><td>17</td><td>49</td><td>.273</td></tr></table> <div>CARDBOARD BASEBALL RATINGS</div> <table><tr><th>AVG</th><th>H</th><th>2B</th><th>3B</th><th>HR</th><th>RBI</th><th>SB</th></tr><tr><td>.273</td><td>126</td><td>29</td><td>1</td><td>13</td><td>6</td><td>1</td></tr></table> <div>DEFENSE RATING</div> <div>OF: </div> | | | | | | | | | | | | | G | AB | R | H | 2B | 3B | HR | RBI | SB | SLG | BB | SO | AVG | 121 | 461 | 44 | 126 | 29 | 1 | 13 | 67 | 2 | .425 | 17 | 49 | .273 | AVG | H | 2B | 3B | HR | RBI | SB | .273 | 126 | 29 | 1 | 13 | 6 | 1 | <div>118MIKE DEVEREAUXOF</div> <div>HT: 6'0" WT: 195 BATS: RIGHT THROWS: RIGHT BORN: 4-10-1963, Casper, WY</div> <div>1993 BALTIMORE ORIOLES BATTING RECORD</div> <table><tr><th>G</th><th>AB</th><th>R</th><th>H</th><th>2B</th><th>3B</th><th>HR</th><th>RBI</th><th>SB</th><th>SLG</th><th>BB</th><th>SO</th><th>AVG</th></tr><tr><td>131</td><td>527</td><td>72</td><td>132</td><td>31</td><td>3</td><td>14</td><td>75</td><td>3</td><td>.400</td><td>43</td><td>99</td><td>.250</td></tr></table> <div>CARDBOARD BASEBALL RATINGS</div> <table><tr><th>AVG</th><th>H</th><th>2B</th><th>3B</th><th>HR</th><th>RBI</th><th>SB</th></tr><tr><td>.250</td><td>132</td><td>31</td><td>3</td><td>14</td><td>7</td><td>1</td></tr></table> <div>DEFENSE RATING</div> <div>OF: </div> | | | | | | | | | | | | | G | AB | R | H | 2B | 3B | HR | RBI | SB | SLG | BB | SO | AVG | 131 | 527 | 72 | 132 | 31 | 3 | 14 | 75 | 3 | .400 | 43 | 99 | .250 | AVG | H | 2B | 3B | HR | RBI | SB | .250 | 132 | 31 | 3 | 14 | 7 | 1 |
| G | AB | R | H | 2B | 3B | HR | RBI | SB | SLG | BB | SO | AVG | | | | | | | | | | | | | | | | | | | | | | | | | | | | | | | | | | | | | | | | | | | | | | | | | | | | | | | | | | | | | | | | | | | | | | | | | | | | | | | | | | | | | | | | | | | | | |
| 121 | 461 | 44 | 126 | 29 | 1 | 13 | 67 | 2 | .425 | 17 | 49 | .273 | | | | | | | | | | | | | | | | | | | | | | | | | | | | | | | | | | | | | | | | | | | | | | | | | | | | | | | | | | | | | | | | | | | | | | | | | | | | | | | | | | | | | | | | | | | | | |
| AVG | H | 2B | 3B | HR | RBI | SB | | | | | | | | | | | | | | | | | | | | | | | | | | | | | | | | | | | | | | | | | | | | | | | | | | | | | | | | | | | | | | | | | | | | | | | | | | | | | | | | | | | | | | | | | | | | | | | | | | | |
| .273 | 126 | 29 | 1 | 13 | 6 | 1 | | | | | | | | | | | | | | | | | | | | | | | | | | | | | | | | | | | | | | | | | | | | | | | | | | | | | | | | | | | | | | | | | | | | | | | | | | | | | | | | | | | | | | | | | | | | | | | | | | | |
| G | AB | R | H | 2B | 3B | HR | RBI | SB | SLG | BB | SO | AVG | | | | | | | | | | | | | | | | | | | | | | | | | | | | | | | | | | | | | | | | | | | | | | | | | | | | | | | | | | | | | | | | | | | | | | | | | | | | | | | | | | | | | | | | | | | | | |
| 131 | 527 | 72 | 132 | 31 | 3 | 14 | 75 | 3 | .400 | 43 | 99 | .250 | | | | | | | | | | | | | | | | | | | | | | | | | | | | | | | | | | | | | | | | | | | | | | | | | | | | | | | | | | | | | | | | | | | | | | | | | | | | | | | | | | | | | | | | | | | | | |
| AVG | H | 2B | 3B | HR | RBI | SB | | | | | | | | | | | | | | | | | | | | | | | | | | | | | | | | | | | | | | | | | | | | | | | | | | | | | | | | | | | | | | | | | | | | | | | | | | | | | | | | | | | | | | | | | | | | | | | | | | | |
| .250 | 132 | 31 | 3 | 14 | 7 | 1 | | | | | | | | | | | | | | | | | | | | | | | | | | | | | | | | | | | | | | | | | | | | | | | | | | | | | | | | | | | | | | | | | | | | | | | | | | | | | | | | | | | | | | | | | | | | | | | | | | | |
| <div>115ROB DEEROF</div> <div>HT: 6'3" WT: 210 BATS: RIGHT THROWS: RIGHT BORN: 9-29-1960, Orange, CA</div> <div>1993 BOSTON RED SOX BATTING RECORD</div> <table><tr><th>G</th><th>AB</th><th>R</th><th>H</th><th>2B</th><th>3B</th><th>HR</th><th>RBI</th><th>SB</th><th>SLG</th><th>BB</th><th>SO</th><th>AVG</th></tr><tr><td>128</td><td>466</td><td>66</td><td>98</td><td>17</td><td>1</td><td>21</td><td>55</td><td>5</td><td>.386</td><td>58</td><td>169</td><td>.210</td></tr></table> <div>CARDBOARD BASEBALL RATINGS</div> <table><tr><th>AVG</th><th>H</th><th>2B</th><th>3B</th><th>HR</th><th>RBI</th><th>SB</th></tr><tr><td>.210</td><td>98</td><td>17</td><td>1</td><td>21</td><td>5</td><td>1</td></tr></table> <div>DEFENSE RATING</div> <div>OF: </div> | | | | | | | | | | | | | G | AB | R | H | 2B | 3B | HR | RBI | SB | SLG | BB | SO | AVG | 128 | 466 | 66 | 98 | 17 | 1 | 21 | 55 | 5 | .386 | 58 | 169 | .210 | AVG | H | 2B | 3B | HR | RBI | SB | .210 | 98 | 17 | 1 | 21 | 5 | 1 | <div>119ALEX DIAZOF</div> <div>HT: 5'11" WT: 175 BATS: BOTH THROWS: RIGHT BORN: 10-5-1968, Brooklyn, NY</div> <div>1993 MILWAUKEE BREWERS BATTING RECORD</div> <table><tr><th>G</th><th>AB</th><th>R</th><th>H</th><th>2B</th><th>3B</th><th>HR</th><th>RBI</th><th>SB</th><th>SLG</th><th>BB</th><th>SO</th><th>AVG</th></tr><tr><td>32</td><td>69</td><td>9</td><td>22</td><td>2</td><td>0</td><td>0</td><td>1</td><td>5</td><td>.348</td><td>0</td><td>12</td><td>.319</td></tr></table> <div>CARDBOARD BASEBALL RATINGS</div> <table><tr><th>AVG</th><th>H</th><th>2B</th><th>3B</th><th>HR</th><th>RBI</th><th>SB</th></tr><tr><td>.319</td><td>22</td><td>2</td><td>0</td><td>0</td><td>0</td><td>1</td></tr></table> <div>DEFENSE RATING</div> <div>OF: </div> | | | | | | | | | | | | | G | AB | R | H | 2B | 3B | HR | RBI | SB | SLG | BB | SO | AVG | 32 | 69 | 9 | 22 | 2 | 0 | 0 | 1 | 5 | .348 | 0 | 12 | .319 | AVG | H | 2B | 3B | HR | RBI | SB | .319 | 22 | 2 | 0 | 0 | 0 | 1 |
| G | AB | R | H | 2B | 3B | HR | RBI | SB | SLG | BB | SO | AVG | | | | | | | | | | | | | | | | | | | | | | | | | | | | | | | | | | | | | | | | | | | | | | | | | | | | | | | | | | | | | | | | | | | | | | | | | | | | | | | | | | | | | | | | | | | | | |
| 128 | 466 | 66 | 98 | 17 | 1 | 21 | 55 | 5 | .386 | 58 | 169 | .210 | | | | | | | | | | | | | | | | | | | | | | | | | | | | | | | | | | | | | | | | | | | | | | | | | | | | | | | | | | | | | | | | | | | | | | | | | | | | | | | | | | | | | | | | | | | | | |
| AVG | H | 2B | 3B | HR | RBI | SB | | | | | | | | | | | | | | | | | | | | | | | | | | | | | | | | | | | | | | | | | | | | | | | | | | | | | | | | | | | | | | | | | | | | | | | | | | | | | | | | | | | | | | | | | | | | | | | | | | | |
| .210 | 98 | 17 | 1 | 21 | 5 | 1 | | | | | | | | | | | | | | | | | | | | | | | | | | | | | | | | | | | | | | | | | | | | | | | | | | | | | | | | | | | | | | | | | | | | | | | | | | | | | | | | | | | | | | | | | | | | | | | | | | | |
| G | AB | R | H | 2B | 3B | HR | RBI | SB | SLG | BB | SO | AVG | | | | | | | | | | | | | | | | | | | | | | | | | | | | | | | | | | | | | | | | | | | | | | | | | | | | | | | | | | | | | | | | | | | | | | | | | | | | | | | | | | | | | | | | | | | | | |
| 32 | 69 | 9 | 22 | 2 | 0 | 0 | 1 | 5 | .348 | 0 | 12 | .319 | | | | | | | | | | | | | | | | | | | | | | | | | | | | | | | | | | | | | | | | | | | | | | | | | | | | | | | | | | | | | | | | | | | | | | | | | | | | | | | | | | | | | | | | | | | | | |
| AVG | H | 2B | 3B | HR | RBI | SB | | | | | | | | | | | | | | | | | | | | | | | | | | | | | | | | | | | | | | | | | | | | | | | | | | | | | | | | | | | | | | | | | | | | | | | | | | | | | | | | | | | | | | | | | | | | | | | | | | | |
| .319 | 22 | 2 | 0 | 0 | 0 | 1 | | | | | | | | | | | | | | | | | | | | | | | | | | | | | | | | | | | | | | | | | | | | | | | | | | | | | | | | | | | | | | | | | | | | | | | | | | | | | | | | | | | | | | | | | | | | | | | | | | | |
| <div>116DELINO DESHIELDS2B</div> <div>HT: 6'1" WT: 170 BATS: LEFT THROWS: RIGHT BORN: 1-15-1969, Seaford, DE</div> <div>1993 MONTREAL EXPOS BATTING RECORD</div> <table><tr><th>G</th><th>AB</th><th>R</th><th>H</th><th>2B</th><th>3B</th><th>HR</th><th>RBI</th><th>SB</th><th>SLG</th><th>BB</th><th>SO</th><th>AVG</th></tr><tr><td>123</td><td>481</td><td>75</td><td>142</td><td>17</td><td>7</td><td>2</td><td>29</td><td>43</td><td>.372</td><td>72</td><td>64</td><td>.295</td></tr></table> <div>CARDBOARD BASEBALL RATINGS</div> <table><tr><th>AVG</th><th>H</th><th>2B</th><th>3B</th><th>HR</th><th>RBI</th><th>SB</th></tr><tr><td>.295</td><td>142</td><td>17</td><td>7</td><td>2</td><td>2</td><td>4</td></tr></table> <div>DEFENSE RATING</div> <div>2B: </div> | | | | | | | | | | | | | G | AB | R | H | 2B | 3B | HR | RBI | SB | SLG | BB | SO | AVG | 123 | 481 | 75 | 142 | 17 | 7 | 2 | 29 | 43 | .372 | 72 | 64 | .295 | AVG | H | 2B | 3B | HR | RBI | SB | .295 | 142 | 17 | 7 | 2 | 2 | 4 | <div>120MARIO DIAZSS-3B</div> <div>HT: 5'10" WT: 145 BATS: RIGHT THROWS: RIGHT BORN: 1-10-1962, Humacao, P.R.</div> <div>1993 TEXAS RANGERS BATTING RECORD</div> <table><tr><th>G</th><th>AB</th><th>R</th><th>H</th><th>2B</th><th>3B</th><th>HR</th><th>RBI</th><th>SB</th><th>SLG</th><th>BB</th><th>SO</th><th>AVG</th></tr><tr><td>71</td><td>205</td><td>24</td><td>56</td><td>10</td><td>1</td><td>2</td><td>24</td><td>1</td><td>.361</td><td>8</td><td>13</td><td>.273</td></tr></table> <div>CARDBOARD BASEBALL RATINGS</div> <table><tr><th>AVG</th><th>H</th><th>2B</th><th>3B</th><th>HR</th><th>RBI</th><th>SB</th></tr><tr><td>.273</td><td>56</td><td>10</td><td>1</td><td>2</td><td>2</td><td>1</td></tr></table> <div>DEFENSE RATING</div> <div>SS: 3B: </div> | | | | | | | | | | | | | G | AB | R | H | 2B | 3B | HR | RBI | SB | SLG | BB | SO | AVG | 71 | 205 | 24 | 56 | 10 | 1 | 2 | 24 | 1 | .361 | 8 | 13 | .273 | AVG | H | 2B | 3B | HR | RBI | SB | .273 | 56 | 10 | 1 | 2 | 2 | 1 |
| G | AB | R | H | 2B | 3B | HR | RBI | SB | SLG | BB | SO | AVG | | | | | | | | | | | | | | | | | | | | | | | | | | | | | | | | | | | | | | | | | | | | | | | | | | | | | | | | | | | | | | | | | | | | | | | | | | | | | | | | | | | | | | | | | | | | | |
| 123 | 481 | 75 | 142 | 17 | 7 | 2 | 29 | 43 | .372 | 72 | 64 | .295 | | | | | | | | | | | | | | | | | | | | | | | | | | | | | | | | | | | | | | | | | | | | | | | | | | | | | | | | | | | | | | | | | | | | | | | | | | | | | | | | | | | | | | | | | | | | | |
| AVG | H | 2B | 3B | HR | RBI | SB | | | | | | | | | | | | | | | | | | | | | | | | | | | | | | | | | | | | | | | | | | | | | | | | | | | | | | | | | | | | | | | | | | | | | | | | | | | | | | | | | | | | | | | | | | | | | | | | | | | |
| .295 | 142 | 17 | 7 | 2 | 2 | 4 | | | | | | | | | | | | | | | | | | | | | | | | | | | | | | | | | | | | | | | | | | | | | | | | | | | | | | | | | | | | | | | | | | | | | | | | | | | | | | | | | | | | | | | | | | | | | | | | | | | |
| G | AB | R | H | 2B | 3B | HR | RBI | SB | SLG | BB | SO | AVG | | | | | | | | | | | | | | | | | | | | | | | | | | | | | | | | | | | | | | | | | | | | | | | | | | | | | | | | | | | | | | | | | | | | | | | | | | | | | | | | | | | | | | | | | | | | | |
| 71 | 205 | 24 | 56 | 10 | 1 | 2 | 24 | 1 | .361 | 8 | 13 | .273 | | | | | | | | | | | | | | | | | | | | | | | | | | | | | | | | | | | | | | | | | | | | | | | | | | | | | | | | | | | | | | | | | | | | | | | | | | | | | | | | | | | | | | | | | | | | | |
| AVG | H | 2B | 3B | HR | RBI | SB | | | | | | | | | | | | | | | | | | | | | | | | | | | | | | | | | | | | | | | | | | | | | | | | | | | | | | | | | | | | | | | | | | | | | | | | | | | | | | | | | | | | | | | | | | | | | | | | | | | |
| .273 | 56 | 10 | 1 | 2 | 2 | 1 | | | | | | | | | | | | | | | | | | | | | | | | | | | | | | | | | | | | | | | | | | | | | | | | | | | | | | | | | | | | | | | | | | | | | | | | | | | | | | | | | | | | | | | | | | | | | | | | | | | |

| | | | | | | | | | | | | | |
|--|----------------|----|----|----|----|----|-----|----|------|-----|----|------|----|
| 121 | GARY DISARCINA | | | | | | | | | | | | SS |
| HT: 6'1" WT: 170 BATS: RIGHT THROWS: RIGHT BORN: 11-19-1967, Malden, MA | | | | | | | | | | | | | |
| 1993 CALIFORNIA ANGELS BATTING RECORD | | | | | | | | | | | | | |
| G | AB | R | H | 2B | 3B | HR | RBI | SB | SLG | BB | SO | AVG | |
| 126 | 416 | 44 | 99 | 20 | 1 | 3 | 45 | 5 | .313 | 15 | 38 | .238 | |
| CARDBOARD BASEBALL RATINGS | | | | | | | | | | | | | |
| AVG | H | | | 2B | | 3B | | HR | | RBI | | SB | |
| .238 | 99 | | | 20 | | 1 | | 3 | | 4 | | 1 | |
| DEFENSE RATING | | | | | | | | | | | | | |
| SS: ♠♣ | | | | | | | | | | | | | |

| | | | | | | | | | | | | | |
|--|-----------|----|----|----|----|----|-----|----|------|-----|----|------|----|
| 125 | ROB DUCEY | | | | | | | | | | | | OF |
| HT: 6'2" WT: 175 BATS: LEFT THROWS: RIGHT BORN: 5-24-1965, Toronto, ON, CAN | | | | | | | | | | | | | |
| 1993 TEXAS RANGERS BATTING RECORD | | | | | | | | | | | | | |
| G | AB | R | H | 2B | 3B | HR | RBI | SB | SLG | BB | SO | AVG | |
| 27 | 85 | 15 | 24 | 6 | 3 | 2 | 9 | 2 | .494 | 10 | 17 | .282 | |
| CARDBOARD BASEBALL RATINGS | | | | | | | | | | | | | |
| AVG | H | | | 2B | | 3B | | HR | | RBI | | SB | |
| .282 | 24 | | | 6 | | 3 | | 2 | | 0 | | 1 | |
| DEFENSE RATING | | | | | | | | | | | | | |
| OF: ♠♣ | | | | | | | | | | | | | |

| | | | | | | | | | | | | | |
|---|----------------|----|----|----|----|----|-----|----|------|-----|----|------|-------|
| 122 | CHRIS DONNELLS | | | | | | | | | | | | 3B-1B |
| HT: 6'0" WT: 185 BATS: LEFT THROWS: RIGHT BORN: 4-21-1966, Los Angeles, CA | | | | | | | | | | | | | |
| 1993 HOUSTON ASTROS BATTING RECORD | | | | | | | | | | | | | |
| G | AB | R | H | 2B | 3B | HR | RBI | SB | SLG | BB | SO | AVG | |
| 88 | 179 | 18 | 46 | 14 | 2 | 2 | 24 | 2 | .391 | 19 | 33 | .257 | |
| CARDBOARD BASEBALL RATINGS | | | | | | | | | | | | | |
| AVG | H | | | 2B | | 3B | | HR | | RBI | | SB | |
| .257 | 46 | | | 14 | | 2 | | 2 | | 2 | | 1 | |
| DEFENSE RATING | | | | | | | | | | | | | |
| 3B: ♠♣ 1B: ♠ | | | | | | | | | | | | | |




| | | | | | | | | | | | | | |
|---|----------------|----|-----|----|----|----|-----|----|------|-----|----|------|-------|
| 126 | MARIANO DUNCAN | | | | | | | | | | | | 2B-SS |
| HT: 6'0" WT: 160 BATS: RIGHT THROWS: RIGHT BORN: 3-13-1963, San Pedro de Macoris, D.R. | | | | | | | | | | | | | |
| 1993 PHILADELPHIA PHILLIES BATTING RECORD | | | | | | | | | | | | | |
| G | AB | R | H | 2B | 3B | HR | RBI | SB | SLG | BB | SO | AVG | |
| 124 | 496 | 68 | 140 | 26 | 4 | 11 | 73 | 6 | .417 | 12 | 88 | .282 | |
| CARDBOARD BASEBALL RATINGS | | | | | | | | | | | | | |
| AVG | H | | | 2B | | 3B | | HR | | RBI | | SB | |
| .282 | 140 | | | 26 | | 4 | | 11 | | 7 | | 1 | |
| DEFENSE RATING | | | | | | | | | | | | | |
| 2B: ♠♣ SS: ♠♣ | | | | | | | | | | | | | |




| | | | | | | | | | | | | | |
|---|------------|---|----|----|----|----|-----|----|------|-----|----|------|----|
| 123 | BILL DORAN | | | | | | | | | | | | 2B |
| HT: 5'11" WT: 175 BATS: BOTH THROWS: RIGHT BORN: 5-28-1958, Cincinnati, OH | | | | | | | | | | | | | |
| 1993 MILWAUKEE BREWERS BATTING RECORD | | | | | | | | | | | | | |
| G | AB | R | H | 2B | 3B | HR | RBI | SB | SLG | BB | SO | AVG | |
| 28 | 60 | 7 | 13 | 4 | 0 | 0 | 6 | 1 | .283 | 6 | 3 | .217 | |
| CARDBOARD BASEBALL RATINGS | | | | | | | | | | | | | |
| AVG | H | | | 2B | | 3B | | HR | | RBI | | SB | |
| .217 | 13 | | | 4 | | 0 | | 0 | | 0 | | 1 | |
| DEFENSE RATING | | | | | | | | | | | | | |
| 2B: ♠♣ | | | | | | | | | | | | | |



| | | | | | | | | | | | | | |
|---|---------------|-----|-----|----|----|----|-----|----|------|-----|----|------|----|
| 127 | LENNY DYKSTRA | | | | | | | | | | | | OF |
| HT: 5'10" WT: 160 BATS: LEFT THROWS: LEFT BORN: 2-10-1963, Santa Ana, CA | | | | | | | | | | | | | |
| 1993 PHILADELPHIA PHILLIES BATTING RECORD | | | | | | | | | | | | | |
| G | AB | R | H | 2B | 3B | HR | RBI | SB | SLG | BB | SO | AVG | |
| 161 | 637 | 143 | 194 | 44 | 6 | 19 | 66 | 37 | .482 | 129 | 64 | .305 | |
| CARDBOARD BASEBALL RATINGS | | | | | | | | | | | | | |
| AVG | H | | | 2B | | 3B | | HR | | RBI | | SB | |
| .305 | 194 | | | 44 | | 6 | | 19 | | 6 | | 4 | |
| DEFENSE RATING | | | | | | | | | | | | | |
| OF: ♠♣♥ | | | | | | | | | | | | | |


| | | | | | | | | | | | | | |
|---|---------------|---|----|----|----|----|-----|----|------|-----|----|------|---|
| 124 | BRIAN DORSETT | | | | | | | | | | | | C |
| HT: 6'3" WT: 215 BATS: RIGHT THROWS: RIGHT BORN: 4-9-1961, Terre Haute, IN | | | | | | | | | | | | | |
| 1993 CINCINNATI REDS BATTING RECORD | | | | | | | | | | | | | |
| G | AB | R | H | 2B | 3B | HR | RBI | SB | SLG | BB | SO | AVG | |
| 25 | 63 | 7 | 16 | 4 | 0 | 2 | 12 | 0 | .413 | 3 | 14 | .254 | |
| CARDBOARD BASEBALL RATINGS | | | | | | | | | | | | | |
| AVG | H | | | 2B | | 3B | | HR | | RBI | | SB | |
| .254 | 16 | | | 4 | | 0 | | 2 | | 1 | | 1 | |
| DEFENSE RATING | | | | | | | | | | | | | |




| | | | | | | | | | | | | | |
|---|---------------|----|----|----|----|----|-----|----|------|-----|----|------|-------|
| 128 | DAMION EASLEY | | | | | | | | | | | | 2B-3B |
| HT: 5'11" WT: 155 BATS: RIGHT THROWS: RIGHT BORN: 11-11-1969, New York, NY | | | | | | | | | | | | | |
| 1993 CALIFORNIA ANGELS BATTING RECORD | | | | | | | | | | | | | |
| G | AB | R | H | 2B | 3B | HR | RBI | SB | SLG | BB | SO | AVG | |
| 73 | 230 | 33 | 72 | 13 | 2 | 2 | 22 | 6 | .413 | 28 | 35 | .313 | |
| CARDBOARD BASEBALL RATINGS | | | | | | | | | | | | | |
| AVG | H | | | 2B | | 3B | | HR | | RBI | | SB | |
| .313 | 72 | | | 13 | | 2 | | 2 | | 2 | | 1 | |
| DEFENSE RATING | | | | | | | | | | | | | |
| 2B: ♠♣ 3B: ♠♣♥ | | | | | | | | | | | | | |


| | | | | | | | | | | | | | |
|---|-------------|---|----|----|----|----|-----|----|------|----|----|------|----|
| 129 | JIM EDMONDS | | | | | | | | | | | | OF |
| HT: 6'1" WT: 210 BATS: LEFT THROWS: LEFT BORN: 6-27-1970, Fullerton, CA | | | | | | | | | | | | | |
| 1993 CALIFORNIA ANGELS BATTING RECORD | | | | | | | | | | | | | |
| G | AB | R | H | 2B | 3B | HR | RBI | SB | SLG | BB | SO | AVG | |
| 18 | 61 | 5 | 15 | 4 | 1 | 0 | 4 | 0 | .344 | 2 | 16 | .246 | |
| CARDBOARD BASEBALL RATINGS | | | | | | | | | | | | | |
| AVG | H | | 2B | | 3B | | HR | | RBI | | SB | | |
| .246 | 15 | | 4 | | 1 | | 0 | | 0 | | 1 | | |
| DEFENSE RATING | | | | | | | | | | | | | |
| OF:    | | | | | | | | | | | | | |



| | | | | | | | | | | | | | |
|--|-------------|---|----|----|----|----|-----|----|------|----|----|------|----|
| 133 | PAUL FARIES | | | | | | | | | | | | 2B |
| HT: 5'10" WT: 165 BATS: RIGHT THROWS: RIGHT BORN: 2-20-1965, Berkeley, CA | | | | | | | | | | | | | |
| 1993 SAN FRANCISCO GIANTS BATTING RECORD | | | | | | | | | | | | | |
| G | AB | R | H | 2B | 3B | HR | RBI | SB | SLG | BB | SO | AVG | |
| 15 | 36 | 6 | 8 | 2 | 1 | 0 | 4 | 2 | .333 | 1 | 4 | .222 | |
| CARDBOARD BASEBALL RATINGS | | | | | | | | | | | | | |
| AVG | H | | 2B | | 3B | | HR | | RBI | | SB | | |
| .222 | 8 | | 2 | | 1 | | 0 | | 0 | | 1 | | |
| DEFENSE RATING | | | | | | | | | | | | | |
| 2B:    | | | | | | | | | | | | | |



| | | | | | | | | | | | | | |
|---|----------------|----|-----|----|----|----|-----|----|------|----|----|------|----|
| 130 | JIM EISENREICH | | | | | | | | | | | | OF |
| HT: 5'11" WT: 180 BATS: LEFT THROWS: LEFT BORN: 4-18-1959, St. Cloud, MN | | | | | | | | | | | | | |
| 1993 PHILADELPHIA PHILLIES BATTING RECORD | | | | | | | | | | | | | |
| G | AB | R | H | 2B | 3B | HR | RBI | SB | SLG | BB | SO | AVG | |
| 153 | 362 | 51 | 115 | 17 | 4 | 7 | 54 | 5 | .445 | 26 | 36 | .318 | |
| CARDBOARD BASEBALL RATINGS | | | | | | | | | | | | | |
| AVG | H | | 2B | | 3B | | HR | | RBI | | SB | | |
| .318 | 115 | | 17 | | 4 | | 7 | | 5 | | 1 | | |
| DEFENSE RATING | | | | | | | | | | | | | |
| OF:   | | | | | | | | | | | | | |





















| | | | | | | | | | | | | | |
|---|-------------|----|----|----|----|----|-----|----|------|----|----|------|----|
| 134 | MIKE FELDER | | | | | | | | | | | | OF |
| HT: 5'8" WT: 160 BATS: BOTH THROWS: RIGHT BORN: 11-18-1961, Vallejo, CA | | | | | | | | | | | | | |
| 1993 SEATTLE MARINERS BATTING RECORD | | | | | | | | | | | | | |
| G | AB | R | H | 2B | 3B | HR | RBI | SB | SLG | BB | SO | AVG | |
| 109 | 342 | 31 | 72 | 7 | 5 | 1 | 20 | 15 | .269 | 22 | 34 | .211 | |
| CARDBOARD BASEBALL RATINGS | | | | | | | | | | | | | |
| AVG | H | | 2B | | 3B | | HR | | RBI | | SB | | |
| .211 | 72 | | 7 | | 5 | | 1 | | 2 | | 2 | | |
| DEFENSE RATING | | | | | | | | | | | | | |
| OF:  | | | | | | | | | | | | | |

| | | | | | | | | | | | | | |
|---|-----------------|----|----|----|----|----|-----|----|------|----|----|------|-------|
| 131 | ALVARO ESPINOZA | | | | | | | | | | | | 3B-SS |
| HT: 6'0" WT: 170 BATS: RIGHT THROWS: RIGHT BORN: 2-19-1962, Valencia, Venezuela | | | | | | | | | | | | | |
| 1993 CLEVELAND INDIANS BATTING RECORD | | | | | | | | | | | | | |
| G | AB | R | H | 2B | 3B | HR | RBI | SB | SLG | BB | SO | AVG | |
| 129 | 263 | 34 | 73 | 15 | 0 | 4 | 27 | 2 | .380 | 8 | 36 | .278 | |
| CARDBOARD BASEBALL RATINGS | | | | | | | | | | | | | |
| AVG | H | | 2B | | 3B | | HR | | RBI | | SB | | |
| .278 | 73 | | 15 | | 0 | | 4 | | 2 | | 1 | | |
| DEFENSE RATING | | | | | | | | | | | | | |
| 3B:   SS:  | | | | | | | | | | | | | |



| | | | | | | | | | | | | | |
|---|--------------|----|----|----|----|----|-----|----|------|----|----|------|----|
| 135 | JUNIOR FELIX | | | | | | | | | | | | OF |
| HT: 6'0" WT: 170 BATS: BOTH THROWS: RIGHT BORN: 10-3-1967, Laguna Salada, D.R. | | | | | | | | | | | | | |
| 1993 FLORIDA MARLINS BATTING RECORD | | | | | | | | | | | | | |
| G | AB | R | H | 2B | 3B | HR | RBI | SB | SLG | BB | SO | AVG | |
| 57 | 214 | 25 | 51 | 11 | 1 | 7 | 22 | 2 | .397 | 10 | 50 | .238 | |
| CARDBOARD BASEBALL RATINGS | | | | | | | | | | | | | |
| AVG | H | | 2B | | 3B | | HR | | RBI | | SB | | |
| .238 | 51 | | 11 | | 1 | | 7 | | 2 | | 1 | | |
| DEFENSE RATING | | | | | | | | | | | | | |
| OF:  | | | | | | | | | | | | | |





| | | | | | | | | | | | | | |
|---|------------|---|----|----|----|----|-----|----|------|----|----|------|----|
| 132 | CECIL ESPY | | | | | | | | | | | | OF |
| HT: 6'3" WT: 195 BATS: BOTH THROWS: RIGHT BORN: 1-20-1963, San Diego, CA | | | | | | | | | | | | | |
| 1993 CINCINNATI REDS BATTING RECORD | | | | | | | | | | | | | |
| G | AB | R | H | 2B | 3B | HR | RBI | SB | SLG | BB | SO | AVG | |
| 40 | 60 | 6 | 14 | 2 | 0 | 0 | 5 | 2 | .267 | 14 | 13 | .233 | |
| CARDBOARD BASEBALL RATINGS | | | | | | | | | | | | | |
| AVG | H | | 2B | | 3B | | HR | | RBI | | SB | | |
| .233 | 14 | | 2 | | 0 | | 0 | | 0 | | 1 | | |
| DEFENSE RATING | | | | | | | | | | | | | |
| OF:   | | | | | | | | | | | | | |


| | | | | | | | | | | | | | |
|---|--------------|----|-----|----|----|----|-----|----|------|----|----|------|----|
| 136 | FELIX FERMIN | | | | | | | | | | | | SS |
| HT: 5'11" WT: 160 BATS: RIGHT THROWS: RIGHT BORN: 10-9-1963, Mao, D.R. | | | | | | | | | | | | | |
| 1993 CLEVELAND INDIANS BATTING RECORD | | | | | | | | | | | | | |
| G | AB | R | H | 2B | 3B | HR | RBI | SB | SLG | BB | SO | AVG | |
| 140 | 480 | 48 | 126 | 16 | 2 | 2 | 45 | 4 | .317 | 24 | 14 | .263 | |
| CARDBOARD BASEBALL RATINGS | | | | | | | | | | | | | |
| AVG | H | | 2B | | 3B | | HR | | RBI | | SB | | |
| .263 | 126 | | 16 | | 2 | | 2 | | 4 | | 1 | | |
| DEFENSE RATING | | | | | | | | | | | | | |
| SS:   | | | | | | | | | | | | | |





| | | | | | | | | | | | | | | | | | | | | | | | | | | | | | | | | | | | | | | | | | | | | | | | | | | | | | | | | | | | | | | | | | | | | | | | | | | | | | | | | | | | | | | | | | | | | | | | | | | | | | | | | | |
|--|-----|----|-----|----|-----|----|-----|----|------|----|-----|------|---|----|---|---|----|----|----|-----|----|-----|----|----|-----|-----|-----|----|-----|----|----|----|-----|----|------|----|-----|------|-----|---|----|----|----|-----|----|------|-----|----|----|----|----|---|--|--|--|--|--|--|--|--|--|--|--|--|--|---|----|---|---|----|----|----|-----|----|-----|----|----|-----|-----|-----|----|-----|----|---|---|----|----|------|----|----|------|-----|---|----|----|----|-----|----|------|-----|----|---|---|---|---|
| <div>137</div> <div>TONY FERNANDEZ</div> <div>SS</div> <div>HT: 6'2" WT: 165 BATS: BOTH THROWS: RIGHT BORN: 6-30-1962, San Pedro de Macoris, D.R.</div> <div>1993 TORONTO BLUE JAYS BATTING RECORD</div> <table><tr><td>G</td><td>AB</td><td>R</td><td>H</td><td>2B</td><td>3B</td><td>HR</td><td>RBI</td><td>SB</td><td>SLG</td><td>BB</td><td>SO</td><td>AVG</td></tr><tr><td>142</td><td>526</td><td>65</td><td>147</td><td>23</td><td>11</td><td>5</td><td>64</td><td>21</td><td>.394</td><td>56</td><td>45</td><td>.279</td></tr></table> <div>CARDBOARD BASEBALL RATINGS</div> <table><tr><td>AVG</td><td>H</td><td>2B</td><td>3B</td><td>HR</td><td>RBI</td><td>SB</td></tr><tr><td>.279</td><td>147</td><td>23</td><td>11</td><td>5</td><td>6</td><td>2</td></tr></table> <div>DEFENSE RATING</div> <div>SS: </div> | | | | | | | | | | | | | G | AB | R | H | 2B | 3B | HR | RBI | SB | SLG | BB | SO | AVG | 142 | 526 | 65 | 147 | 23 | 11 | 5 | 64 | 21 | .394 | 56 | 45 | .279 | AVG | H | 2B | 3B | HR | RBI | SB | .279 | 147 | 23 | 11 | 5 | 6 | 2 | <div>141</div> <div>DARRIN FLETCHER</div> <div>C</div> <div>HT: 6'2" WT: 195 BATS: LEFT THROWS: RIGHT BORN: 10-3-1966, Elmhurst, IL</div> <div>1993 MONTREAL EXPOS BATTING RECORD</div> <table><tr><td>G</td><td>AB</td><td>R</td><td>H</td><td>2B</td><td>3B</td><td>HR</td><td>RBI</td><td>SB</td><td>SLG</td><td>BB</td><td>SO</td><td>AVG</td></tr><tr><td>133</td><td>396</td><td>33</td><td>101</td><td>20</td><td>1</td><td>9</td><td>60</td><td>0</td><td>.379</td><td>34</td><td>40</td><td>.255</td></tr></table> <div>CARDBOARD BASEBALL RATINGS</div> <table><tr><td>AVG</td><td>H</td><td>2B</td><td>3B</td><td>HR</td><td>RBI</td><td>SB</td></tr><tr><td>.255</td><td>101</td><td>20</td><td>1</td><td>9</td><td>6</td><td>1</td></tr></table> <div>DEFENSE RATING</div> | | | | | | | | | | | | | G | AB | R | H | 2B | 3B | HR | RBI | SB | SLG | BB | SO | AVG | 133 | 396 | 33 | 101 | 20 | 1 | 9 | 60 | 0 | .379 | 34 | 40 | .255 | AVG | H | 2B | 3B | HR | RBI | SB | .255 | 101 | 20 | 1 | 9 | 6 | 1 |
| G | AB | R | H | 2B | 3B | HR | RBI | SB | SLG | BB | SO | AVG | | | | | | | | | | | | | | | | | | | | | | | | | | | | | | | | | | | | | | | | | | | | | | | | | | | | | | | | | | | | | | | | | | | | | | | | | | | | | | | | | | | | | | | | | | | | | |
| 142 | 526 | 65 | 147 | 23 | 11 | 5 | 64 | 21 | .394 | 56 | 45 | .279 | | | | | | | | | | | | | | | | | | | | | | | | | | | | | | | | | | | | | | | | | | | | | | | | | | | | | | | | | | | | | | | | | | | | | | | | | | | | | | | | | | | | | | | | | | | | | |
| AVG | H | 2B | 3B | HR | RBI | SB | | | | | | | | | | | | | | | | | | | | | | | | | | | | | | | | | | | | | | | | | | | | | | | | | | | | | | | | | | | | | | | | | | | | | | | | | | | | | | | | | | | | | | | | | | | | | | | | | | | |
| .279 | 147 | 23 | 11 | 5 | 6 | 2 | | | | | | | | | | | | | | | | | | | | | | | | | | | | | | | | | | | | | | | | | | | | | | | | | | | | | | | | | | | | | | | | | | | | | | | | | | | | | | | | | | | | | | | | | | | | | | | | | | | |
| G | AB | R | H | 2B | 3B | HR | RBI | SB | SLG | BB | SO | AVG | | | | | | | | | | | | | | | | | | | | | | | | | | | | | | | | | | | | | | | | | | | | | | | | | | | | | | | | | | | | | | | | | | | | | | | | | | | | | | | | | | | | | | | | | | | | | |
| 133 | 396 | 33 | 101 | 20 | 1 | 9 | 60 | 0 | .379 | 34 | 40 | .255 | | | | | | | | | | | | | | | | | | | | | | | | | | | | | | | | | | | | | | | | | | | | | | | | | | | | | | | | | | | | | | | | | | | | | | | | | | | | | | | | | | | | | | | | | | | | | |
| AVG | H | 2B | 3B | HR | RBI | SB | | | | | | | | | | | | | | | | | | | | | | | | | | | | | | | | | | | | | | | | | | | | | | | | | | | | | | | | | | | | | | | | | | | | | | | | | | | | | | | | | | | | | | | | | | | | | | | | | | | |
| .255 | 101 | 20 | 1 | 9 | 6 | 1 | | | | | | | | | | | | | | | | | | | | | | | | | | | | | | | | | | | | | | | | | | | | | | | | | | | | | | | | | | | | | | | | | | | | | | | | | | | | | | | | | | | | | | | | | | | | | | | | | | | |
| <div>138</div> <div>CECIL FIELDER</div> <div>1B</div> <div>HT: 6'3" WT: 230 BATS: RIGHT THROWS: RIGHT BORN: 9-21-1963, Los Angeles, CA</div> <div>1993 DETROIT TIGERS BATTING RECORD</div> <table><tr><td>G</td><td>AB</td><td>R</td><td>H</td><td>2B</td><td>3B</td><td>HR</td><td>RBI</td><td>SB</td><td>SLG</td><td>BB</td><td>SO</td><td>AVG</td></tr><tr><td>154</td><td>573</td><td>80</td><td>153</td><td>23</td><td>0</td><td>30</td><td>117</td><td>0</td><td>.464</td><td>90</td><td>125</td><td>.267</td></tr></table> <div>CARDBOARD BASEBALL RATINGS</div> <table><tr><td>AVG</td><td>H</td><td>2B</td><td>3B</td><td>HR</td><td>RBI</td><td>SB</td></tr><tr><td>.267</td><td>153</td><td>23</td><td>0</td><td>30</td><td>11</td><td>1</td></tr></table> <div>DEFENSE RATING</div> <div>1B: </div> | | | | | | | | | | | | | G | AB | R | H | 2B | 3B | HR | RBI | SB | SLG | BB | SO | AVG | 154 | 573 | 80 | 153 | 23 | 0 | 30 | 117 | 0 | .464 | 90 | 125 | .267 | AVG | H | 2B | 3B | HR | RBI | SB | .267 | 153 | 23 | 0 | 30 | 11 | 1 | <div>142</div> <div>SCOTT FLETCHER</div> <div>2B</div> <div>HT: 5'11" WT: 168 BATS: RIGHT THROWS: RIGHT BORN: 7-30-1958, Fort Walton Beach, FL</div> <div>1993 BOSTON RED SOX BATTING RECORD</div> <table><tr><td>G</td><td>AB</td><td>R</td><td>H</td><td>2B</td><td>3B</td><td>HR</td><td>RBI</td><td>SB</td><td>SLG</td><td>BB</td><td>SO</td><td>AVG</td></tr><tr><td>121</td><td>480</td><td>81</td><td>137</td><td>31</td><td>5</td><td>5</td><td>45</td><td>16</td><td>.402</td><td>37</td><td>35</td><td>.285</td></tr></table> <div>CARDBOARD BASEBALL RATINGS</div> <table><tr><td>AVG</td><td>H</td><td>2B</td><td>3B</td><td>HR</td><td>RBI</td><td>SB</td></tr><tr><td>.285</td><td>137</td><td>31</td><td>5</td><td>5</td><td>4</td><td>2</td></tr></table> <div>DEFENSE RATING</div> <div>2B: </div> | | | | | | | | | | | | | G | AB | R | H | 2B | 3B | HR | RBI | SB | SLG | BB | SO | AVG | 121 | 480 | 81 | 137 | 31 | 5 | 5 | 45 | 16 | .402 | 37 | 35 | .285 | AVG | H | 2B | 3B | HR | RBI | SB | .285 | 137 | 31 | 5 | 5 | 4 | 2 |
| G | AB | R | H | 2B | 3B | HR | RBI | SB | SLG | BB | SO | AVG | | | | | | | | | | | | | | | | | | | | | | | | | | | | | | | | | | | | | | | | | | | | | | | | | | | | | | | | | | | | | | | | | | | | | | | | | | | | | | | | | | | | | | | | | | | | | |
| 154 | 573 | 80 | 153 | 23 | 0 | 30 | 117 | 0 | .464 | 90 | 125 | .267 | | | | | | | | | | | | | | | | | | | | | | | | | | | | | | | | | | | | | | | | | | | | | | | | | | | | | | | | | | | | | | | | | | | | | | | | | | | | | | | | | | | | | | | | | | | | | |
| AVG | H | 2B | 3B | HR | RBI | SB | | | | | | | | | | | | | | | | | | | | | | | | | | | | | | | | | | | | | | | | | | | | | | | | | | | | | | | | | | | | | | | | | | | | | | | | | | | | | | | | | | | | | | | | | | | | | | | | | | | |
| .267 | 153 | 23 | 0 | 30 | 11 | 1 | | | | | | | | | | | | | | | | | | | | | | | | | | | | | | | | | | | | | | | | | | | | | | | | | | | | | | | | | | | | | | | | | | | | | | | | | | | | | | | | | | | | | | | | | | | | | | | | | | | |
| G | AB | R | H | 2B | 3B | HR | RBI | SB | SLG | BB | SO | AVG | | | | | | | | | | | | | | | | | | | | | | | | | | | | | | | | | | | | | | | | | | | | | | | | | | | | | | | | | | | | | | | | | | | | | | | | | | | | | | | | | | | | | | | | | | | | | |
| 121 | 480 | 81 | 137 | 31 | 5 | 5 | 45 | 16 | .402 | 37 | 35 | .285 | | | | | | | | | | | | | | | | | | | | | | | | | | | | | | | | | | | | | | | | | | | | | | | | | | | | | | | | | | | | | | | | | | | | | | | | | | | | | | | | | | | | | | | | | | | | | |
| AVG | H | 2B | 3B | HR | RBI | SB | | | | | | | | | | | | | | | | | | | | | | | | | | | | | | | | | | | | | | | | | | | | | | | | | | | | | | | | | | | | | | | | | | | | | | | | | | | | | | | | | | | | | | | | | | | | | | | | | | | |
| .285 | 137 | 31 | 5 | 5 | 4 | 2 | | | | | | | | | | | | | | | | | | | | | | | | | | | | | | | | | | | | | | | | | | | | | | | | | | | | | | | | | | | | | | | | | | | | | | | | | | | | | | | | | | | | | | | | | | | | | | | | | | | |
| <div>139</div> <div>STEVE FINLEY</div> <div>OF</div> <div>HT: 6'2" WT: 175 BATS: LEFT THROWS: LEFT BORN: 3-12-1965, Union City, TN</div> <div>1993 HOUSTON ASTROS BATTING RECORD</div> <table><tr><td>G</td><td>AB</td><td>R</td><td>H</td><td>2B</td><td>3B</td><td>HR</td><td>RBI</td><td>SB</td><td>SLG</td><td>BB</td><td>SO</td><td>AVG</td></tr><tr><td>142</td><td>545</td><td>69</td><td>145</td><td>15</td><td>13</td><td>8</td><td>44</td><td>19</td><td>.385</td><td>28</td><td>65</td><td>.266</td></tr></table> <div>CARDBOARD BASEBALL RATINGS</div> <table><tr><td>AVG</td><td>H</td><td>2B</td><td>3B</td><td>HR</td><td>RBI</td><td>SB</td></tr><tr><td>.266</td><td>145</td><td>15</td><td>13</td><td>8</td><td>4</td><td>2</td></tr></table> <div>DEFENSE RATING</div> <div>OF: </div> | | | | | | | | | | | | | G | AB | R | H | 2B | 3B | HR | RBI | SB | SLG | BB | SO | AVG | 142 | 545 | 69 | 145 | 15 | 13 | 8 | 44 | 19 | .385 | 28 | 65 | .266 | AVG | H | 2B | 3B | HR | RBI | SB | .266 | 145 | 15 | 13 | 8 | 4 | 2 | <div>143</div> <div>TOM FOLEY</div> <div>2B-1B-3B</div> <div>HT: 6'1" WT: 175 BATS: LEFT THROWS: RIGHT BORN: 9-9-1959, Columbus, GA</div> <div>1993 PITTSBURGH PIRATES BATTING RECORD</div> <table><tr><td>G</td><td>AB</td><td>R</td><td>H</td><td>2B</td><td>3B</td><td>HR</td><td>RBI</td><td>SB</td><td>SLG</td><td>BB</td><td>SO</td><td>AVG</td></tr><tr><td>86</td><td>194</td><td>18</td><td>49</td><td>11</td><td>1</td><td>3</td><td>22</td><td>0</td><td>.366</td><td>11</td><td>26</td><td>.253</td></tr></table> <div>CARDBOARD BASEBALL RATINGS</div> <table><tr><td>AVG</td><td>H</td><td>2B</td><td>3B</td><td>HR</td><td>RBI</td><td>SB</td></tr><tr><td>.253</td><td>49</td><td>11</td><td>1</td><td>3</td><td>2</td><td>1</td></tr></table> <div>DEFENSE RATING</div> <div>2B: 1B: 3B: </div> | | | | | | | | | | | | | G | AB | R | H | 2B | 3B | HR | RBI | SB | SLG | BB | SO | AVG | 86 | 194 | 18 | 49 | 11 | 1 | 3 | 22 | 0 | .366 | 11 | 26 | .253 | AVG | H | 2B | 3B | HR | RBI | SB | .253 | 49 | 11 | 1 | 3 | 2 | 1 |
| G | AB | R | H | 2B | 3B | HR | RBI | SB | SLG | BB | SO | AVG | | | | | | | | | | | | | | | | | | | | | | | | | | | | | | | | | | | | | | | | | | | | | | | | | | | | | | | | | | | | | | | | | | | | | | | | | | | | | | | | | | | | | | | | | | | | | |
| 142 | 545 | 69 | 145 | 15 | 13 | 8 | 44 | 19 | .385 | 28 | 65 | .266 | | | | | | | | | | | | | | | | | | | | | | | | | | | | | | | | | | | | | | | | | | | | | | | | | | | | | | | | | | | | | | | | | | | | | | | | | | | | | | | | | | | | | | | | | | | | | |
| AVG | H | 2B | 3B | HR | RBI | SB | | | | | | | | | | | | | | | | | | | | | | | | | | | | | | | | | | | | | | | | | | | | | | | | | | | | | | | | | | | | | | | | | | | | | | | | | | | | | | | | | | | | | | | | | | | | | | | | | | | |
| .266 | 145 | 15 | 13 | 8 | 4 | 2 | | | | | | | | | | | | | | | | | | | | | | | | | | | | | | | | | | | | | | | | | | | | | | | | | | | | | | | | | | | | | | | | | | | | | | | | | | | | | | | | | | | | | | | | | | | | | | | | | | | |
| G | AB | R | H | 2B | 3B | HR | RBI | SB | SLG | BB | SO | AVG | | | | | | | | | | | | | | | | | | | | | | | | | | | | | | | | | | | | | | | | | | | | | | | | | | | | | | | | | | | | | | | | | | | | | | | | | | | | | | | | | | | | | | | | | | | | | |
| 86 | 194 | 18 | 49 | 11 | 1 | 3 | 22 | 0 | .366 | 11 | 26 | .253 | | | | | | | | | | | | | | | | | | | | | | | | | | | | | | | | | | | | | | | | | | | | | | | | | | | | | | | | | | | | | | | | | | | | | | | | | | | | | | | | | | | | | | | | | | | | | |
| AVG | H | 2B | 3B | HR | RBI | SB | | | | | | | | | | | | | | | | | | | | | | | | | | | | | | | | | | | | | | | | | | | | | | | | | | | | | | | | | | | | | | | | | | | | | | | | | | | | | | | | | | | | | | | | | | | | | | | | | | | |
| .253 | 49 | 11 | 1 | 3 | 2 | 1 | | | | | | | | | | | | | | | | | | | | | | | | | | | | | | | | | | | | | | | | | | | | | | | | | | | | | | | | | | | | | | | | | | | | | | | | | | | | | | | | | | | | | | | | | | | | | | | | | | | |
| <div>140</div> <div>CARLTON FISK</div> <div>C</div> <div>HT: 6'3" WT: 200 BATS: RIGHT THROWS: RIGHT BORN: 12-26-1947, Bellows Falls, VT</div> <div>1993 CHICAGO WHITE SOX BATTING RECORD</div> <table><tr><td>G</td><td>AB</td><td>R</td><td>H</td><td>2B</td><td>3B</td><td>HR</td><td>RBI</td><td>SB</td><td>SLG</td><td>BB</td><td>SO</td><td>AVG</td></tr><tr><td>25</td><td>53</td><td>2</td><td>10</td><td>0</td><td>0</td><td>1</td><td>4</td><td>0</td><td>.245</td><td>2</td><td>11</td><td>.189</td></tr></table> <div>CARDBOARD BASEBALL RATINGS</div> <table><tr><td>AVG</td><td>H</td><td>2B</td><td>3B</td><td>HR</td><td>RBI</td><td>SB</td></tr><tr><td>.189</td><td>10</td><td>0</td><td>0</td><td>1</td><td>0</td><td>1</td></tr></table> <div>DEFENSE RATING</div> | | | | | | | | | | | | | G | AB | R | H | 2B | 3B | HR | RBI | SB | SLG | BB | SO | AVG | 25 | 53 | 2 | 10 | 0 | 0 | 1 | 4 | 0 | .245 | 2 | 11 | .189 | AVG | H | 2B | 3B | HR | RBI | SB | .189 | 10 | 0 | 0 | 1 | 0 | 1 | <div>144</div> <div>ERIC FOX</div> <div>OF</div> <div>HT: 5'10" WT: 180 BATS: BOTH THROWS: LEFT BORN: 8-15-1963, Lemoore, CA</div> <div>1993 OAKLAND ATHLETICS BATTING RECORD</div> <table><tr><td>G</td><td>AB</td><td>R</td><td>H</td><td>2B</td><td>3B</td><td>HR</td><td>RBI</td><td>SB</td><td>SLG</td><td>BB</td><td>SO</td><td>AVG</td></tr><tr><td>29</td><td>56</td><td>5</td><td>8</td><td>1</td><td>0</td><td>1</td><td>5</td><td>0</td><td>.214</td><td>2</td><td>7</td><td>.143</td></tr></table> <div>CARDBOARD BASEBALL RATINGS</div> <table><tr><td>AVG</td><td>H</td><td>2B</td><td>3B</td><td>HR</td><td>RBI</td><td>SB</td></tr><tr><td>.143</td><td>8</td><td>1</td><td>0</td><td>1</td><td>0</td><td>1</td></tr></table> <div>DEFENSE RATING</div> <div>OF: </div> | | | | | | | | | | | | | G | AB | R | H | 2B | 3B | HR | RBI | SB | SLG | BB | SO | AVG | 29 | 56 | 5 | 8 | 1 | 0 | 1 | 5 | 0 | .214 | 2 | 7 | .143 | AVG | H | 2B | 3B | HR | RBI | SB | .143 | 8 | 1 | 0 | 1 | 0 | 1 |
| G | AB | R | H | 2B | 3B | HR | RBI | SB | SLG | BB | SO | AVG | | | | | | | | | | | | | | | | | | | | | | | | | | | | | | | | | | | | | | | | | | | | | | | | | | | | | | | | | | | | | | | | | | | | | | | | | | | | | | | | | | | | | | | | | | | | | |
| 25 | 53 | 2 | 10 | 0 | 0 | 1 | 4 | 0 | .245 | 2 | 11 | .189 | | | | | | | | | | | | | | | | | | | | | | | | | | | | | | | | | | | | | | | | | | | | | | | | | | | | | | | | | | | | | | | | | | | | | | | | | | | | | | | | | | | | | | | | | | | | | |
| AVG | H | 2B | 3B | HR | RBI | SB | | | | | | | | | | | | | | | | | | | | | | | | | | | | | | | | | | | | | | | | | | | | | | | | | | | | | | | | | | | | | | | | | | | | | | | | | | | | | | | | | | | | | | | | | | | | | | | | | | | |
| .189 | 10 | 0 | 0 | 1 | 0 | 1 | | | | | | | | | | | | | | | | | | | | | | | | | | | | | | | | | | | | | | | | | | | | | | | | | | | | | | | | | | | | | | | | | | | | | | | | | | | | | | | | | | | | | | | | | | | | | | | | | | | |
| G | AB | R | H | 2B | 3B | HR | RBI | SB | SLG | BB | SO | AVG | | | | | | | | | | | | | | | | | | | | | | | | | | | | | | | | | | | | | | | | | | | | | | | | | | | | | | | | | | | | | | | | | | | | | | | | | | | | | | | | | | | | | | | | | | | | | |
| 29 | 56 | 5 | 8 | 1 | 0 | 1 | 5 | 0 | .214 | 2 | 7 | .143 | | | | | | | | | | | | | | | | | | | | | | | | | | | | | | | | | | | | | | | | | | | | | | | | | | | | | | | | | | | | | | | | | | | | | | | | | | | | | | | | | | | | | | | | | | | | | |
| AVG | H | 2B | 3B | HR | RBI | SB | | | | | | | | | | | | | | | | | | | | | | | | | | | | | | | | | | | | | | | | | | | | | | | | | | | | | | | | | | | | | | | | | | | | | | | | | | | | | | | | | | | | | | | | | | | | | | | | | | | |
| .143 | 8 | 1 | 0 | 1 | 0 | 1 | | | | | | | | | | | | | | | | | | | | | | | | | | | | | | | | | | | | | | | | | | | | | | | | | | | | | | | | | | | | | | | | | | | | | | | | | | | | | | | | | | | | | | | | | | | | | | | | | | | |




| | | | | | | | | | | | | | |
|---|--------------|----|-----|----|----|----|-----|----|------|----|----|------|----|
| 145 | JULIO FRANCO | | | | | | | | | | | | DH |
| HT: 6'0" WT: 160 BATS: RIGHT THROWS: RIGHT BORN: 8-23-1958, Hato Mayor, D.R. | | | | | | | | | | | | | |
| 1993 TEXAS RANGERS BATTING RECORD | | | | | | | | | | | | | |
| G | AB | R | H | 2B | 3B | HR | RBI | SB | SLG | BB | SO | AVG | |
| 144 | 532 | 85 | 154 | 31 | 3 | 14 | 84 | 9 | .438 | 62 | 95 | .289 | |
| CARDBOARD BASEBALL RATINGS | | | | | | | | | | | | | |
| AVG | H | | 2B | | 3B | | HR | | RBI | | SB | | |
| .289 | 154 | | 31 | | 3 | | 14 | | 8 | | 1 | | |
| DEFENSE RATING | | | | | | | | | | | | | |





| | | | | | | | | | | | | | |
|---|------------|----|-----|----|----|----|-----|----|------|----|----|------|----|
| 149 | GREG GAGNE | | | | | | | | | | | | SS |
| HT: 5'11" WT: 185 BATS: RIGHT THROWS: RIGHT BORN: 11-12-1961, Fall River, MA | | | | | | | | | | | | | |
| 1993 KANSAS CITY ROYALS BATTING RECORD | | | | | | | | | | | | | |
| G | AB | R | H | 2B | 3B | HR | RBI | SB | SLG | BB | SO | AVG | |
| 159 | 540 | 66 | 151 | 32 | 3 | 10 | 57 | 10 | .406 | 33 | 93 | .280 | |
| CARDBOARD BASEBALL RATINGS | | | | | | | | | | | | | |
| AVG | H | | 2B | | 3B | | HR | | RBI | | SB | | |
| .280 | 151 | | 32 | | 3 | | 10 | | 5 | | 1 | | |
| DEFENSE RATING | | | | | | | | | | | | | |
| SS:   | | | | | | | | | | | | | |





| | | | | | | | | | | | | | |
|---|-------------|----|----|----|----|----|-----|----|------|----|----|------|-------|
| 146 | LOU FRAZIER | | | | | | | | | | | | OF-1B |
| HT: 6'2" WT: 175 BATS: BOTH THROWS: RIGHT BORN: 1-26-1965, St. Louis, MO | | | | | | | | | | | | | |
| 1993 MONTREAL EXPOS BATTING RECORD | | | | | | | | | | | | | |
| G | AB | R | H | 2B | 3B | HR | RBI | SB | SLG | BB | SO | AVG | |
| 112 | 189 | 27 | 54 | 7 | 1 | 1 | 16 | 17 | .349 | 16 | 24 | .286 | |
| CARDBOARD BASEBALL RATINGS | | | | | | | | | | | | | |
| AVG | H | | 2B | | 3B | | HR | | RBI | | SB | | |
| .286 | 54 | | 7 | | 1 | | 1 | | 1 | | 2 | | |
| DEFENSE RATING | | | | | | | | | | | | | |
| OF:   1B:   | | | | | | | | | | | | | |
























| | | | | | | | | | | | | | |
|---|------------|---|----|----|----|----|-----|----|------|----|----|------|----|
| 150 | JAY GAINER | | | | | | | | | | | | 1B |
| HT: 6'0" WT: 190 BATS: LEFT THROWS: LEFT BORN: 10-8-1966, Panama City, FL | | | | | | | | | | | | | |
| 1993 COLORADO ROCKIES BATTING RECORD | | | | | | | | | | | | | |
| G | AB | R | H | 2B | 3B | HR | RBI | SB | SLG | BB | SO | AVG | |
| 23 | 41 | 4 | 7 | 0 | 0 | 3 | 6 | 1 | .390 | 4 | 12 | .171 | |
| CARDBOARD BASEBALL RATINGS | | | | | | | | | | | | | |
| AVG | H | | 2B | | 3B | | HR | | RBI | | SB | | |
| .171 | 7 | | 0 | | 0 | | 3 | | 0 | | 1 | | |
| DEFENSE RATING | | | | | | | | | | | | | |
| 1B:  | | | | | | | | | | | | | |
















| | | | | | | | | | | | | | |
|---|---------------|----|-----|----|----|----|-----|----|------|----|-----|------|-------|
| 147 | TRAVIS FRYMAN | | | | | | | | | | | | SS-3B |
| HT: 6'1" WT: 180 BATS: RIGHT THROWS: RIGHT BORN: 3-25-1969, Lexington, KY | | | | | | | | | | | | | |
| 1993 DETROIT TIGERS BATTING RECORD | | | | | | | | | | | | | |
| G | AB | R | H | 2B | 3B | HR | RBI | SB | SLG | BB | SO | AVG | |
| 151 | 607 | 98 | 182 | 37 | 5 | 22 | 97 | 9 | .486 | 77 | 128 | .300 | |
| CARDBOARD BASEBALL RATINGS | | | | | | | | | | | | | |
| AVG | H | | 2B | | 3B | | HR | | RBI | | SB | | |
| .300 | 182 | | 37 | | 5 | | 22 | | 9 | | 1 | | |
| DEFENSE RATING | | | | | | | | | | | | | |
| SS:   3B:   | | | | | | | | | | | | | |


































| | | | | | | | | | | | | | |
|--|------------------|----|-----|----|----|----|-----|----|------|----|----|------|----|
| 151 | ANDRES GALARRAGA | | | | | | | | | | | | 1B |
| HT: 6'3" WT: 235 BATS: RIGHT THROWS: RIGHT BORN: 6-18-1961, Caracas, Venezuela | | | | | | | | | | | | | |
| 1993 COLORADO ROCKIES BATTING RECORD | | | | | | | | | | | | | |
| G | AB | R | H | 2B | 3B | HR | RBI | SB | SLG | BB | SO | AVG | |
| 120 | 470 | 71 | 174 | 35 | 4 | 22 | 98 | 2 | .602 | 24 | 73 | .370 | |
| CARDBOARD BASEBALL RATINGS | | | | | | | | | | | | | |
| AVG | H | | 2B | | 3B | | HR | | RBI | | SB | | |
| .370 | 174 | | 35 | | 4 | | 22 | | 9 | | 1 | | |
| DEFENSE RATING | | | | | | | | | | | | | |
| 1B:    | | | | | | | | | | | | | |






| | | | | | | | | | | | | | |
|---|-------------|----|----|----|----|----|-----|----|------|----|----|------|-------|
| 148 | GARY GAETTI | | | | | | | | | | | | 1B-3B |
| HT: 6'0" WT: 180 BATS: RIGHT THROWS: RIGHT BORN: 8-19-1958, Centralia, IL | | | | | | | | | | | | | |
| 1993 KANSAS CITY ROYALS BATTING RECORD | | | | | | | | | | | | | |
| G | AB | R | H | 2B | 3B | HR | RBI | SB | SLG | BB | SO | AVG | |
| 102 | 331 | 40 | 81 | 20 | 1 | 14 | 50 | 1 | .438 | 21 | 87 | .245 | |
| CARDBOARD BASEBALL RATINGS | | | | | | | | | | | | | |
| AVG | H | | 2B | | 3B | | HR | | RBI | | SB | | |
| .245 | 81 | | 20 | | 1 | | 14 | | 5 | | 1 | | |
| DEFENSE RATING | | | | | | | | | | | | | |
| 1B:   3B:   | | | | | | | | | | | | | |








| | | | | | | | | | | | | | |
|---|----------------|----|----|----|----|----|-----|----|------|----|----|------|-------|
| 152 | DAVE GALLAGHER | | | | | | | | | | | | OF-1B |
| HT: 6'0" WT: 180 BATS: RIGHT THROWS: RIGHT BORN: 9-20-1960, Trenton, NJ | | | | | | | | | | | | | |
| 1993 NEW YORK METS BATTING RECORD | | | | | | | | | | | | | |
| G | AB | R | H | 2B | 3B | HR | RBI | SB | SLG | BB | SO | AVG | |
| 99 | 201 | 34 | 55 | 12 | 2 | 6 | 28 | 1 | .443 | 20 | 18 | .274 | |
| CARDBOARD BASEBALL RATINGS | | | | | | | | | | | | | |
| AVG | H | | 2B | | 3B | | HR | | RBI | | SB | | |
| .274 | 55 | | 12 | | 2 | | 6 | | 2 | | 1 | | |
| DEFENSE RATING | | | | | | | | | | | | | |
| OF:    1B:  | | | | | | | | | | | | | |









| | | | | | | | | | | | | | | | | | | | | | | | | | | | | | | | | | | | | | | | | | | | | | | | | | | | | |
|---|-----|-----|-----|----|-----|----|-----|----|------|----|-----|------|---|----|---|---|----|----|----|-----|----|-----|----|----|-----|-----|-----|-----|-----|----|---|----|-----|----|------|----|-----|------|-----|---|----|----|----|-----|----|------|-----|----|---|----|----|---|
| <div>153</div> <div>MIKE GALLEG0</div> <div>SS-2B-3B</div> <div>HT: 5'8" WT: 160 BATS: RIGHT THROWS: RIGHT</div> <div>BORN: 10-31-1960, Whittier, CA</div> <div>1993 NEW YORK YANKEES BATTING RECORD</div> <table><tr><td>G</td><td>AB</td><td>R</td><td>H</td><td>2B</td><td>3B</td><td>HR</td><td>RBI</td><td>SB</td><td>SLG</td><td>BB</td><td>SO</td><td>AVG</td></tr><tr><td>119</td><td>403</td><td>63</td><td>114</td><td>20</td><td>1</td><td>10</td><td>54</td><td>3</td><td>.412</td><td>50</td><td>65</td><td>.283</td></tr></table> <div>CARDBOARD BASEBALL RATINGS</div> <table><tr><td>AVG</td><td>H</td><td>2B</td><td>3B</td><td>HR</td><td>RBI</td><td>SB</td></tr><tr><td>.283</td><td>114</td><td>20</td><td>1</td><td>10</td><td>5</td><td>1</td></tr></table> <div>DEFENSE RATING</div> <div>SS:   </div> <div>2B:   </div> <div>3B:  </div> | | | | | | | | | | | | | G | AB | R | H | 2B | 3B | HR | RBI | SB | SLG | BB | SO | AVG | 119 | 403 | 63 | 114 | 20 | 1 | 10 | 54 | 3 | .412 | 50 | 65 | .283 | AVG | H | 2B | 3B | HR | RBI | SB | .283 | 114 | 20 | 1 | 10 | 5 | 1 |
| G | AB | R | H | 2B | 3B | HR | RBI | SB | SLG | BB | SO | AVG | | | | | | | | | | | | | | | | | | | | | | | | | | | | | | | | | | | | | | | | |
| 119 | 403 | 63 | 114 | 20 | 1 | 10 | 54 | 3 | .412 | 50 | 65 | .283 | | | | | | | | | | | | | | | | | | | | | | | | | | | | | | | | | | | | | | | | |
| AVG | H | 2B | 3B | HR | RBI | SB | | | | | | | | | | | | | | | | | | | | | | | | | | | | | | | | | | | | | | | | | | | | | | |
| .283 | 114 | 20 | 1 | 10 | 5 | 1 | | | | | | | | | | | | | | | | | | | | | | | | | | | | | | | | | | | | | | | | | | | | | | |
| <div>154</div> <div>RON GANT</div> <div>OF</div> <div>HT: 6'0" WT: 172 BATS: RIGHT THROWS: RIGHT</div> <div>BORN: 3-2-1965, Victoria, TX</div> <div>1993 ATLANTA BRAVES BATTING RECORD</div> <table><tr><td>G</td><td>AB</td><td>R</td><td>H</td><td>2B</td><td>3B</td><td>HR</td><td>RBI</td><td>SB</td><td>SLG</td><td>BB</td><td>SO</td><td>AVG</td></tr><tr><td>157</td><td>606</td><td>113</td><td>166</td><td>27</td><td>4</td><td>36</td><td>117</td><td>26</td><td>.510</td><td>67</td><td>117</td><td>.274</td></tr></table> <div>CARDBOARD BASEBALL RATINGS</div> <table><tr><td>AVG</td><td>H</td><td>2B</td><td>3B</td><td>HR</td><td>RBI</td><td>SB</td></tr><tr><td>.274</td><td>166</td><td>27</td><td>4</td><td>36</td><td>11</td><td>3</td></tr></table> <div>DEFENSE RATING</div> <div>OF: </div> | | | | | | | | | | | | | G | AB | R | H | 2B | 3B | HR | RBI | SB | SLG | BB | SO | AVG | 157 | 606 | 113 | 166 | 27 | 4 | 36 | 117 | 26 | .510 | 67 | 117 | .274 | AVG | H | 2B | 3B | HR | RBI | SB | .274 | 166 | 27 | 4 | 36 | 11 | 3 |
| G | AB | R | H | 2B | 3B | HR | RBI | SB | SLG | BB | SO | AVG | | | | | | | | | | | | | | | | | | | | | | | | | | | | | | | | | | | | | | | | |
| 157 | 606 | 113 | 166 | 27 | 4 | 36 | 117 | 26 | .510 | 67 | 117 | .274 | | | | | | | | | | | | | | | | | | | | | | | | | | | | | | | | | | | | | | | | |
| AVG | H | 2B | 3B | HR | RBI | SB | | | | | | | | | | | | | | | | | | | | | | | | | | | | | | | | | | | | | | | | | | | | | | |
| .274 | 166 | 27 | 4 | 36 | 11 | 3 | | | | | | | | | | | | | | | | | | | | | | | | | | | | | | | | | | | | | | | | | | | | | | |
| <div>155</div> <div>CARLOS GARCIA</div> <div>2B</div> <div>HT: 6'1" WT: 185 BATS: RIGHT THROWS: RIGHT</div> <div>BORN: 10-15-1967, Tachira, Venezuela</div> <div>1993 PITTSBURGH PIRATES BATTING RECORD</div> <table><tr><td>G</td><td>AB</td><td>R</td><td>H</td><td>2B</td><td>3B</td><td>HR</td><td>RBI</td><td>SB</td><td>SLG</td><td>BB</td><td>SO</td><td>AVG</td></tr><tr><td>141</td><td>546</td><td>77</td><td>147</td><td>25</td><td>5</td><td>12</td><td>47</td><td>18</td><td>.399</td><td>31</td><td>67</td><td>.269</td></tr></table> <div>CARDBOARD BASEBALL RATINGS</div> <table><tr><td>AVG</td><td>H</td><td>2B</td><td>3B</td><td>HR</td><td>RBI</td><td>SB</td></tr><tr><td>.269</td><td>147</td><td>25</td><td>5</td><td>12</td><td>4</td><td>2</td></tr></table> <div>DEFENSE RATING</div> <div>2B:  </div> | | | | | | | | | | | | | G | AB | R | H | 2B | 3B | HR | RBI | SB | SLG | BB | SO | AVG | 141 | 546 | 77 | 147 | 25 | 5 | 12 | 47 | 18 | .399 | 31 | 67 | .269 | AVG | H | 2B | 3B | HR | RBI | SB | .269 | 147 | 25 | 5 | 12 | 4 | 2 |
| G | AB | R | H | 2B | 3B | HR | RBI | SB | SLG | BB | SO | AVG | | | | | | | | | | | | | | | | | | | | | | | | | | | | | | | | | | | | | | | | |
| 141 | 546 | 77 | 147 | 25 | 5 | 12 | 47 | 18 | .399 | 31 | 67 | .269 | | | | | | | | | | | | | | | | | | | | | | | | | | | | | | | | | | | | | | | | |
| AVG | H | 2B | 3B | HR | RBI | SB | | | | | | | | | | | | | | | | | | | | | | | | | | | | | | | | | | | | | | | | | | | | | | |
| .269 | 147 | 25 | 5 | 12 | 4 | 2 | | | | | | | | | | | | | | | | | | | | | | | | | | | | | | | | | | | | | | | | | | | | | | |
| <div>156</div> <div>JEFF GARDNER</div> <div>2B</div> <div>HT: 5'11" WT: 165 BATS: LEFT THROWS: RIGHT</div> <div>BORN: 2-4-1964, Newport Beach, CA</div> <div>1993 SAN DIEGO PADRES BATTING RECORD</div> <table><tr><td>G</td><td>AB</td><td>R</td><td>H</td><td>2B</td><td>3B</td><td>HR</td><td>RBI</td><td>SB</td><td>SLG</td><td>BB</td><td>SO</td><td>AVG</td></tr><tr><td>140</td><td>404</td><td>53</td><td>106</td><td>21</td><td>7</td><td>1</td><td>24</td><td>2</td><td>.356</td><td>45</td><td>69</td><td>.262</td></tr></table> <div>CARDBOARD BASEBALL RATINGS</div> <table><tr><td>AVG</td><td>H</td><td>2B</td><td>3B</td><td>HR</td><td>RBI</td><td>SB</td></tr><tr><td>.262</td><td>106</td><td>21</td><td>7</td><td>1</td><td>2</td><td>1</td></tr></table> <div>DEFENSE RATING</div> <div>2B:   </div> | | | | | | | | | | | | | G | AB | R | H | 2B | 3B | HR | RBI | SB | SLG | BB | SO | AVG | 140 | 404 | 53 | 106 | 21 | 7 | 1 | 24 | 2 | .356 | 45 | 69 | .262 | AVG | H | 2B | 3B | HR | RBI | SB | .262 | 106 | 21 | 7 | 1 | 2 | 1 |
| G | AB | R | H | 2B | 3B | HR | RBI | SB | SLG | BB | SO | AVG | | | | | | | | | | | | | | | | | | | | | | | | | | | | | | | | | | | | | | | | |
| 140 | 404 | 53 | 106 | 21 | 7 | 1 | 24 | 2 | .356 | 45 | 69 | .262 | | | | | | | | | | | | | | | | | | | | | | | | | | | | | | | | | | | | | | | | |
| AVG | H | 2B | 3B | HR | RBI | SB | | | | | | | | | | | | | | | | | | | | | | | | | | | | | | | | | | | | | | | | | | | | | | |
| .262 | 106 | 21 | 7 | 1 | 2 | 1 | | | | | | | | | | | | | | | | | | | | | | | | | | | | | | | | | | | | | | | | | | | | | | |
| <div>157</div> <div>BRENT GATES</div> <div>2B</div> <div>HT: 6'1" WT: 180 BATS: BOTH THROWS: RIGHT</div> <div>BORN: 3-14-1970, Grand Rapids, MI</div> <div>1993 OAKLAND ATHLETICS BATTING RECORD</div> <table><tr><td>G</td><td>AB</td><td>R</td><td>H</td><td>2B</td><td>3B</td><td>HR</td><td>RBI</td><td>SB</td><td>SLG</td><td>BB</td><td>SO</td><td>AVG</td></tr><tr><td>139</td><td>535</td><td>64</td><td>155</td><td>29</td><td>2</td><td>7</td><td>69</td><td>7</td><td>.391</td><td>56</td><td>75</td><td>.290</td></tr></table> <div>CARDBOARD BASEBALL RATINGS</div> <table><tr><td>AVG</td><td>H</td><td>2B</td><td>3B</td><td>HR</td><td>RBI</td><td>SB</td></tr><tr><td>.290</td><td>155</td><td>29</td><td>2</td><td>7</td><td>6</td><td>1</td></tr></table> <div>DEFENSE RATING</div> <div>2B:   </div> | | | | | | | | | | | | | G | AB | R | H | 2B | 3B | HR | RBI | SB | SLG | BB | SO | AVG | 139 | 535 | 64 | 155 | 29 | 2 | 7 | 69 | 7 | .391 | 56 | 75 | .290 | AVG | H | 2B | 3B | HR | RBI | SB | .290 | 155 | 29 | 2 | 7 | 6 | 1 |
| G | AB | R | H | 2B | 3B | HR | RBI | SB | SLG | BB | SO | AVG | | | | | | | | | | | | | | | | | | | | | | | | | | | | | | | | | | | | | | | | |
| 139 | 535 | 64 | 155 | 29 | 2 | 7 | 69 | 7 | .391 | 56 | 75 | .290 | | | | | | | | | | | | | | | | | | | | | | | | | | | | | | | | | | | | | | | | |
| AVG | H | 2B | 3B | HR | RBI | SB | | | | | | | | | | | | | | | | | | | | | | | | | | | | | | | | | | | | | | | | | | | | | | |
| .290 | 155 | 29 | 2 | 7 | 6 | 1 | | | | | | | | | | | | | | | | | | | | | | | | | | | | | | | | | | | | | | | | | | | | | | |
| <div>158</div> <div>BOB GEREN</div> <div>C</div> <div>HT: 6'3" WT: 205 BATS: RIGHT THROWS: RIGHT</div> <div>BORN: 9-22-1961, San Diego, CA</div> <div>1993 SAN DIEGO PADRES BATTING RECORD</div> <table><tr><td>G</td><td>AB</td><td>R</td><td>H</td><td>2B</td><td>3B</td><td>HR</td><td>RBI</td><td>SB</td><td>SLG</td><td>BB</td><td>SO</td><td>AVG</td></tr><tr><td>58</td><td>145</td><td>8</td><td>31</td><td>6</td><td>0</td><td>3</td><td>6</td><td>0</td><td>.317</td><td>13</td><td>28</td><td>.214</td></tr></table> <div>CARDBOARD BASEBALL RATINGS</div> <table><tr><td>AVG</td><td>H</td><td>2B</td><td>3B</td><td>HR</td><td>RBI</td><td>SB</td></tr><tr><td>.214</td><td>31</td><td>6</td><td>0</td><td>3</td><td>0</td><td>1</td></tr></table> <div>DEFENSE RATING</div> | | | | | | | | | | | | | G | AB | R | H | 2B | 3B | HR | RBI | SB | SLG | BB | SO | AVG | 58 | 145 | 8 | 31 | 6 | 0 | 3 | 6 | 0 | .317 | 13 | 28 | .214 | AVG | H | 2B | 3B | HR | RBI | SB | .214 | 31 | 6 | 0 | 3 | 0 | 1 |
| G | AB | R | H | 2B | 3B | HR | RBI | SB | SLG | BB | SO | AVG | | | | | | | | | | | | | | | | | | | | | | | | | | | | | | | | | | | | | | | | |
| 58 | 145 | 8 | 31 | 6 | 0 | 3 | 6 | 0 | .317 | 13 | 28 | .214 | | | | | | | | | | | | | | | | | | | | | | | | | | | | | | | | | | | | | | | | |
| AVG | H | 2B | 3B | HR | RBI | SB | | | | | | | | | | | | | | | | | | | | | | | | | | | | | | | | | | | | | | | | | | | | | | |
| .214 | 31 | 6 | 0 | 3 | 0 | 1 | | | | | | | | | | | | | | | | | | | | | | | | | | | | | | | | | | | | | | | | | | | | | | |
| <div>159</div> <div>KIRK GIBSON</div> <div>OF</div> <div>HT: 6'3" WT: 215 BATS: LEFT THROWS: LEFT</div> <div>BORN: 5-28-1957, Pontiac, MI</div> <div>1993 DETROIT TIGERS BATTING RECORD</div> <table><tr><td>G</td><td>AB</td><td>R</td><td>H</td><td>2B</td><td>3B</td><td>HR</td><td>RBI</td><td>SB</td><td>SLG</td><td>BB</td><td>SO</td><td>AVG</td></tr><tr><td>116</td><td>403</td><td>62</td><td>105</td><td>18</td><td>6</td><td>13</td><td>62</td><td>15</td><td>.432</td><td>44</td><td>87</td><td>.261</td></tr></table> <div>CARDBOARD BASEBALL RATINGS</div> <table><tr><td>AVG</td><td>H</td><td>2B</td><td>3B</td><td>HR</td><td>RBI</td><td>SB</td></tr><tr><td>.261</td><td>105</td><td>18</td><td>6</td><td>13</td><td>6</td><td>2</td></tr></table> <div>DEFENSE RATING</div> <div>OF:   </div> | | | | | | | | | | | | | G | AB | R | H | 2B | 3B | HR | RBI | SB | SLG | BB | SO | AVG | 116 | 403 | 62 | 105 | 18 | 6 | 13 | 62 | 15 | .432 | 44 | 87 | .261 | AVG | H | 2B | 3B | HR | RBI | SB | .261 | 105 | 18 | 6 | 13 | 6 | 2 |
| G | AB | R | H | 2B | 3B | HR | RBI | SB | SLG | BB | SO | AVG | | | | | | | | | | | | | | | | | | | | | | | | | | | | | | | | | | | | | | | | |
| 116 | 403 | 62 | 105 | 18 | 6 | 13 | 62 | 15 | .432 | 44 | 87 | .261 | | | | | | | | | | | | | | | | | | | | | | | | | | | | | | | | | | | | | | | | |
| AVG | H | 2B | 3B | HR | RBI | SB | | | | | | | | | | | | | | | | | | | | | | | | | | | | | | | | | | | | | | | | | | | | | | |
| .261 | 105 | 18 | 6 | 13 | 6 | 2 | | | | | | | | | | | | | | | | | | | | | | | | | | | | | | | | | | | | | | | | | | | | | | |
| <div>160</div> <div>BENJI GIL</div> <div>SS</div> <div>HT: 6'2" WT: 210 BATS: RIGHT THROWS: RIGHT</div> <div>BORN: 10-6-1972, Tijuana, 02, Mexico</div> <div>1993 TEXAS RANGERS BATTING RECORD</div> <table><tr><td>G</td><td>AB</td><td>R</td><td>H</td><td>2B</td><td>3B</td><td>HR</td><td>RBI</td><td>SB</td><td>SLG</td><td>BB</td><td>SO</td><td>AVG</td></tr><tr><td>22</td><td>57</td><td>3</td><td>7</td><td>0</td><td>0</td><td>0</td><td>2</td><td>1</td><td>.123</td><td>5</td><td>22</td><td>.123</td></tr></table> <div>CARDBOARD BASEBALL RATINGS</div> <table><tr><td>AVG</td><td>H</td><td>2B</td><td>3B</td><td>HR</td><td>RBI</td><td>SB</td></tr><tr><td>.123</td><td>7</td><td>0</td><td>0</td><td>0</td><td>0</td><td>1</td></tr></table> <div>DEFENSE RATING</div> <div>SS:   </div> | | | | | | | | | | | | | G | AB | R | H | 2B | 3B | HR | RBI | SB | SLG | BB | SO | AVG | 22 | 57 | 3 | 7 | 0 | 0 | 0 | 2 | 1 | .123 | 5 | 22 | .123 | AVG | H | 2B | 3B | HR | RBI | SB | .123 | 7 | 0 | 0 | 0 | 0 | 1 |
| G | AB | R | H | 2B | 3B | HR | RBI | SB | SLG | BB | SO | AVG | | | | | | | | | | | | | | | | | | | | | | | | | | | | | | | | | | | | | | | | |
| 22 | 57 | 3 | 7 | 0 | 0 | 0 | 2 | 1 | .123 | 5 | 22 | .123 | | | | | | | | | | | | | | | | | | | | | | | | | | | | | | | | | | | | | | | | |
| AVG | H | 2B | 3B | HR | RBI | SB | | | | | | | | | | | | | | | | | | | | | | | | | | | | | | | | | | | | | | | | | | | | | | |
| .123 | 7 | 0 | 0 | 0 | 0 | 1 | | | | | | | | | | | | | | | | | | | | | | | | | | | | | | | | | | | | | | | | | | | | | | |






| <div>161</div> <div>BERNARD GILKEY</div> <div>OF</div> <div>HT: 6'0" WT: 170 BATS: RIGHT THROWS: RIGHT</div> <div>BORN: 9-24-1966, St. Louis, MO</div> <div>1993 ST. LOUIS CARDINALS BATTING RECORD</div> <table><tr><th>G</th><th>AB</th><th>R</th><th>H</th><th>2B</th><th>3B</th><th>HR</th><th>RBI</th><th>SB</th><th>SLG</th><th>BB</th><th>SO</th><th>AVG</th></tr><tr><td>137</td><td>557</td><td>99</td><td>170</td><td>40</td><td>5</td><td>16</td><td>70</td><td>15</td><td>.481</td><td>56</td><td>66</td><td>.305</td></tr></table> <div>CARDBOARD BASEBALL RATINGS</div> <table><tr><th>AVG</th><th>H</th><th>2B</th><th>3B</th><th>HR</th><th>RBI</th><th>SB</th></tr><tr><td>.305</td><td>170</td><td>40</td><td>5</td><td>16</td><td>7</td><td>2</td></tr></table> <div>DEFENSE RATING</div> <div>OF: </div> | G | AB | R | H | 2B | 3B | HR | RBI | SB | SLG | BB | SO | AVG | 137 | 557 | 99 | 170 | 40 | 5 | 16 | 70 | 15 | .481 | 56 | 66 | .305 | AVG | H | 2B | 3B | HR | RBI | SB | .305 | 170 | 40 | 5 | 16 | 7 | 2 | <div>165</div> <div>CHRIS GOMEZ</div> <div>SS-2B</div> <div>HT: 6'1" WT: 183 BATS: RIGHT THROWS: RIGHT</div> <div>BORN: 6-16-1971, Los Angeles, CA</div> <div>1993 DETROIT TIGERS BATTING RECORD</div> <table><tr><th>G</th><th>AB</th><th>R</th><th>H</th><th>2B</th><th>3B</th><th>HR</th><th>RBI</th><th>SB</th><th>SLG</th><th>BB</th><th>SO</th><th>AVG</th></tr><tr><td>46</td><td>128</td><td>11</td><td>32</td><td>7</td><td>1</td><td>0</td><td>11</td><td>2</td><td>.320</td><td>9</td><td>17</td><td>.250</td></tr></table> <div>CARDBOARD BASEBALL RATINGS</div> <table><tr><th>AVG</th><th>H</th><th>2B</th><th>3B</th><th>HR</th><th>RBI</th><th>SB</th></tr><tr><td>.250</td><td>32</td><td>7</td><td>1</td><td>0</td><td>1</td><td>1</td></tr></table> <div>DEFENSE RATING</div> <div>SS:  2B: </div> | G | AB | R | H | 2B | 3B | HR | RBI | SB | SLG | BB | SO | AVG | 46 | 128 | 11 | 32 | 7 | 1 | 0 | 11 | 2 | .320 | 9 | 17 | .250 | AVG | H | 2B | 3B | HR | RBI | SB | .250 | 32 | 7 | 1 | 0 | 1 | 1 |
|---|-----|-----|-----|----|-----|----|-----|-----|------|-----|----|------|-----|-----|-----|----|-----|----|---|----|----|----|------|----|----|------|-----|---|----|----|----|-----|----|------|-----|----|---|----|---|---|--|---|----|---|---|----|----|----|-----|----|-----|----|----|-----|-----|-----|-----|-----|----|---|----|-----|----|------|----|----|------|-----|---|----|----|----|-----|----|------|-----|----|---|----|----|---|
| G | AB | R | H | 2B | 3B | HR | RBI | SB | SLG | BB | SO | AVG | | | | | | | | | | | | | | | | | | | | | | | | | | | | | | | | | | | | | | | | | | | | | | | | | | | | | | | | | | | | | | | | | | | | | |
| 137 | 557 | 99 | 170 | 40 | 5 | 16 | 70 | 15 | .481 | 56 | 66 | .305 | | | | | | | | | | | | | | | | | | | | | | | | | | | | | | | | | | | | | | | | | | | | | | | | | | | | | | | | | | | | | | | | | | | | | |
| AVG | H | 2B | 3B | HR | RBI | SB | | | | | | | | | | | | | | | | | | | | | | | | | | | | | | | | | | | | | | | | | | | | | | | | | | | | | | | | | | | | | | | | | | | | | | | | | | | |
| .305 | 170 | 40 | 5 | 16 | 7 | 2 | | | | | | | | | | | | | | | | | | | | | | | | | | | | | | | | | | | | | | | | | | | | | | | | | | | | | | | | | | | | | | | | | | | | | | | | | | | |
| G | AB | R | H | 2B | 3B | HR | RBI | SB | SLG | BB | SO | AVG | | | | | | | | | | | | | | | | | | | | | | | | | | | | | | | | | | | | | | | | | | | | | | | | | | | | | | | | | | | | | | | | | | | | | |
| 46 | 128 | 11 | 32 | 7 | 1 | 0 | 11 | 2 | .320 | 9 | 17 | .250 | | | | | | | | | | | | | | | | | | | | | | | | | | | | | | | | | | | | | | | | | | | | | | | | | | | | | | | | | | | | | | | | | | | | | |
| AVG | H | 2B | 3B | HR | RBI | SB | | | | | | | | | | | | | | | | | | | | | | | | | | | | | | | | | | | | | | | | | | | | | | | | | | | | | | | | | | | | | | | | | | | | | | | | | | | |
| .250 | 32 | 7 | 1 | 0 | 1 | 1 | | | | | | | | | | | | | | | | | | | | | | | | | | | | | | | | | | | | | | | | | | | | | | | | | | | | | | | | | | | | | | | | | | | | | | | | | | | |
| <div>162</div> <div>JOE GIRARDI</div> <div>C</div> <div>HT: 5'11" WT: 195 BATS: RIGHT THROWS: RIGHT</div> <div>BORN: 10-14-1964, Peoria, IL</div> <div>1993 COLORADO ROCKIES BATTING RECORD</div> <table><tr><th>G</th><th>AB</th><th>R</th><th>H</th><th>2B</th><th>3B</th><th>HR</th><th>RBI</th><th>SB</th><th>SLG</th><th>BB</th><th>SO</th><th>AVG</th></tr><tr><td>86</td><td>310</td><td>35</td><td>90</td><td>14</td><td>5</td><td>3</td><td>31</td><td>6</td><td>.397</td><td>24</td><td>41</td><td>.290</td></tr></table> <div>CARDBOARD BASEBALL RATINGS</div> <table><tr><th>AVG</th><th>H</th><th>2B</th><th>3B</th><th>HR</th><th>RBI</th><th>SB</th></tr><tr><td>.290</td><td>90</td><td>14</td><td>5</td><td>3</td><td>3</td><td>1</td></tr></table> <div>DEFENSE RATING</div> | G | AB | R | H | 2B | 3B | HR | RBI | SB | SLG | BB | SO | AVG | 86 | 310 | 35 | 90 | 14 | 5 | 3 | 31 | 6 | .397 | 24 | 41 | .290 | AVG | H | 2B | 3B | HR | RBI | SB | .290 | 90 | 14 | 5 | 3 | 3 | 1 | <div>166</div> <div>LEO GOMEZ</div> <div>3B</div> <div>HT: 6'0" WT: 180 BATS: RIGHT THROWS: RIGHT</div> <div>BORN: 3-2-1966, Canovanas, P.R.</div> <div>1993 BALTIMORE ORIOLES BATTING RECORD</div> <table><tr><th>G</th><th>AB</th><th>R</th><th>H</th><th>2B</th><th>3B</th><th>HR</th><th>RBI</th><th>SB</th><th>SLG</th><th>BB</th><th>SO</th><th>AVG</th></tr><tr><td>71</td><td>244</td><td>30</td><td>48</td><td>7</td><td>0</td><td>10</td><td>25</td><td>0</td><td>.348</td><td>32</td><td>60</td><td>.197</td></tr></table> <div>CARDBOARD BASEBALL RATINGS</div> <table><tr><th>AVG</th><th>H</th><th>2B</th><th>3B</th><th>HR</th><th>RBI</th><th>SB</th></tr><tr><td>.197</td><td>48</td><td>7</td><td>0</td><td>10</td><td>2</td><td>1</td></tr></table> <div>DEFENSE RATING</div> <div>3B: </div> | G | AB | R | H | 2B | 3B | HR | RBI | SB | SLG | BB | SO | AVG | 71 | 244 | 30 | 48 | 7 | 0 | 10 | 25 | 0 | .348 | 32 | 60 | .197 | AVG | H | 2B | 3B | HR | RBI | SB | .197 | 48 | 7 | 0 | 10 | 2 | 1 |
| G | AB | R | H | 2B | 3B | HR | RBI | SB | SLG | BB | SO | AVG | | | | | | | | | | | | | | | | | | | | | | | | | | | | | | | | | | | | | | | | | | | | | | | | | | | | | | | | | | | | | | | | | | | | | |
| 86 | 310 | 35 | 90 | 14 | 5 | 3 | 31 | 6 | .397 | 24 | 41 | .290 | | | | | | | | | | | | | | | | | | | | | | | | | | | | | | | | | | | | | | | | | | | | | | | | | | | | | | | | | | | | | | | | | | | | | |
| AVG | H | 2B | 3B | HR | RBI | SB | | | | | | | | | | | | | | | | | | | | | | | | | | | | | | | | | | | | | | | | | | | | | | | | | | | | | | | | | | | | | | | | | | | | | | | | | | | |
| .290 | 90 | 14 | 5 | 3 | 3 | 1 | | | | | | | | | | | | | | | | | | | | | | | | | | | | | | | | | | | | | | | | | | | | | | | | | | | | | | | | | | | | | | | | | | | | | | | | | | | |
| G | AB | R | H | 2B | 3B | HR | RBI | SB | SLG | BB | SO | AVG | | | | | | | | | | | | | | | | | | | | | | | | | | | | | | | | | | | | | | | | | | | | | | | | | | | | | | | | | | | | | | | | | | | | | |
| 71 | 244 | 30 | 48 | 7 | 0 | 10 | 25 | 0 | .348 | 32 | 60 | .197 | | | | | | | | | | | | | | | | | | | | | | | | | | | | | | | | | | | | | | | | | | | | | | | | | | | | | | | | | | | | | | | | | | | | | |
| AVG | H | 2B | 3B | HR | RBI | SB | | | | | | | | | | | | | | | | | | | | | | | | | | | | | | | | | | | | | | | | | | | | | | | | | | | | | | | | | | | | | | | | | | | | | | | | | | | |
| .197 | 48 | 7 | 0 | 10 | 2 | 1 | | | | | | | | | | | | | | | | | | | | | | | | | | | | | | | | | | | | | | | | | | | | | | | | | | | | | | | | | | | | | | | | | | | | | | | | | | | |
| <div>163</div> <div>DAN GLADDEN</div> <div>OF</div> <div>HT: 5'11" WT: 180 BATS: RIGHT THROWS: RIGHT</div> <div>BORN: 7-7-1957, San Jose, CA</div> <div>1993 DETROIT TIGERS BATTING RECORD</div> <table><tr><th>G</th><th>AB</th><th>R</th><th>H</th><th>2B</th><th>3B</th><th>HR</th><th>RBI</th><th>SB</th><th>SLG</th><th>BB</th><th>SO</th><th>AVG</th></tr><tr><td>91</td><td>356</td><td>52</td><td>95</td><td>16</td><td>2</td><td>13</td><td>56</td><td>8</td><td>.433</td><td>21</td><td>50</td><td>.267</td></tr></table> <div>CARDBOARD BASEBALL RATINGS</div> <table><tr><th>AVG</th><th>H</th><th>2B</th><th>3B</th><th>HR</th><th>RBI</th><th>SB</th></tr><tr><td>.267</td><td>95</td><td>16</td><td>2</td><td>13</td><td>5</td><td>1</td></tr></table> <div>DEFENSE RATING</div> <div>OF: </div> | G | AB | R | H | 2B | 3B | HR | RBI | SB | SLG | BB | SO | AVG | 91 | 356 | 52 | 95 | 16 | 2 | 13 | 56 | 8 | .433 | 21 | 50 | .267 | AVG | H | 2B | 3B | HR | RBI | SB | .267 | 95 | 16 | 2 | 13 | 5 | 1 | <div>167</div> <div>JUAN GONZALEZ</div> <div>OF</div> <div>HT: 6'3" WT: 175 BATS: RIGHT THROWS: RIGHT</div> <div>BORN: 10-20-1969, Arecibo, P.R.</div> <div>1993 TEXAS RANGERS BATTING RECORD</div> <table><tr><th>G</th><th>AB</th><th>R</th><th>H</th><th>2B</th><th>3B</th><th>HR</th><th>RBI</th><th>SB</th><th>SLG</th><th>BB</th><th>SO</th><th>AVG</th></tr><tr><td>140</td><td>536</td><td>105</td><td>166</td><td>33</td><td>1</td><td>46</td><td>118</td><td>4</td><td>.632</td><td>37</td><td>99</td><td>.310</td></tr></table> <div>CARDBOARD BASEBALL RATINGS</div> <table><tr><th>AVG</th><th>H</th><th>2B</th><th>3B</th><th>HR</th><th>RBI</th><th>SB</th></tr><tr><td>.310</td><td>166</td><td>33</td><td>1</td><td>46</td><td>11</td><td>1</td></tr></table> <div>DEFENSE RATING</div> <div>OF: </div> | G | AB | R | H | 2B | 3B | HR | RBI | SB | SLG | BB | SO | AVG | 140 | 536 | 105 | 166 | 33 | 1 | 46 | 118 | 4 | .632 | 37 | 99 | .310 | AVG | H | 2B | 3B | HR | RBI | SB | .310 | 166 | 33 | 1 | 46 | 11 | 1 |
| G | AB | R | H | 2B | 3B | HR | RBI | SB | SLG | BB | SO | AVG | | | | | | | | | | | | | | | | | | | | | | | | | | | | | | | | | | | | | | | | | | | | | | | | | | | | | | | | | | | | | | | | | | | | | |
| 91 | 356 | 52 | 95 | 16 | 2 | 13 | 56 | 8 | .433 | 21 | 50 | .267 | | | | | | | | | | | | | | | | | | | | | | | | | | | | | | | | | | | | | | | | | | | | | | | | | | | | | | | | | | | | | | | | | | | | | |
| AVG | H | 2B | 3B | HR | RBI | SB | | | | | | | | | | | | | | | | | | | | | | | | | | | | | | | | | | | | | | | | | | | | | | | | | | | | | | | | | | | | | | | | | | | | | | | | | | | |
| .267 | 95 | 16 | 2 | 13 | 5 | 1 | | | | | | | | | | | | | | | | | | | | | | | | | | | | | | | | | | | | | | | | | | | | | | | | | | | | | | | | | | | | | | | | | | | | | | | | | | | |
| G | AB | R | H | 2B | 3B | HR | RBI | SB | SLG | BB | SO | AVG | | | | | | | | | | | | | | | | | | | | | | | | | | | | | | | | | | | | | | | | | | | | | | | | | | | | | | | | | | | | | | | | | | | | | |
| 140 | 536 | 105 | 166 | 33 | 1 | 46 | 118 | 4 | .632 | 37 | 99 | .310 | | | | | | | | | | | | | | | | | | | | | | | | | | | | | | | | | | | | | | | | | | | | | | | | | | | | | | | | | | | | | | | | | | | | | |
| AVG | H | 2B | 3B | HR | RBI | SB | | | | | | | | | | | | | | | | | | | | | | | | | | | | | | | | | | | | | | | | | | | | | | | | | | | | | | | | | | | | | | | | | | | | | | | | | | | |
| .310 | 166 | 33 | 1 | 46 | 11 | 1 | | | | | | | | | | | | | | | | | | | | | | | | | | | | | | | | | | | | | | | | | | | | | | | | | | | | | | | | | | | | | | | | | | | | | | | | | | | |
| <div>164</div> <div>JERRY GOFF</div> <div>C</div> <div>HT: 6'3" WT: 205 BATS: LEFT THROWS: RIGHT</div> <div>BORN: 4-12-1964, San Rafael, CA</div> <div>1993 PITTSBURGH PIRATES BATTING RECORD</div> <table><tr><th>G</th><th>AB</th><th>R</th><th>H</th><th>2B</th><th>3B</th><th>HR</th><th>RBI</th><th>SB</th><th>SLG</th><th>BB</th><th>SO</th><th>AVG</th></tr><tr><td>14</td><td>37</td><td>5</td><td>11</td><td>2</td><td>0</td><td>2</td><td>6</td><td>0</td><td>.514</td><td>8</td><td>9</td><td>.297</td></tr></table> <div>CARDBOARD BASEBALL RATINGS</div> <table><tr><th>AVG</th><th>H</th><th>2B</th><th>3B</th><th>HR</th><th>RBI</th><th>SB</th></tr><tr><td>.297</td><td>11</td><td>2</td><td>0</td><td>2</td><td>0</td><td>1</td></tr></table> <div>DEFENSE RATING</div> | G | AB | R | H | 2B | 3B | HR | RBI | SB | SLG | BB | SO | AVG | 14 | 37 | 5 | 11 | 2 | 0 | 2 | 6 | 0 | .514 | 8 | 9 | .297 | AVG | H | 2B | 3B | HR | RBI | SB | .297 | 11 | 2 | 0 | 2 | 0 | 1 | <div>168</div> <div>LUIS GONZALEZ</div> <div>OF</div> <div>HT: 6'2" WT: 180 BATS: LEFT THROWS: RIGHT</div> <div>BORN: 9-3-1967, Tampa, FL</div> <div>1993 HOUSTON ASTROS BATTING RECORD</div> <table><tr><th>G</th><th>AB</th><th>R</th><th>H</th><th>2B</th><th>3B</th><th>HR</th><th>RBI</th><th>SB</th><th>SLG</th><th>BB</th><th>SO</th><th>AVG</th></tr><tr><td>154</td><td>540</td><td>82</td><td>162</td><td>34</td><td>3</td><td>15</td><td>72</td><td>20</td><td>.457</td><td>47</td><td>83</td><td>.300</td></tr></table> <div>CARDBOARD BASEBALL RATINGS</div> <table><tr><th>AVG</th><th>H</th><th>2B</th><th>3B</th><th>HR</th><th>RBI</th><th>SB</th></tr><tr><td>.300</td><td>162</td><td>34</td><td>3</td><td>15</td><td>7</td><td>2</td></tr></table> <div>DEFENSE RATING</div> <div>OF: </div> | G | AB | R | H | 2B | 3B | HR | RBI | SB | SLG | BB | SO | AVG | 154 | 540 | 82 | 162 | 34 | 3 | 15 | 72 | 20 | .457 | 47 | 83 | .300 | AVG | H | 2B | 3B | HR | RBI | SB | .300 | 162 | 34 | 3 | 15 | 7 | 2 |
| G | AB | R | H | 2B | 3B | HR | RBI | SB | SLG | BB | SO | AVG | | | | | | | | | | | | | | | | | | | | | | | | | | | | | | | | | | | | | | | | | | | | | | | | | | | | | | | | | | | | | | | | | | | | | |
| 14 | 37 | 5 | 11 | 2 | 0 | 2 | 6 | 0 | .514 | 8 | 9 | .297 | | | | | | | | | | | | | | | | | | | | | | | | | | | | | | | | | | | | | | | | | | | | | | | | | | | | | | | | | | | | | | | | | | | | | |
| AVG | H | 2B | 3B | HR | RBI | SB | | | | | | | | | | | | | | | | | | | | | | | | | | | | | | | | | | | | | | | | | | | | | | | | | | | | | | | | | | | | | | | | | | | | | | | | | | | |
| .297 | 11 | 2 | 0 | 2 | 0 | 1 | | | | | | | | | | | | | | | | | | | | | | | | | | | | | | | | | | | | | | | | | | | | | | | | | | | | | | | | | | | | | | | | | | | | | | | | | | | |
| G | AB | R | H | 2B | 3B | HR | RBI | SB | SLG | BB | SO | AVG | | | | | | | | | | | | | | | | | | | | | | | | | | | | | | | | | | | | | | | | | | | | | | | | | | | | | | | | | | | | | | | | | | | | | |
| 154 | 540 | 82 | 162 | 34 | 3 | 15 | 72 | 20 | .457 | 47 | 83 | .300 | | | | | | | | | | | | | | | | | | | | | | | | | | | | | | | | | | | | | | | | | | | | | | | | | | | | | | | | | | | | | | | | | | | | | |
| AVG | H | 2B | 3B | HR | RBI | SB | | | | | | | | | | | | | | | | | | | | | | | | | | | | | | | | | | | | | | | | | | | | | | | | | | | | | | | | | | | | | | | | | | | | | | | | | | | |
| .300 | 162 | 34 | 3 | 15 | 7 | 2 | | | | | | | | | | | | | | | | | | | | | | | | | | | | | | | | | | | | | | | | | | | | | | | | | | | | | | | | | | | | | | | | | | | | | | | | | | | |















| | | | | | | | | | | | | | | | | | | | | | | | | | | | | | | | | | | | | | | | | | | | | | | | | | | | | | | | | | | | | | | | | | | | | | | | | | | | | | | | | | | | | | | | | | | | | | | | | | | | | | | | | | |
|---|-----|-----|-----|----|-----|----|-----|----|------|----|----|------|---|----|---|---|----|----|----|-----|----|-----|----|----|-----|-----|-----|----|-----|----|---|----|----|---|------|----|----|------|-----|---|----|----|----|-----|----|------|-----|----|---|----|---|---|--|--|--|--|--|--|--|--|--|--|--|--|--|---|----|---|---|----|----|----|-----|----|-----|----|----|-----|-----|-----|-----|-----|----|---|----|-----|----|------|----|----|------|-----|---|----|----|----|-----|----|------|-----|----|---|----|----|---|
| <div>169</div> <div>RENE GONZALES</div> <div>3B-1B</div> <div>HT: 6'3" WT: 180 BATS: RIGHT THROWS: RIGHT</div> <div>BORN: 9-3-1960, Austin, TX</div> <div>1993 CALIFORNIA ANGELS BATTING RECORD</div> <table><tr><td>G</td><td>AB</td><td>R</td><td>H</td><td>2B</td><td>3B</td><td>HR</td><td>RBI</td><td>SB</td><td>SLG</td><td>BB</td><td>SO</td><td>AVG</td></tr><tr><td>118</td><td>335</td><td>34</td><td>84</td><td>17</td><td>0</td><td>2</td><td>31</td><td>5</td><td>.319</td><td>49</td><td>45</td><td>.251</td></tr></table> <div>CARDBOARD BASEBALL RATINGS</div> <table><tr><td>AVG</td><td>H</td><td>2B</td><td>3B</td><td>HR</td><td>RBI</td><td>SB</td></tr><tr><td>.251</td><td>84</td><td>17</td><td>0</td><td>2</td><td>3</td><td>1</td></tr></table> <div>DEFENSE RATING</div> <div>3B: 1B: </div> | | | | | | | | | | | | | G | AB | R | H | 2B | 3B | HR | RBI | SB | SLG | BB | SO | AVG | 118 | 335 | 34 | 84 | 17 | 0 | 2 | 31 | 5 | .319 | 49 | 45 | .251 | AVG | H | 2B | 3B | HR | RBI | SB | .251 | 84 | 17 | 0 | 2 | 3 | 1 | <div>173</div> <div>WILLIE GREENE</div> <div>SS-3B</div> <div>HT: 5'11" WT: 180 BATS: LEFT THROWS: RIGHT</div> <div>BORN: 9-23-1971, Milledgeville, GA</div> <div>1993 CINCINNATI REDS BATTING RECORD</div> <table><tr><td>G</td><td>AB</td><td>R</td><td>H</td><td>2B</td><td>3B</td><td>HR</td><td>RBI</td><td>SB</td><td>SLG</td><td>BB</td><td>SO</td><td>AVG</td></tr><tr><td>15</td><td>50</td><td>7</td><td>8</td><td>1</td><td>1</td><td>2</td><td>5</td><td>0</td><td>.340</td><td>2</td><td>19</td><td>.160</td></tr></table> <div>CARDBOARD BASEBALL RATINGS</div> <table><tr><td>AVG</td><td>H</td><td>2B</td><td>3B</td><td>HR</td><td>RBI</td><td>SB</td></tr><tr><td>.160</td><td>8</td><td>1</td><td>1</td><td>2</td><td>0</td><td>1</td></tr></table> <div>DEFENSE RATING</div> <div>SS: 3B: </div> | | | | | | | | | | | | | G | AB | R | H | 2B | 3B | HR | RBI | SB | SLG | BB | SO | AVG | 15 | 50 | 7 | 8 | 1 | 1 | 2 | 5 | 0 | .340 | 2 | 19 | .160 | AVG | H | 2B | 3B | HR | RBI | SB | .160 | 8 | 1 | 1 | 2 | 0 | 1 |
| G | AB | R | H | 2B | 3B | HR | RBI | SB | SLG | BB | SO | AVG | | | | | | | | | | | | | | | | | | | | | | | | | | | | | | | | | | | | | | | | | | | | | | | | | | | | | | | | | | | | | | | | | | | | | | | | | | | | | | | | | | | | | | | | | | | | | |
| 118 | 335 | 34 | 84 | 17 | 0 | 2 | 31 | 5 | .319 | 49 | 45 | .251 | | | | | | | | | | | | | | | | | | | | | | | | | | | | | | | | | | | | | | | | | | | | | | | | | | | | | | | | | | | | | | | | | | | | | | | | | | | | | | | | | | | | | | | | | | | | | |
| AVG | H | 2B | 3B | HR | RBI | SB | | | | | | | | | | | | | | | | | | | | | | | | | | | | | | | | | | | | | | | | | | | | | | | | | | | | | | | | | | | | | | | | | | | | | | | | | | | | | | | | | | | | | | | | | | | | | | | | | | | |
| .251 | 84 | 17 | 0 | 2 | 3 | 1 | | | | | | | | | | | | | | | | | | | | | | | | | | | | | | | | | | | | | | | | | | | | | | | | | | | | | | | | | | | | | | | | | | | | | | | | | | | | | | | | | | | | | | | | | | | | | | | | | | | |
| G | AB | R | H | 2B | 3B | HR | RBI | SB | SLG | BB | SO | AVG | | | | | | | | | | | | | | | | | | | | | | | | | | | | | | | | | | | | | | | | | | | | | | | | | | | | | | | | | | | | | | | | | | | | | | | | | | | | | | | | | | | | | | | | | | | | | |
| 15 | 50 | 7 | 8 | 1 | 1 | 2 | 5 | 0 | .340 | 2 | 19 | .160 | | | | | | | | | | | | | | | | | | | | | | | | | | | | | | | | | | | | | | | | | | | | | | | | | | | | | | | | | | | | | | | | | | | | | | | | | | | | | | | | | | | | | | | | | | | | | |
| AVG | H | 2B | 3B | HR | RBI | SB | | | | | | | | | | | | | | | | | | | | | | | | | | | | | | | | | | | | | | | | | | | | | | | | | | | | | | | | | | | | | | | | | | | | | | | | | | | | | | | | | | | | | | | | | | | | | | | | | | | |
| .160 | 8 | 1 | 1 | 2 | 0 | 1 | | | | | | | | | | | | | | | | | | | | | | | | | | | | | | | | | | | | | | | | | | | | | | | | | | | | | | | | | | | | | | | | | | | | | | | | | | | | | | | | | | | | | | | | | | | | | | | | | | | |
| <div>170</div> <div>MARK GRACE</div> <div>1B</div> <div>HT: 6'2" WT: 190 BATS: LEFT THROWS: LEFT</div> <div>BORN: 6-28-1964, Winston-Salem, NC</div> <div>1993 CHICAGO CUBS BATTING RECORD</div> <table><tr><td>G</td><td>AB</td><td>R</td><td>H</td><td>2B</td><td>3B</td><td>HR</td><td>RBI</td><td>SB</td><td>SLG</td><td>BB</td><td>SO</td><td>AVG</td></tr><tr><td>155</td><td>594</td><td>86</td><td>193</td><td>39</td><td>4</td><td>14</td><td>98</td><td>8</td><td>.475</td><td>71</td><td>32</td><td>.325</td></tr></table> <div>CARDBOARD BASEBALL RATINGS</div> <table><tr><td>AVG</td><td>H</td><td>2B</td><td>3B</td><td>HR</td><td>RBI</td><td>SB</td></tr><tr><td>.325</td><td>193</td><td>39</td><td>4</td><td>14</td><td>9</td><td>1</td></tr></table> <div>DEFENSE RATING</div> <div>1B: </div> | | | | | | | | | | | | | G | AB | R | H | 2B | 3B | HR | RBI | SB | SLG | BB | SO | AVG | 155 | 594 | 86 | 193 | 39 | 4 | 14 | 98 | 8 | .475 | 71 | 32 | .325 | AVG | H | 2B | 3B | HR | RBI | SB | .325 | 193 | 39 | 4 | 14 | 9 | 1 | <div>174</div> <div>ALFREDO GRIFFIN</div> <div>SS-2B-3B</div> <div>HT: 5'11" WT: 160 BATS: BOTH THROWS: RIGHT</div> <div>BORN: 10-6-1957, Santo Domingo, D.R.</div> <div>1993 TORONTO BLUE JAYS BATTING RECORD</div> <table><tr><td>G</td><td>AB</td><td>R</td><td>H</td><td>2B</td><td>3B</td><td>HR</td><td>RBI</td><td>SB</td><td>SLG</td><td>BB</td><td>SO</td><td>AVG</td></tr><tr><td>46</td><td>95</td><td>15</td><td>20</td><td>3</td><td>0</td><td>0</td><td>3</td><td>0</td><td>.242</td><td>3</td><td>13</td><td>.211</td></tr></table> <div>CARDBOARD BASEBALL RATINGS</div> <table><tr><td>AVG</td><td>H</td><td>2B</td><td>3B</td><td>HR</td><td>RBI</td><td>SB</td></tr><tr><td>.211</td><td>20</td><td>3</td><td>0</td><td>0</td><td>0</td><td>1</td></tr></table> <div>DEFENSE RATING</div> <div>SS: 2B: 3B: </div> | | | | | | | | | | | | | G | AB | R | H | 2B | 3B | HR | RBI | SB | SLG | BB | SO | AVG | 46 | 95 | 15 | 20 | 3 | 0 | 0 | 3 | 0 | .242 | 3 | 13 | .211 | AVG | H | 2B | 3B | HR | RBI | SB | .211 | 20 | 3 | 0 | 0 | 0 | 1 |
| G | AB | R | H | 2B | 3B | HR | RBI | SB | SLG | BB | SO | AVG | | | | | | | | | | | | | | | | | | | | | | | | | | | | | | | | | | | | | | | | | | | | | | | | | | | | | | | | | | | | | | | | | | | | | | | | | | | | | | | | | | | | | | | | | | | | | |
| 155 | 594 | 86 | 193 | 39 | 4 | 14 | 98 | 8 | .475 | 71 | 32 | .325 | | | | | | | | | | | | | | | | | | | | | | | | | | | | | | | | | | | | | | | | | | | | | | | | | | | | | | | | | | | | | | | | | | | | | | | | | | | | | | | | | | | | | | | | | | | | | |
| AVG | H | 2B | 3B | HR | RBI | SB | | | | | | | | | | | | | | | | | | | | | | | | | | | | | | | | | | | | | | | | | | | | | | | | | | | | | | | | | | | | | | | | | | | | | | | | | | | | | | | | | | | | | | | | | | | | | | | | | | | |
| .325 | 193 | 39 | 4 | 14 | 9 | 1 | | | | | | | | | | | | | | | | | | | | | | | | | | | | | | | | | | | | | | | | | | | | | | | | | | | | | | | | | | | | | | | | | | | | | | | | | | | | | | | | | | | | | | | | | | | | | | | | | | | |
| G | AB | R | H | 2B | 3B | HR | RBI | SB | SLG | BB | SO | AVG | | | | | | | | | | | | | | | | | | | | | | | | | | | | | | | | | | | | | | | | | | | | | | | | | | | | | | | | | | | | | | | | | | | | | | | | | | | | | | | | | | | | | | | | | | | | | |
| 46 | 95 | 15 | 20 | 3 | 0 | 0 | 3 | 0 | .242 | 3 | 13 | .211 | | | | | | | | | | | | | | | | | | | | | | | | | | | | | | | | | | | | | | | | | | | | | | | | | | | | | | | | | | | | | | | | | | | | | | | | | | | | | | | | | | | | | | | | | | | | | |
| AVG | H | 2B | 3B | HR | RBI | SB | | | | | | | | | | | | | | | | | | | | | | | | | | | | | | | | | | | | | | | | | | | | | | | | | | | | | | | | | | | | | | | | | | | | | | | | | | | | | | | | | | | | | | | | | | | | | | | | | | | |
| .211 | 20 | 3 | 0 | 0 | 0 | 1 | | | | | | | | | | | | | | | | | | | | | | | | | | | | | | | | | | | | | | | | | | | | | | | | | | | | | | | | | | | | | | | | | | | | | | | | | | | | | | | | | | | | | | | | | | | | | | | | | | | |
| <div>171</div> <div>CRAIG GREBECK</div> <div>SS-2B-3B</div> <div>HT: 5'8" WT: 160 BATS: RIGHT THROWS: RIGHT</div> <div>BORN: 12-29-1964, Johnstown, PA</div> <div>1993 CHICAGO WHITE SOX BATTING RECORD</div> <table><tr><td>G</td><td>AB</td><td>R</td><td>H</td><td>2B</td><td>3B</td><td>HR</td><td>RBI</td><td>SB</td><td>SLG</td><td>BB</td><td>SO</td><td>AVG</td></tr><tr><td>72</td><td>190</td><td>25</td><td>43</td><td>5</td><td>0</td><td>1</td><td>12</td><td>1</td><td>.268</td><td>26</td><td>26</td><td>.226</td></tr></table> <div>CARDBOARD BASEBALL RATINGS</div> <table><tr><td>AVG</td><td>H</td><td>2B</td><td>3B</td><td>HR</td><td>RBI</td><td>SB</td></tr><tr><td>.226</td><td>43</td><td>5</td><td>0</td><td>1</td><td>1</td><td>1</td></tr></table> <div>DEFENSE RATING</div> <div>SS: 2B: 3B: </div> | | | | | | | | | | | | | G | AB | R | H | 2B | 3B | HR | RBI | SB | SLG | BB | SO | AVG | 72 | 190 | 25 | 43 | 5 | 0 | 1 | 12 | 1 | .268 | 26 | 26 | .226 | AVG | H | 2B | 3B | HR | RBI | SB | .226 | 43 | 5 | 0 | 1 | 1 | 1 | <div>175</div> <div>KEN GRIFFEY</div> <div>OF</div> <div>HT: 6'2" WT: 230 BATS: LEFT THROWS: LEFT</div> <div>BORN: 11-21-1969, Donora, PA</div> <div>1993 SEATTLE MARINERS BATTING RECORD</div> <table><tr><td>G</td><td>AB</td><td>R</td><td>H</td><td>2B</td><td>3B</td><td>HR</td><td>RBI</td><td>SB</td><td>SLG</td><td>BB</td><td>SO</td><td>AVG</td></tr><tr><td>156</td><td>582</td><td>113</td><td>180</td><td>38</td><td>3</td><td>45</td><td>109</td><td>17</td><td>.617</td><td>96</td><td>91</td><td>.309</td></tr></table> <div>CARDBOARD BASEBALL RATINGS</div> <table><tr><td>AVG</td><td>H</td><td>2B</td><td>3B</td><td>HR</td><td>RBI</td><td>SB</td></tr><tr><td>.309</td><td>180</td><td>38</td><td>3</td><td>45</td><td>10</td><td>2</td></tr></table> <div>DEFENSE RATING</div> <div>OF: </div> | | | | | | | | | | | | | G | AB | R | H | 2B | 3B | HR | RBI | SB | SLG | BB | SO | AVG | 156 | 582 | 113 | 180 | 38 | 3 | 45 | 109 | 17 | .617 | 96 | 91 | .309 | AVG | H | 2B | 3B | HR | RBI | SB | .309 | 180 | 38 | 3 | 45 | 10 | 2 |
| G | AB | R | H | 2B | 3B | HR | RBI | SB | SLG | BB | SO | AVG | | | | | | | | | | | | | | | | | | | | | | | | | | | | | | | | | | | | | | | | | | | | | | | | | | | | | | | | | | | | | | | | | | | | | | | | | | | | | | | | | | | | | | | | | | | | | |
| 72 | 190 | 25 | 43 | 5 | 0 | 1 | 12 | 1 | .268 | 26 | 26 | .226 | | | | | | | | | | | | | | | | | | | | | | | | | | | | | | | | | | | | | | | | | | | | | | | | | | | | | | | | | | | | | | | | | | | | | | | | | | | | | | | | | | | | | | | | | | | | | |
| AVG | H | 2B | 3B | HR | RBI | SB | | | | | | | | | | | | | | | | | | | | | | | | | | | | | | | | | | | | | | | | | | | | | | | | | | | | | | | | | | | | | | | | | | | | | | | | | | | | | | | | | | | | | | | | | | | | | | | | | | | |
| .226 | 43 | 5 | 0 | 1 | 1 | 1 | | | | | | | | | | | | | | | | | | | | | | | | | | | | | | | | | | | | | | | | | | | | | | | | | | | | | | | | | | | | | | | | | | | | | | | | | | | | | | | | | | | | | | | | | | | | | | | | | | | |
| G | AB | R | H | 2B | 3B | HR | RBI | SB | SLG | BB | SO | AVG | | | | | | | | | | | | | | | | | | | | | | | | | | | | | | | | | | | | | | | | | | | | | | | | | | | | | | | | | | | | | | | | | | | | | | | | | | | | | | | | | | | | | | | | | | | | | |
| 156 | 582 | 113 | 180 | 38 | 3 | 45 | 109 | 17 | .617 | 96 | 91 | .309 | | | | | | | | | | | | | | | | | | | | | | | | | | | | | | | | | | | | | | | | | | | | | | | | | | | | | | | | | | | | | | | | | | | | | | | | | | | | | | | | | | | | | | | | | | | | | |
| AVG | H | 2B | 3B | HR | RBI | SB | | | | | | | | | | | | | | | | | | | | | | | | | | | | | | | | | | | | | | | | | | | | | | | | | | | | | | | | | | | | | | | | | | | | | | | | | | | | | | | | | | | | | | | | | | | | | | | | | | | |
| .309 | 180 | 38 | 3 | 45 | 10 | 2 | | | | | | | | | | | | | | | | | | | | | | | | | | | | | | | | | | | | | | | | | | | | | | | | | | | | | | | | | | | | | | | | | | | | | | | | | | | | | | | | | | | | | | | | | | | | | | | | | | | |
| <div>172</div> <div>MIKE GREENWELL</div> <div>OF</div> <div>HT: 6'0" WT: 170 BATS: LEFT THROWS: RIGHT</div> <div>BORN: 7-18-1963, Louisville, KY</div> <div>1993 BOSTON RED SOX BATTING RECORD</div> <table><tr><td>G</td><td>AB</td><td>R</td><td>H</td><td>2B</td><td>3B</td><td>HR</td><td>RBI</td><td>SB</td><td>SLG</td><td>BB</td><td>SO</td><td>AVG</td></tr><tr><td>146</td><td>540</td><td>77</td><td>170</td><td>38</td><td>6</td><td>13</td><td>72</td><td>5</td><td>.480</td><td>54</td><td>46</td><td>.315</td></tr></table> <div>CARDBOARD BASEBALL RATINGS</div> <table><tr><td>AVG</td><td>H</td><td>2B</td><td>3B</td><td>HR</td><td>RBI</td><td>SB</td></tr><tr><td>.315</td><td>170</td><td>38</td><td>6</td><td>13</td><td>7</td><td>1</td></tr></table> <div>DEFENSE RATING</div> <div>OF: </div> | | | | | | | | | | | | | G | AB | R | H | 2B | 3B | HR | RBI | SB | SLG | BB | SO | AVG | 146 | 540 | 77 | 170 | 38 | 6 | 13 | 72 | 5 | .480 | 54 | 46 | .315 | AVG | H | 2B | 3B | HR | RBI | SB | .315 | 170 | 38 | 6 | 13 | 7 | 1 | <div>176</div> <div>MARQUIS GRISSOM</div> <div>OF</div> <div>HT: 5'11" WT: 190 BATS: RIGHT THROWS: RIGHT</div> <div>BORN: 4-17-1967, Atlanta, GA</div> <div>1993 MONTREAL EXPOS BATTING RECORD</div> <table><tr><td>G</td><td>AB</td><td>R</td><td>H</td><td>2B</td><td>3B</td><td>HR</td><td>RBI</td><td>SB</td><td>SLG</td><td>BB</td><td>SO</td><td>AVG</td></tr><tr><td>157</td><td>630</td><td>104</td><td>188</td><td>27</td><td>2</td><td>19</td><td>95</td><td>53</td><td>.438</td><td>52</td><td>76</td><td>.298</td></tr></table> <div>CARDBOARD BASEBALL RATINGS</div> <table><tr><td>AVG</td><td>H</td><td>2B</td><td>3B</td><td>HR</td><td>RBI</td><td>SB</td></tr><tr><td>.298</td><td>188</td><td>27</td><td>2</td><td>19</td><td>9</td><td>5</td></tr></table> <div>DEFENSE RATING</div> <div>OF: </div> | | | | | | | | | | | | | G | AB | R | H | 2B | 3B | HR | RBI | SB | SLG | BB | SO | AVG | 157 | 630 | 104 | 188 | 27 | 2 | 19 | 95 | 53 | .438 | 52 | 76 | .298 | AVG | H | 2B | 3B | HR | RBI | SB | .298 | 188 | 27 | 2 | 19 | 9 | 5 |
| G | AB | R | H | 2B | 3B | HR | RBI | SB | SLG | BB | SO | AVG | | | | | | | | | | | | | | | | | | | | | | | | | | | | | | | | | | | | | | | | | | | | | | | | | | | | | | | | | | | | | | | | | | | | | | | | | | | | | | | | | | | | | | | | | | | | | |
| 146 | 540 | 77 | 170 | 38 | 6 | 13 | 72 | 5 | .480 | 54 | 46 | .315 | | | | | | | | | | | | | | | | | | | | | | | | | | | | | | | | | | | | | | | | | | | | | | | | | | | | | | | | | | | | | | | | | | | | | | | | | | | | | | | | | | | | | | | | | | | | | |
| AVG | H | 2B | 3B | HR | RBI | SB | | | | | | | | | | | | | | | | | | | | | | | | | | | | | | | | | | | | | | | | | | | | | | | | | | | | | | | | | | | | | | | | | | | | | | | | | | | | | | | | | | | | | | | | | | | | | | | | | | | |
| .315 | 170 | 38 | 6 | 13 | 7 | 1 | | | | | | | | | | | | | | | | | | | | | | | | | | | | | | | | | | | | | | | | | | | | | | | | | | | | | | | | | | | | | | | | | | | | | | | | | | | | | | | | | | | | | | | | | | | | | | | | | | | |
| G | AB | R | H | 2B | 3B | HR | RBI | SB | SLG | BB | SO | AVG | | | | | | | | | | | | | | | | | | | | | | | | | | | | | | | | | | | | | | | | | | | | | | | | | | | | | | | | | | | | | | | | | | | | | | | | | | | | | | | | | | | | | | | | | | | | | |
| 157 | 630 | 104 | 188 | 27 | 2 | 19 | 95 | 53 | .438 | 52 | 76 | .298 | | | | | | | | | | | | | | | | | | | | | | | | | | | | | | | | | | | | | | | | | | | | | | | | | | | | | | | | | | | | | | | | | | | | | | | | | | | | | | | | | | | | | | | | | | | | | |
| AVG | H | 2B | 3B | HR | RBI | SB | | | | | | | | | | | | | | | | | | | | | | | | | | | | | | | | | | | | | | | | | | | | | | | | | | | | | | | | | | | | | | | | | | | | | | | | | | | | | | | | | | | | | | | | | | | | | | | | | | | |
| .298 | 188 | 27 | 2 | 19 | 9 | 5 | | | | | | | | | | | | | | | | | | | | | | | | | | | | | | | | | | | | | | | | | | | | | | | | | | | | | | | | | | | | | | | | | | | | | | | | | | | | | | | | | | | | | | | | | | | | | | | | | | | |


| | | | | | | | | | | | | | | | | | | | | | | | | | |
|---|--------------|----|--|---|------------|----|--|----|------|----|----|------|-----|------|-----|-----|----|----|-----|-----|----|------|----|----|------|
| 177 | KELLY GRUBER | 3B | HT: 6'0" WT: 180 BATS: RIGHT THROWS: RIGHT BORN: 2-26-1962, Houston, TX | 181 | TONY GWYNN | OF | HT: 5'11" WT: 185 BATS: LEFT THROWS: LEFT BORN: 5-9-1960, Los Angeles, CA | | | | | | | | | | | | | | | | | | |
| 1993 CALIFORNIA ANGELS BATTING RECORD | | | | 1993 SAN DIEGO PADRES BATTING RECORD | | | | | | | | | | | | | | | | | | | | | |
| G | AB | R | H | 2B | 3B | HR | RBI | SB | SLG | BB | SO | AVG | G | AB | R | H | 2B | 3B | HR | RBI | SB | SLG | BB | SO | AVG |
| 18 | 65 | 10 | 18 | 3 | 0 | 3 | 9 | 0 | .462 | 2 | 11 | .277 | 122 | 489 | 70 | 175 | 41 | 3 | 7 | 59 | 14 | .497 | 36 | 19 | .358 |
| CARDBOARD BASEBALL RATINGS | | | | CARDBOARD BASEBALL RATINGS | | | | | | | | | | | | | | | | | | | | | |
| AVG | H | 2B | 3B | HR | RBI | SB | | | | | | | | AVG | H | 2B | 3B | HR | RBI | SB | | | | | |
| .277 | 18 | 3 | 0 | 3 | 0 | 1 | | | | | | | | .358 | 175 | 41 | 3 | 7 | 5 | 1 | | | | | |
| DEFENSE RATING | | | | DEFENSE RATING | | | | | | | | | | | | | | | | | | | | | |
| 3B:    | | | | OF:   | | | | | | | | | | | | | | | | | | | | | |



| | | | | | | | | | | | | | | | | | | | | | | | | | |
|---|---------------|----|---|---|-----------|-------|---|----|------|----|----|------|----|------|----|----|----|----|-----|-----|----|------|----|----|------|
| 178 | OZZIE GUILLEN | SS | HT: 5'11" WT: 150 BATS: LEFT THROWS: RIGHT BORN: 1-20-1964, Ocumare Del Tuy, Venezuela | 182 | CHIP HALE | 3B-2B | HT: 5'11" WT: 180 BATS: LEFT THROWS: RIGHT BORN: 12-2-1964, San Jose, CA | | | | | | | | | | | | | | | | | | |
| 1993 CHICAGO WHITE SOX BATTING RECORD | | | | 1993 MINNESOTA TWINS BATTING RECORD | | | | | | | | | | | | | | | | | | | | | |
| G | AB | R | H | 2B | 3B | HR | RBI | SB | SLG | BB | SO | AVG | G | AB | R | H | 2B | 3B | HR | RBI | SB | SLG | BB | SO | AVG |
| 134 | 457 | 44 | 128 | 23 | 4 | 4 | 50 | 5 | .374 | 10 | 41 | .280 | 69 | 186 | 25 | 62 | 6 | 1 | 3 | 27 | 2 | .425 | 18 | 17 | .333 |
| CARDBOARD BASEBALL RATINGS | | | | CARDBOARD BASEBALL RATINGS | | | | | | | | | | | | | | | | | | | | | |
| AVG | H | 2B | 3B | HR | RBI | SB | | | | | | | | AVG | H | 2B | 3B | HR | RBI | SB | | | | | |
| .280 | 128 | 23 | 4 | 4 | 5 | 1 | | | | | | | | .333 | 62 | 6 | 1 | 3 | 2 | 1 | | | | | |
| DEFENSE RATING | | | | DEFENSE RATING | | | | | | | | | | | | | | | | | | | | | |
| SS:   | | | | 3B:   2B:    | | | | | | | | | | | | | | | | | | | | | |




| | | | | | | | | | | | | | | | | | | | | | | | | | |
|---|-----------------|-------|--|--|-------------|----|---|----|------|----|----|------|----|------|----|----|----|----|-----|-----|----|------|----|----|------|
| 179 | RICKY GUTIERREZ | SS-2B | HT: 6'1" WT: 175 BATS: RIGHT THROWS: RIGHT BORN: 5-23-1970, Miami, FL | 183 | BOB HAMELIN | 1B | HT: 6'1" WT: 240 BATS: LEFT THROWS: LEFT BORN: 11-29-1967, Elizabeth, NJ | | | | | | | | | | | | | | | | | | |
| 1993 SAN DIEGO PADRES BATTING RECORD | | | | 1993 KANSAS CITY ROYALS BATTING RECORD | | | | | | | | | | | | | | | | | | | | | |
| G | AB | R | H | 2B | 3B | HR | RBI | SB | SLG | BB | SO | AVG | G | AB | R | H | 2B | 3B | HR | RBI | SB | SLG | BB | SO | AVG |
| 133 | 438 | 76 | 110 | 10 | 5 | 5 | 26 | 4 | .331 | 50 | 97 | .251 | 16 | 49 | 2 | 11 | 3 | 0 | 2 | 5 | 0 | .408 | 6 | 15 | .224 |
| CARDBOARD BASEBALL RATINGS | | | | CARDBOARD BASEBALL RATINGS | | | | | | | | | | | | | | | | | | | | | |
| AVG | H | 2B | 3B | HR | RBI | SB | | | | | | | | AVG | H | 2B | 3B | HR | RBI | SB | | | | | |
| .251 | 110 | 10 | 5 | 5 | 2 | 1 | | | | | | | | .224 | 11 | 3 | 0 | 2 | 0 | 1 | | | | | |
| DEFENSE RATING | | | | DEFENSE RATING | | | | | | | | | | | | | | | | | | | | | |
| SS:   2B:    | | | | 1B:    | | | | | | | | | | | | | | | | | | | | | |

| | | | | | | | | | | | | | | | | | | | | | | | | | |
|---|-------------|----|---|--|-----------------|----|---|----|------|----|----|------|-----|------|-----|-----|----|----|-----|-----|----|------|----|----|------|
| 180 | CHRIS GWYNN | OF | HT: 6'0" WT: 200 BATS: LEFT THROWS: LEFT BORN: 10-13-1964, Los Angeles, CA | 184 | DARRYL HAMILTON | OF | HT: 6'1" WT: 180 BATS: LEFT THROWS: RIGHT BORN: 12-3-1964, Baton Rouge, LA | | | | | | | | | | | | | | | | | | |
| 1993 KANSAS CITY ROYALS BATTING RECORD | | | | 1993 MILWAUKEE BREWERS BATTING RECORD | | | | | | | | | | | | | | | | | | | | | |
| G | AB | R | H | 2B | 3B | HR | RBI | SB | SLG | BB | SO | AVG | G | AB | R | H | 2B | 3B | HR | RBI | SB | SLG | BB | SO | AVG |
| 103 | 287 | 36 | 86 | 14 | 4 | 1 | 25 | 0 | .387 | 24 | 34 | .300 | 135 | 520 | 74 | 161 | 21 | 1 | 9 | 48 | 21 | .406 | 45 | 62 | .310 |
| CARDBOARD BASEBALL RATINGS | | | | CARDBOARD BASEBALL RATINGS | | | | | | | | | | | | | | | | | | | | | |
| AVG | H | 2B | 3B | HR | RBI | SB | | | | | | | | AVG | H | 2B | 3B | HR | RBI | SB | | | | | |
| .300 | 86 | 14 | 4 | 1 | 2 | 1 | | | | | | | | .310 | 161 | 21 | 1 | 9 | 4 | 2 | | | | | |
| DEFENSE RATING | | | | DEFENSE RATING | | | | | | | | | | | | | | | | | | | | | |
| OF:   | | | | OF:    | | | | | | | | | | | | | | | | | | | | | |



| | | | | | | | | | | | | | | | | | | | | | | | | | | | | | | | | | | | | | | | | | | | | | | | | | | | | | | | | | | | | | | | | | | | | | | | | | | | | | | | | | | | | | | | | | | | | | | | | | | | | | | | | | |
|---|-----|----|-----|----|-----|----|-----|----|------|----|----|------|---|----|---|---|----|----|----|-----|----|-----|----|----|-----|-----|-----|----|-----|----|---|----|----|---|------|----|----|------|-----|---|----|----|----|-----|----|------|-----|----|---|----|---|---|---|--|--|--|--|--|--|--|--|--|--|--|--|---|----|---|---|----|----|----|-----|----|-----|----|----|-----|-----|-----|----|-----|----|---|----|----|----|------|----|----|------|-----|---|----|----|----|-----|----|------|-----|----|---|----|---|---|
| <div>185</div> <div>JEFFREY HAMMONDS</div> <div>OF</div> <div>HT: 6'0" WT: 195 BATS: RIGHT THROWS: RIGHT BORN: 3-5-1971, Plainfield, NJ</div> <div>1993 BALTIMORE ORIOLES BATTING RECORD</div> <table><tr><td>G</td><td>AB</td><td>R</td><td>H</td><td>2B</td><td>3B</td><td>HR</td><td>RBI</td><td>SB</td><td>SLG</td><td>BB</td><td>SO</td><td>AVG</td></tr><tr><td>33</td><td>105</td><td>10</td><td>32</td><td>8</td><td>0</td><td>3</td><td>19</td><td>4</td><td>.467</td><td>2</td><td>16</td><td>.305</td></tr></table> <div>CARDBOARD BASEBALL RATINGS</div> <table><tr><td>AVG</td><td>H</td><td>2B</td><td>3B</td><td>HR</td><td>RBI</td><td>SB</td></tr><tr><td>.305</td><td>32</td><td>8</td><td>0</td><td>3</td><td>1</td><td>1</td></tr></table> <div>DEFENSE RATING</div> <div>OF:  </div> | | | | | | | | | | | | | G | AB | R | H | 2B | 3B | HR | RBI | SB | SLG | BB | SO | AVG | 33 | 105 | 10 | 32 | 8 | 0 | 3 | 19 | 4 | .467 | 2 | 16 | .305 | AVG | H | 2B | 3B | HR | RBI | SB | .305 | 32 | 8 | 0 | 3 | 1 | 1 | <div>189</div> <div>LENNY HARRIS</div> <div>2B-3B</div> <div>HT: 5'10" WT: 195 BATS: LEFT THROWS: RIGHT BORN: 10-28-1964, Miami, FL</div> <div>1993 LOS ANGELES DODGERS BATTING RECORD</div> <table><tr><td>G</td><td>AB</td><td>R</td><td>H</td><td>2B</td><td>3B</td><td>HR</td><td>RBI</td><td>SB</td><td>SLG</td><td>BB</td><td>SO</td><td>AVG</td></tr><tr><td>107</td><td>160</td><td>20</td><td>38</td><td>6</td><td>1</td><td>2</td><td>11</td><td>3</td><td>.325</td><td>15</td><td>15</td><td>.238</td></tr></table> <div>CARDBOARD BASEBALL RATINGS</div> <table><tr><td>AVG</td><td>H</td><td>2B</td><td>3B</td><td>HR</td><td>RBI</td><td>SB</td></tr><tr><td>.238</td><td>38</td><td>6</td><td>1</td><td>2</td><td>1</td><td>1</td></tr></table> <div>DEFENSE RATING</div> <div>2B:    3B: </div> | | | | | | | | | | | | | G | AB | R | H | 2B | 3B | HR | RBI | SB | SLG | BB | SO | AVG | 107 | 160 | 20 | 38 | 6 | 1 | 2 | 11 | 3 | .325 | 15 | 15 | .238 | AVG | H | 2B | 3B | HR | RBI | SB | .238 | 38 | 6 | 1 | 2 | 1 | 1 |
| G | AB | R | H | 2B | 3B | HR | RBI | SB | SLG | BB | SO | AVG | | | | | | | | | | | | | | | | | | | | | | | | | | | | | | | | | | | | | | | | | | | | | | | | | | | | | | | | | | | | | | | | | | | | | | | | | | | | | | | | | | | | | | | | | | | | | |
| 33 | 105 | 10 | 32 | 8 | 0 | 3 | 19 | 4 | .467 | 2 | 16 | .305 | | | | | | | | | | | | | | | | | | | | | | | | | | | | | | | | | | | | | | | | | | | | | | | | | | | | | | | | | | | | | | | | | | | | | | | | | | | | | | | | | | | | | | | | | | | | | |
| AVG | H | 2B | 3B | HR | RBI | SB | | | | | | | | | | | | | | | | | | | | | | | | | | | | | | | | | | | | | | | | | | | | | | | | | | | | | | | | | | | | | | | | | | | | | | | | | | | | | | | | | | | | | | | | | | | | | | | | | | | |
| .305 | 32 | 8 | 0 | 3 | 1 | 1 | | | | | | | | | | | | | | | | | | | | | | | | | | | | | | | | | | | | | | | | | | | | | | | | | | | | | | | | | | | | | | | | | | | | | | | | | | | | | | | | | | | | | | | | | | | | | | | | | | | |
| G | AB | R | H | 2B | 3B | HR | RBI | SB | SLG | BB | SO | AVG | | | | | | | | | | | | | | | | | | | | | | | | | | | | | | | | | | | | | | | | | | | | | | | | | | | | | | | | | | | | | | | | | | | | | | | | | | | | | | | | | | | | | | | | | | | | | |
| 107 | 160 | 20 | 38 | 6 | 1 | 2 | 11 | 3 | .325 | 15 | 15 | .238 | | | | | | | | | | | | | | | | | | | | | | | | | | | | | | | | | | | | | | | | | | | | | | | | | | | | | | | | | | | | | | | | | | | | | | | | | | | | | | | | | | | | | | | | | | | | | |
| AVG | H | 2B | 3B | HR | RBI | SB | | | | | | | | | | | | | | | | | | | | | | | | | | | | | | | | | | | | | | | | | | | | | | | | | | | | | | | | | | | | | | | | | | | | | | | | | | | | | | | | | | | | | | | | | | | | | | | | | | | |
| .238 | 38 | 6 | 1 | 2 | 1 | 1 | | | | | | | | | | | | | | | | | | | | | | | | | | | | | | | | | | | | | | | | | | | | | | | | | | | | | | | | | | | | | | | | | | | | | | | | | | | | | | | | | | | | | | | | | | | | | | | | | | | |
| <div>186</div> <div>DAVE HANSEN</div> <div>3B</div> <div>HT: 6'0" WT: 180 BATS: LEFT THROWS: RIGHT BORN: 11-24-1968, Long Beach, CA</div> <div>1993 LOS ANGELES DODGERS BATTING RECORD</div> <table><tr><td>G</td><td>AB</td><td>R</td><td>H</td><td>2B</td><td>3B</td><td>HR</td><td>RBI</td><td>SB</td><td>SLG</td><td>BB</td><td>SO</td><td>AVG</td></tr><tr><td>84</td><td>105</td><td>13</td><td>38</td><td>3</td><td>0</td><td>4</td><td>30</td><td>0</td><td>.505</td><td>21</td><td>13</td><td>.362</td></tr></table> <div>CARDBOARD BASEBALL RATINGS</div> <table><tr><td>AVG</td><td>H</td><td>2B</td><td>3B</td><td>HR</td><td>RBI</td><td>SB</td></tr><tr><td>.362</td><td>38</td><td>3</td><td>0</td><td>4</td><td>3</td><td>1</td></tr></table> <div>DEFENSE RATING</div> <div>3B:  </div> | | | | | | | | | | | | | G | AB | R | H | 2B | 3B | HR | RBI | SB | SLG | BB | SO | AVG | 84 | 105 | 13 | 38 | 3 | 0 | 4 | 30 | 0 | .505 | 21 | 13 | .362 | AVG | H | 2B | 3B | HR | RBI | SB | .362 | 38 | 3 | 0 | 4 | 3 | 1 | <div>190</div> <div>BILL HASELMAN</div> <div>C</div> <div>HT: 6'3" WT: 205 BATS: RIGHT THROWS: RIGHT BORN: 5-25-1966, Long Branch, NJ</div> <div>1993 SEATTLE MARINERS BATTING RECORD</div> <table><tr><td>G</td><td>AB</td><td>R</td><td>H</td><td>2B</td><td>3B</td><td>HR</td><td>RBI</td><td>SB</td><td>SLG</td><td>BB</td><td>SO</td><td>AVG</td></tr><tr><td>58</td><td>137</td><td>21</td><td>35</td><td>8</td><td>0</td><td>5</td><td>16</td><td>2</td><td>.423</td><td>12</td><td>19</td><td>.255</td></tr></table> <div>CARDBOARD BASEBALL RATINGS</div> <table><tr><td>AVG</td><td>H</td><td>2B</td><td>3B</td><td>HR</td><td>RBI</td><td>SB</td></tr><tr><td>.255</td><td>35</td><td>8</td><td>0</td><td>5</td><td>1</td><td>1</td></tr></table> <div>DEFENSE RATING</div> | | | | | | | | | | | | | G | AB | R | H | 2B | 3B | HR | RBI | SB | SLG | BB | SO | AVG | 58 | 137 | 21 | 35 | 8 | 0 | 5 | 16 | 2 | .423 | 12 | 19 | .255 | AVG | H | 2B | 3B | HR | RBI | SB | .255 | 35 | 8 | 0 | 5 | 1 | 1 |
| G | AB | R | H | 2B | 3B | HR | RBI | SB | SLG | BB | SO | AVG | | | | | | | | | | | | | | | | | | | | | | | | | | | | | | | | | | | | | | | | | | | | | | | | | | | | | | | | | | | | | | | | | | | | | | | | | | | | | | | | | | | | | | | | | | | | | |
| 84 | 105 | 13 | 38 | 3 | 0 | 4 | 30 | 0 | .505 | 21 | 13 | .362 | | | | | | | | | | | | | | | | | | | | | | | | | | | | | | | | | | | | | | | | | | | | | | | | | | | | | | | | | | | | | | | | | | | | | | | | | | | | | | | | | | | | | | | | | | | | | |
| AVG | H | 2B | 3B | HR | RBI | SB | | | | | | | | | | | | | | | | | | | | | | | | | | | | | | | | | | | | | | | | | | | | | | | | | | | | | | | | | | | | | | | | | | | | | | | | | | | | | | | | | | | | | | | | | | | | | | | | | | | |
| .362 | 38 | 3 | 0 | 4 | 3 | 1 | | | | | | | | | | | | | | | | | | | | | | | | | | | | | | | | | | | | | | | | | | | | | | | | | | | | | | | | | | | | | | | | | | | | | | | | | | | | | | | | | | | | | | | | | | | | | | | | | | | |
| G | AB | R | H | 2B | 3B | HR | RBI | SB | SLG | BB | SO | AVG | | | | | | | | | | | | | | | | | | | | | | | | | | | | | | | | | | | | | | | | | | | | | | | | | | | | | | | | | | | | | | | | | | | | | | | | | | | | | | | | | | | | | | | | | | | | | |
| 58 | 137 | 21 | 35 | 8 | 0 | 5 | 16 | 2 | .423 | 12 | 19 | .255 | | | | | | | | | | | | | | | | | | | | | | | | | | | | | | | | | | | | | | | | | | | | | | | | | | | | | | | | | | | | | | | | | | | | | | | | | | | | | | | | | | | | | | | | | | | | | |
| AVG | H | 2B | 3B | HR | RBI | SB | | | | | | | | | | | | | | | | | | | | | | | | | | | | | | | | | | | | | | | | | | | | | | | | | | | | | | | | | | | | | | | | | | | | | | | | | | | | | | | | | | | | | | | | | | | | | | | | | | | |
| .255 | 35 | 8 | 0 | 5 | 1 | 1 | | | | | | | | | | | | | | | | | | | | | | | | | | | | | | | | | | | | | | | | | | | | | | | | | | | | | | | | | | | | | | | | | | | | | | | | | | | | | | | | | | | | | | | | | | | | | | | | | | | |
| <div>187</div> <div>BRIAN HARPER</div> <div>C</div> <div>HT: 6'2" WT: 195 BATS: RIGHT THROWS: RIGHT BORN: 10-16-1959, Los Angeles, CA</div> <div>1993 MINNESOTA TWINS BATTING RECORD</div> <table><tr><td>G</td><td>AB</td><td>R</td><td>H</td><td>2B</td><td>3B</td><td>HR</td><td>RBI</td><td>SB</td><td>SLG</td><td>BB</td><td>SO</td><td>AVG</td></tr><tr><td>147</td><td>530</td><td>52</td><td>161</td><td>26</td><td>1</td><td>12</td><td>73</td><td>1</td><td>.425</td><td>29</td><td>29</td><td>.304</td></tr></table> <div>CARDBOARD BASEBALL RATINGS</div> <table><tr><td>AVG</td><td>H</td><td>2B</td><td>3B</td><td>HR</td><td>RBI</td><td>SB</td></tr><tr><td>.304</td><td>161</td><td>26</td><td>1</td><td>12</td><td>7</td><td>1</td></tr></table> <div>DEFENSE RATING</div> | | | | | | | | | | | | | G | AB | R | H | 2B | 3B | HR | RBI | SB | SLG | BB | SO | AVG | 147 | 530 | 52 | 161 | 26 | 1 | 12 | 73 | 1 | .425 | 29 | 29 | .304 | AVG | H | 2B | 3B | HR | RBI | SB | .304 | 161 | 26 | 1 | 12 | 7 | 1 | <div>191</div> <div>BILLY HATCHER</div> <div>OF</div> <div>HT: 5'9" WT: 175 BATS: RIGHT THROWS: RIGHT BORN: 10-4-1960, Williams, AZ</div> <div>1993 BOSTON RED SOX BATTING RECORD</div> <table><tr><td>G</td><td>AB</td><td>R</td><td>H</td><td>2B</td><td>3B</td><td>HR</td><td>RBI</td><td>SB</td><td>SLG</td><td>BB</td><td>SO</td><td>AVG</td></tr><tr><td>136</td><td>508</td><td>71</td><td>146</td><td>24</td><td>3</td><td>9</td><td>57</td><td>14</td><td>.400</td><td>28</td><td>46</td><td>.287</td></tr></table> <div>CARDBOARD BASEBALL RATINGS</div> <table><tr><td>AVG</td><td>H</td><td>2B</td><td>3B</td><td>HR</td><td>RBI</td><td>SB</td></tr><tr><td>.287</td><td>146</td><td>24</td><td>3</td><td>9</td><td>5</td><td>1</td></tr></table> <div>DEFENSE RATING</div> <div>OF:  </div> | | | | | | | | | | | | | G | AB | R | H | 2B | 3B | HR | RBI | SB | SLG | BB | SO | AVG | 136 | 508 | 71 | 146 | 24 | 3 | 9 | 57 | 14 | .400 | 28 | 46 | .287 | AVG | H | 2B | 3B | HR | RBI | SB | .287 | 146 | 24 | 3 | 9 | 5 | 1 |
| G | AB | R | H | 2B | 3B | HR | RBI | SB | SLG | BB | SO | AVG | | | | | | | | | | | | | | | | | | | | | | | | | | | | | | | | | | | | | | | | | | | | | | | | | | | | | | | | | | | | | | | | | | | | | | | | | | | | | | | | | | | | | | | | | | | | | |
| 147 | 530 | 52 | 161 | 26 | 1 | 12 | 73 | 1 | .425 | 29 | 29 | .304 | | | | | | | | | | | | | | | | | | | | | | | | | | | | | | | | | | | | | | | | | | | | | | | | | | | | | | | | | | | | | | | | | | | | | | | | | | | | | | | | | | | | | | | | | | | | | |
| AVG | H | 2B | 3B | HR | RBI | SB | | | | | | | | | | | | | | | | | | | | | | | | | | | | | | | | | | | | | | | | | | | | | | | | | | | | | | | | | | | | | | | | | | | | | | | | | | | | | | | | | | | | | | | | | | | | | | | | | | | |
| .304 | 161 | 26 | 1 | 12 | 7 | 1 | | | | | | | | | | | | | | | | | | | | | | | | | | | | | | | | | | | | | | | | | | | | | | | | | | | | | | | | | | | | | | | | | | | | | | | | | | | | | | | | | | | | | | | | | | | | | | | | | | | |
| G | AB | R | H | 2B | 3B | HR | RBI | SB | SLG | BB | SO | AVG | | | | | | | | | | | | | | | | | | | | | | | | | | | | | | | | | | | | | | | | | | | | | | | | | | | | | | | | | | | | | | | | | | | | | | | | | | | | | | | | | | | | | | | | | | | | | |
| 136 | 508 | 71 | 146 | 24 | 3 | 9 | 57 | 14 | .400 | 28 | 46 | .287 | | | | | | | | | | | | | | | | | | | | | | | | | | | | | | | | | | | | | | | | | | | | | | | | | | | | | | | | | | | | | | | | | | | | | | | | | | | | | | | | | | | | | | | | | | | | | |
| AVG | H | 2B | 3B | HR | RBI | SB | | | | | | | | | | | | | | | | | | | | | | | | | | | | | | | | | | | | | | | | | | | | | | | | | | | | | | | | | | | | | | | | | | | | | | | | | | | | | | | | | | | | | | | | | | | | | | | | | | | |
| .287 | 146 | 24 | 3 | 9 | 5 | 1 | | | | | | | | | | | | | | | | | | | | | | | | | | | | | | | | | | | | | | | | | | | | | | | | | | | | | | | | | | | | | | | | | | | | | | | | | | | | | | | | | | | | | | | | | | | | | | | | | | | |
| <div>188</div> <div>DONALD HARRIS</div> <div>OF</div> <div>HT: 6'1" WT: 185 BATS: RIGHT THROWS: RIGHT BORN: 11-12-1967, Waco, TX</div> <div>1993 TEXAS RANGERS BATTING RECORD</div> <table><tr><td>G</td><td>AB</td><td>R</td><td>H</td><td>2B</td><td>3B</td><td>HR</td><td>RBI</td><td>SB</td><td>SLG</td><td>BB</td><td>SO</td><td>AVG</td></tr><tr><td>40</td><td>76</td><td>10</td><td>15</td><td>2</td><td>0</td><td>1</td><td>8</td><td>0</td><td>.263</td><td>5</td><td>18</td><td>.197</td></tr></table> <div>CARDBOARD BASEBALL RATINGS</div> <table><tr><td>AVG</td><td>H</td><td>2B</td><td>3B</td><td>HR</td><td>RBI</td><td>SB</td></tr><tr><td>.197</td><td>15</td><td>2</td><td>0</td><td>1</td><td>0</td><td>1</td></tr></table> <div>DEFENSE RATING</div> <div>OF:  </div> | | | | | | | | | | | | | G | AB | R | H | 2B | 3B | HR | RBI | SB | SLG | BB | SO | AVG | 40 | 76 | 10 | 15 | 2 | 0 | 1 | 8 | 0 | .263 | 5 | 18 | .197 | AVG | H | 2B | 3B | HR | RBI | SB | .197 | 15 | 2 | 0 | 1 | 0 | 1 | <div>192</div> <div>CHARLIE HAYES</div> <div>3B</div> <div>HT: 6'0" WT: 190 BATS: RIGHT THROWS: RIGHT BORN: 5-29-1965, Hattiesburg, MS</div> <div>1993 COLORADO ROCKIES BATTING RECORD</div> <table><tr><td>G</td><td>AB</td><td>R</td><td>H</td><td>2B</td><td>3B</td><td>HR</td><td>RBI</td><td>SB</td><td>SLG</td><td>BB</td><td>SO</td><td>AVG</td></tr><tr><td>157</td><td>573</td><td>89</td><td>175</td><td>45</td><td>2</td><td>25</td><td>98</td><td>11</td><td>.522</td><td>43</td><td>82</td><td>.305</td></tr></table> <div>CARDBOARD BASEBALL RATINGS</div> <table><tr><td>AVG</td><td>H</td><td>2B</td><td>3B</td><td>HR</td><td>RBI</td><td>SB</td></tr><tr><td>.305</td><td>175</td><td>45</td><td>2</td><td>25</td><td>9</td><td>1</td></tr></table> <div>DEFENSE RATING</div> <div>3B:  </div> | | | | | | | | | | | | | G | AB | R | H | 2B | 3B | HR | RBI | SB | SLG | BB | SO | AVG | 157 | 573 | 89 | 175 | 45 | 2 | 25 | 98 | 11 | .522 | 43 | 82 | .305 | AVG | H | 2B | 3B | HR | RBI | SB | .305 | 175 | 45 | 2 | 25 | 9 | 1 |
| G | AB | R | H | 2B | 3B | HR | RBI | SB | SLG | BB | SO | AVG | | | | | | | | | | | | | | | | | | | | | | | | | | | | | | | | | | | | | | | | | | | | | | | | | | | | | | | | | | | | | | | | | | | | | | | | | | | | | | | | | | | | | | | | | | | | | |
| 40 | 76 | 10 | 15 | 2 | 0 | 1 | 8 | 0 | .263 | 5 | 18 | .197 | | | | | | | | | | | | | | | | | | | | | | | | | | | | | | | | | | | | | | | | | | | | | | | | | | | | | | | | | | | | | | | | | | | | | | | | | | | | | | | | | | | | | | | | | | | | | |
| AVG | H | 2B | 3B | HR | RBI | SB | | | | | | | | | | | | | | | | | | | | | | | | | | | | | | | | | | | | | | | | | | | | | | | | | | | | | | | | | | | | | | | | | | | | | | | | | | | | | | | | | | | | | | | | | | | | | | | | | | | |
| .197 | 15 | 2 | 0 | 1 | 0 | 1 | | | | | | | | | | | | | | | | | | | | | | | | | | | | | | | | | | | | | | | | | | | | | | | | | | | | | | | | | | | | | | | | | | | | | | | | | | | | | | | | | | | | | | | | | | | | | | | | | | | |
| G | AB | R | H | 2B | 3B | HR | RBI | SB | SLG | BB | SO | AVG | | | | | | | | | | | | | | | | | | | | | | | | | | | | | | | | | | | | | | | | | | | | | | | | | | | | | | | | | | | | | | | | | | | | | | | | | | | | | | | | | | | | | | | | | | | | | |
| 157 | 573 | 89 | 175 | 45 | 2 | 25 | 98 | 11 | .522 | 43 | 82 | .305 | | | | | | | | | | | | | | | | | | | | | | | | | | | | | | | | | | | | | | | | | | | | | | | | | | | | | | | | | | | | | | | | | | | | | | | | | | | | | | | | | | | | | | | | | | | | | |
| AVG | H | 2B | 3B | HR | RBI | SB | | | | | | | | | | | | | | | | | | | | | | | | | | | | | | | | | | | | | | | | | | | | | | | | | | | | | | | | | | | | | | | | | | | | | | | | | | | | | | | | | | | | | | | | | | | | | | | | | | | |
| .305 | 175 | 45 | 2 | 25 | 9 | 1 | | | | | | | | | | | | | | | | | | | | | | | | | | | | | | | | | | | | | | | | | | | | | | | | | | | | | | | | | | | | | | | | | | | | | | | | | | | | | | | | | | | | | | | | | | | | | | | | | | | |



| | | | | | | | | | | | | | |
|---|--------------|----|----|----|----|----|-----|----|------|----|----|------|------|
| 193 | SCOTT HEMOND | | | | | | | | | | | | C-OF |
| HT: 6'0" WT: 205 BATS: RIGHT THROWS: RIGHT BORN: 11-18-1965, Taunton, MA | | | | | | | | | | | | | |
| 1993 OAKLAND ATHLETICS BATTING RECORD | | | | | | | | | | | | | |
| G | AB | R | H | 2B | 3B | HR | RBI | SB | SLG | BB | SO | AVG | |
| 91 | 215 | 31 | 55 | 16 | 0 | 6 | 26 | 14 | .414 | 32 | 55 | .256 | |
| CARDBOARD BASEBALL RATINGS | | | | | | | | | | | | | |
| AVG | H | | | 2B | 3B | HR | RBI | SB | | | | | |
| .256 | 55 | | | 16 | 0 | 6 | 2 | 1 | | | | | |
| DEFENSE RATING | | | | | | | | | | | | | |
| OF:  | | | | | | | | | | | | | |

| | | | | | | | | | | | | | |
|---|------------|----|----|----|----|----|-----|----|------|----|----|------|----|
| 197 | PHIL HIATT | | | | | | | | | | | | 3B |
| HT: 6'3" WT: 200 BATS: RIGHT THROWS: RIGHT BORN: 5-1-1969, Pensacola, FL | | | | | | | | | | | | | |
| 1993 KANSAS CITY ROYALS BATTING RECORD | | | | | | | | | | | | | |
| G | AB | R | H | 2B | 3B | HR | RBI | SB | SLG | BB | SO | AVG | |
| 81 | 238 | 30 | 52 | 12 | 1 | 7 | 36 | 6 | .366 | 16 | 82 | .218 | |
| CARDBOARD BASEBALL RATINGS | | | | | | | | | | | | | |
| AVG | H | | | 2B | 3B | HR | RBI | SB | | | | | |
| .218 | 52 | | | 12 | 1 | 7 | 3 | 1 | | | | | |
| DEFENSE RATING | | | | | | | | | | | | | |
| 3B:   | | | | | | | | | | | | | |



| | | | | | | | | | | | | | |
|---|----------------|----|----|----|----|----|-----|----|------|----|-----|------|----|
| 194 | DAVE HENDERSON | | | | | | | | | | | | OF |
| HT: 6'2" WT: 210 BATS: RIGHT THROWS: RIGHT BORN: 7-21-1958, Merced, CA | | | | | | | | | | | | | |
| 1993 OAKLAND ATHLETICS BATTING RECORD | | | | | | | | | | | | | |
| G | AB | R | H | 2B | 3B | HR | RBI | SB | SLG | BB | SO | AVG | |
| 107 | 382 | 37 | 84 | 19 | 0 | 20 | 53 | 0 | .427 | 32 | 113 | .220 | |
| CARDBOARD BASEBALL RATINGS | | | | | | | | | | | | | |
| AVG | H | | | 2B | 3B | HR | RBI | SB | | | | | |
| .220 | 84 | | | 19 | 0 | 20 | 5 | 1 | | | | | |
| DEFENSE RATING | | | | | | | | | | | | | |
| OF:    | | | | | | | | | | | | | |













| | | | | | | | | | | | | | |
|--|---------------|----|----|----|----|----|-----|----|------|----|----|------|---|
| 198 | KEVIN HIGGINS | | | | | | | | | | | | C |
| HT: 5'11" WT: 175 BATS: LEFT THROWS: RIGHT BORN: 1-22-1967, San Gabriel, CA | | | | | | | | | | | | | |
| 1993 SAN DIEGO PADRES BATTING RECORD | | | | | | | | | | | | | |
| G | AB | R | H | 2B | 3B | HR | RBI | SB | SLG | BB | SO | AVG | |
| 71 | 181 | 17 | 40 | 4 | 1 | 0 | 13 | 0 | .254 | 16 | 17 | .221 | |
| CARDBOARD BASEBALL RATINGS | | | | | | | | | | | | | |
| AVG | H | | | 2B | 3B | HR | RBI | SB | | | | | |
| .221 | 40 | | | 4 | 1 | 0 | 1 | 1 | | | | | |
| DEFENSE RATING | | | | | | | | | | | | | |



















| | | | | | | | | | | | | | |
|---|------------------|-----|-----|----|----|----|-----|----|------|-----|----|------|----|
| 195 | RICKEY HENDERSON | | | | | | | | | | | | OF |
| HT: 5'10" WT: 180 BATS: RIGHT THROWS: LEFT BORN: 12-25-1958, Chicago, IL | | | | | | | | | | | | | |
| 1993 TORONTO BLUE JAYS BATTING RECORD | | | | | | | | | | | | | |
| G | AB | R | H | 2B | 3B | HR | RBI | SB | SLG | BB | SO | AVG | |
| 134 | 481 | 114 | 139 | 22 | 2 | 21 | 59 | 53 | .474 | 120 | 65 | .289 | |
| CARDBOARD BASEBALL RATINGS | | | | | | | | | | | | | |
| AVG | H | | | 2B | 3B | HR | RBI | SB | | | | | |
| .289 | 139 | | | 22 | 2 | 21 | 5 | 5 | | | | | |
| DEFENSE RATING | | | | | | | | | | | | | |
| OF:   | | | | | | | | | | | | | |





















| | | | | | | | | | | | | | |
|---|----------------|----|----|----|----|----|-----|----|------|----|----|------|----|
| 199 | GLENALLEN HILL | | | | | | | | | | | | OF |
| HT: 6'3" WT: 210 BATS: RIGHT THROWS: RIGHT BORN: 3-22-1965, Santa Cruz, CA | | | | | | | | | | | | | |
| 1993 CHICAGO CUBS BATTING RECORD | | | | | | | | | | | | | |
| G | AB | R | H | 2B | 3B | HR | RBI | SB | SLG | BB | SO | AVG | |
| 97 | 261 | 33 | 69 | 14 | 2 | 15 | 47 | 8 | .506 | 17 | 71 | .264 | |
| CARDBOARD BASEBALL RATINGS | | | | | | | | | | | | | |
| AVG | H | | | 2B | 3B | HR | RBI | SB | | | | | |
| .264 | 69 | | | 14 | 2 | 15 | 4 | 1 | | | | | |
| DEFENSE RATING | | | | | | | | | | | | | |
| OF:   | | | | | | | | | | | | | |

























| | | | | | | | | | | | | | |
|--|------------------|---|----|----|----|----|-----|----|------|----|----|------|---|
| 196 | CARLOS HERNANDEZ | | | | | | | | | | | | C |
| HT: 5'11" WT: 185 BATS: RIGHT THROWS: RIGHT BORN: 5-24-1967, San Felix, Venezuela | | | | | | | | | | | | | |
| 1993 LOS ANGELES DODGERS BATTING RECORD | | | | | | | | | | | | | |
| G | AB | R | H | 2B | 3B | HR | RBI | SB | SLG | BB | SO | AVG | |
| 50 | 99 | 6 | 25 | 5 | 0 | 2 | 7 | 0 | .364 | 2 | 11 | .253 | |
| CARDBOARD BASEBALL RATINGS | | | | | | | | | | | | | |
| AVG | H | | | 2B | 3B | HR | RBI | SB | | | | | |
| .253 | 25 | | | 5 | 0 | 2 | 0 | 1 | | | | | |
| DEFENSE RATING | | | | | | | | | | | | | |






















| | | | | | | | | | | | | | |
|---|----------------|---|---|----|----|----|-----|----|------|----|----|------|----|
| 200 | DENNIS HOCKING | | | | | | | | | | | | SS |
| HT: 5'10" WT: 180 BATS: BOTH THROWS: RIGHT BORN: 4-2-1970, Torrance, CA | | | | | | | | | | | | | |
| 1993 MINNESOTA TWINS BATTING RECORD | | | | | | | | | | | | | |
| G | AB | R | H | 2B | 3B | HR | RBI | SB | SLG | BB | SO | AVG | |
| 15 | 36 | 7 | 5 | 1 | 0 | 0 | 0 | 1 | .167 | 6 | 8 | .139 | |
| CARDBOARD BASEBALL RATINGS | | | | | | | | | | | | | |
| AVG | H | | | 2B | 3B | HR | RBI | SB | | | | | |
| .139 | 5 | | | 1 | 0 | 0 | 0 | 1 | | | | | |
| DEFENSE RATING | | | | | | | | | | | | | |
| SS:   | | | | | | | | | | | | | |

| <div>201</div> <div>CHRIS HOILES</div> <div>C</div> <div>HT: 6'0" WT: 195 BATS: RIGHT THROWS: RIGHT BORN: 3-20-1965, Bowling Green, OH</div> <div>1993 BALTIMORE ORIOLES BATTING RECORD</div> <table><tr><th>G</th><th>AB</th><th>R</th><th>H</th><th>2B</th><th>3B</th><th>HR</th><th>RBI</th><th>SB</th><th>SLG</th><th>BB</th><th>SO</th><th>AVG</th></tr><tr><td>126</td><td>419</td><td>80</td><td>130</td><td>28</td><td>0</td><td>29</td><td>82</td><td>1</td><td>.585</td><td>69</td><td>94</td><td>.310</td></tr></table> <div>CARDBOARD BASEBALL RATINGS</div> <table><tr><th>AVG</th><th>H</th><th>2B</th><th>3B</th><th>HR</th><th>RBI</th><th>SB</th></tr><tr><td>.310</td><td>130</td><td>28</td><td>0</td><td>29</td><td>8</td><td>1</td></tr></table> <div>DEFENSE RATING</div> | | | | | | | | | | | | | G | AB | R | H | 2B | 3B | HR | RBI | SB | SLG | BB | SO | AVG | 126 | 419 | 80 | 130 | 28 | 0 | 29 | 82 | 1 | .585 | 69 | 94 | .310 | AVG | H | 2B | 3B | HR | RBI | SB | .310 | 130 | 28 | 0 | 29 | 8 | 1 | <div>205</div> <div>KENT HRBEK</div> <div>1B</div> <div>HT: 6'4" WT: 200 BATS: LEFT THROWS: RIGHT BORN: 5-21-1960, Minneapolis, MN</div> <div>1993 MINNESOTA TWINS BATTING RECORD</div> <table><tr><th>G</th><th>AB</th><th>R</th><th>H</th><th>2B</th><th>3B</th><th>HR</th><th>RBI</th><th>SB</th><th>SLG</th><th>BB</th><th>SO</th><th>AVG</th></tr><tr><td>123</td><td>392</td><td>60</td><td>95</td><td>11</td><td>1</td><td>25</td><td>83</td><td>4</td><td>.467</td><td>71</td><td>57</td><td>.242</td></tr></table> <div>CARDBOARD BASEBALL RATINGS</div> <table><tr><th>AVG</th><th>H</th><th>2B</th><th>3B</th><th>HR</th><th>RBI</th><th>SB</th></tr><tr><td>.242</td><td>95</td><td>11</td><td>1</td><td>25</td><td>8</td><td>1</td></tr></table> <div>DEFENSE RATING</div> <div>1B: </div> | | | | | | | | | | | | | G | AB | R | H | 2B | 3B | HR | RBI | SB | SLG | BB | SO | AVG | 123 | 392 | 60 | 95 | 11 | 1 | 25 | 83 | 4 | .467 | 71 | 57 | .242 | AVG | H | 2B | 3B | HR | RBI | SB | .242 | 95 | 11 | 1 | 25 | 8 | 1 |
|--|-----|-----|-----|----|-----|----|-----|----|------|----|-----|------|---|----|---|---|----|----|----|-----|----|-----|----|----|-----|-----|-----|-----|-----|----|---|----|----|----|------|----|-----|------|-----|---|----|----|----|-----|----|------|-----|----|---|----|---|---|--|--|--|--|--|--|--|--|--|--|--|--|--|---|----|---|---|----|----|----|-----|----|-----|----|----|-----|-----|-----|----|-----|----|----|----|----|----|------|----|----|------|-----|---|----|----|----|-----|----|------|-----|----|----|----|---|---|
| G | AB | R | H | 2B | 3B | HR | RBI | SB | SLG | BB | SO | AVG | | | | | | | | | | | | | | | | | | | | | | | | | | | | | | | | | | | | | | | | | | | | | | | | | | | | | | | | | | | | | | | | | | | | | | | | | | | | | | | | | | | | | | | | | | | | | |
| 126 | 419 | 80 | 130 | 28 | 0 | 29 | 82 | 1 | .585 | 69 | 94 | .310 | | | | | | | | | | | | | | | | | | | | | | | | | | | | | | | | | | | | | | | | | | | | | | | | | | | | | | | | | | | | | | | | | | | | | | | | | | | | | | | | | | | | | | | | | | | | | |
| AVG | H | 2B | 3B | HR | RBI | SB | | | | | | | | | | | | | | | | | | | | | | | | | | | | | | | | | | | | | | | | | | | | | | | | | | | | | | | | | | | | | | | | | | | | | | | | | | | | | | | | | | | | | | | | | | | | | | | | | | | |
| .310 | 130 | 28 | 0 | 29 | 8 | 1 | | | | | | | | | | | | | | | | | | | | | | | | | | | | | | | | | | | | | | | | | | | | | | | | | | | | | | | | | | | | | | | | | | | | | | | | | | | | | | | | | | | | | | | | | | | | | | | | | | | |
| G | AB | R | H | 2B | 3B | HR | RBI | SB | SLG | BB | SO | AVG | | | | | | | | | | | | | | | | | | | | | | | | | | | | | | | | | | | | | | | | | | | | | | | | | | | | | | | | | | | | | | | | | | | | | | | | | | | | | | | | | | | | | | | | | | | | | |
| 123 | 392 | 60 | 95 | 11 | 1 | 25 | 83 | 4 | .467 | 71 | 57 | .242 | | | | | | | | | | | | | | | | | | | | | | | | | | | | | | | | | | | | | | | | | | | | | | | | | | | | | | | | | | | | | | | | | | | | | | | | | | | | | | | | | | | | | | | | | | | | | |
| AVG | H | 2B | 3B | HR | RBI | SB | | | | | | | | | | | | | | | | | | | | | | | | | | | | | | | | | | | | | | | | | | | | | | | | | | | | | | | | | | | | | | | | | | | | | | | | | | | | | | | | | | | | | | | | | | | | | | | | | | | |
| .242 | 95 | 11 | 1 | 25 | 8 | 1 | | | | | | | | | | | | | | | | | | | | | | | | | | | | | | | | | | | | | | | | | | | | | | | | | | | | | | | | | | | | | | | | | | | | | | | | | | | | | | | | | | | | | | | | | | | | | | | | | | | |
| <div>202</div> <div>DAVE HOLLINS</div> <div>3B</div> <div>HT: 6'1" WT: 195 BATS: BOTH THROWS: RIGHT BORN: 5-25-1966, Buffalo, NY</div> <div>1993 PHILADELPHIA PHILLIES BATTING RECORD</div> <table><tr><th>G</th><th>AB</th><th>R</th><th>H</th><th>2B</th><th>3B</th><th>HR</th><th>RBI</th><th>SB</th><th>SLG</th><th>BB</th><th>SO</th><th>AVG</th></tr><tr><td>143</td><td>543</td><td>104</td><td>148</td><td>30</td><td>4</td><td>18</td><td>93</td><td>2</td><td>.442</td><td>85</td><td>109</td><td>.273</td></tr></table> <div>CARDBOARD BASEBALL RATINGS</div> <table><tr><th>AVG</th><th>H</th><th>2B</th><th>3B</th><th>HR</th><th>RBI</th><th>SB</th></tr><tr><td>.273</td><td>148</td><td>30</td><td>4</td><td>18</td><td>9</td><td>1</td></tr></table> <div>DEFENSE RATING</div> <div>3B: </div> | | | | | | | | | | | | | G | AB | R | H | 2B | 3B | HR | RBI | SB | SLG | BB | SO | AVG | 143 | 543 | 104 | 148 | 30 | 4 | 18 | 93 | 2 | .442 | 85 | 109 | .273 | AVG | H | 2B | 3B | HR | RBI | SB | .273 | 148 | 30 | 4 | 18 | 9 | 1 | <div>206</div> <div>MIKE HUFF</div> <div>OF</div> <div>HT: 6'1" WT: 180 BATS: RIGHT THROWS: RIGHT BORN: 8-11-1963, Honolulu, HI</div> <div>1993 CHICAGO WHITE SOX BATTING RECORD</div> <table><tr><th>G</th><th>AB</th><th>R</th><th>H</th><th>2B</th><th>3B</th><th>HR</th><th>RBI</th><th>SB</th><th>SLG</th><th>BB</th><th>SO</th><th>AVG</th></tr><tr><td>43</td><td>44</td><td>4</td><td>8</td><td>2</td><td>0</td><td>1</td><td>6</td><td>1</td><td>.295</td><td>9</td><td>15</td><td>.182</td></tr></table> <div>CARDBOARD BASEBALL RATINGS</div> <table><tr><th>AVG</th><th>H</th><th>2B</th><th>3B</th><th>HR</th><th>RBI</th><th>SB</th></tr><tr><td>.182</td><td>8</td><td>2</td><td>0</td><td>1</td><td>0</td><td>1</td></tr></table> <div>DEFENSE RATING</div> <div>OF: </div> | | | | | | | | | | | | | G | AB | R | H | 2B | 3B | HR | RBI | SB | SLG | BB | SO | AVG | 43 | 44 | 4 | 8 | 2 | 0 | 1 | 6 | 1 | .295 | 9 | 15 | .182 | AVG | H | 2B | 3B | HR | RBI | SB | .182 | 8 | 2 | 0 | 1 | 0 | 1 |
| G | AB | R | H | 2B | 3B | HR | RBI | SB | SLG | BB | SO | AVG | | | | | | | | | | | | | | | | | | | | | | | | | | | | | | | | | | | | | | | | | | | | | | | | | | | | | | | | | | | | | | | | | | | | | | | | | | | | | | | | | | | | | | | | | | | | | |
| 143 | 543 | 104 | 148 | 30 | 4 | 18 | 93 | 2 | .442 | 85 | 109 | .273 | | | | | | | | | | | | | | | | | | | | | | | | | | | | | | | | | | | | | | | | | | | | | | | | | | | | | | | | | | | | | | | | | | | | | | | | | | | | | | | | | | | | | | | | | | | | | |
| AVG | H | 2B | 3B | HR | RBI | SB | | | | | | | | | | | | | | | | | | | | | | | | | | | | | | | | | | | | | | | | | | | | | | | | | | | | | | | | | | | | | | | | | | | | | | | | | | | | | | | | | | | | | | | | | | | | | | | | | | | |
| .273 | 148 | 30 | 4 | 18 | 9 | 1 | | | | | | | | | | | | | | | | | | | | | | | | | | | | | | | | | | | | | | | | | | | | | | | | | | | | | | | | | | | | | | | | | | | | | | | | | | | | | | | | | | | | | | | | | | | | | | | | | | | |
| G | AB | R | H | 2B | 3B | HR | RBI | SB | SLG | BB | SO | AVG | | | | | | | | | | | | | | | | | | | | | | | | | | | | | | | | | | | | | | | | | | | | | | | | | | | | | | | | | | | | | | | | | | | | | | | | | | | | | | | | | | | | | | | | | | | | | |
| 43 | 44 | 4 | 8 | 2 | 0 | 1 | 6 | 1 | .295 | 9 | 15 | .182 | | | | | | | | | | | | | | | | | | | | | | | | | | | | | | | | | | | | | | | | | | | | | | | | | | | | | | | | | | | | | | | | | | | | | | | | | | | | | | | | | | | | | | | | | | | | | |
| AVG | H | 2B | 3B | HR | RBI | SB | | | | | | | | | | | | | | | | | | | | | | | | | | | | | | | | | | | | | | | | | | | | | | | | | | | | | | | | | | | | | | | | | | | | | | | | | | | | | | | | | | | | | | | | | | | | | | | | | | | |
| .182 | 8 | 2 | 0 | 1 | 0 | 1 | | | | | | | | | | | | | | | | | | | | | | | | | | | | | | | | | | | | | | | | | | | | | | | | | | | | | | | | | | | | | | | | | | | | | | | | | | | | | | | | | | | | | | | | | | | | | | | | | | | |
| <div>203</div> <div>THOMAS HOWARD</div> <div>OF</div> <div>HT: 6'2" WT: 200 BATS: BOTH THROWS: RIGHT BORN: 12-11-1964, Middletown, OH</div> <div>1993 CINCINNATI REDS BATTING RECORD</div> <table><tr><th>G</th><th>AB</th><th>R</th><th>H</th><th>2B</th><th>3B</th><th>HR</th><th>RBI</th><th>SB</th><th>SLG</th><th>BB</th><th>SO</th><th>AVG</th></tr><tr><td>112</td><td>319</td><td>48</td><td>81</td><td>15</td><td>3</td><td>7</td><td>36</td><td>10</td><td>.386</td><td>24</td><td>63</td><td>.254</td></tr></table> <div>CARDBOARD BASEBALL RATINGS</div> <table><tr><th>AVG</th><th>H</th><th>2B</th><th>3B</th><th>HR</th><th>RBI</th><th>SB</th></tr><tr><td>.254</td><td>81</td><td>15</td><td>3</td><td>7</td><td>3</td><td>1</td></tr></table> <div>DEFENSE RATING</div> <div>OF: </div> | | | | | | | | | | | | | G | AB | R | H | 2B | 3B | HR | RBI | SB | SLG | BB | SO | AVG | 112 | 319 | 48 | 81 | 15 | 3 | 7 | 36 | 10 | .386 | 24 | 63 | .254 | AVG | H | 2B | 3B | HR | RBI | SB | .254 | 81 | 15 | 3 | 7 | 3 | 1 | <div>207</div> <div>TIM HULETT</div> <div>3B-SS</div> <div>HT: 6'0" WT: 185 BATS: RIGHT THROWS: RIGHT BORN: 1-12-1960, Springfield, IL</div> <div>1993 BALTIMORE ORIOLES BATTING RECORD</div> <table><tr><th>G</th><th>AB</th><th>R</th><th>H</th><th>2B</th><th>3B</th><th>HR</th><th>RBI</th><th>SB</th><th>SLG</th><th>BB</th><th>SO</th><th>AVG</th></tr><tr><td>85</td><td>260</td><td>40</td><td>78</td><td>15</td><td>0</td><td>2</td><td>23</td><td>1</td><td>.381</td><td>23</td><td>56</td><td>.300</td></tr></table> <div>CARDBOARD BASEBALL RATINGS</div> <table><tr><th>AVG</th><th>H</th><th>2B</th><th>3B</th><th>HR</th><th>RBI</th><th>SB</th></tr><tr><td>.300</td><td>78</td><td>15</td><td>0</td><td>2</td><td>2</td><td>1</td></tr></table> <div>DEFENSE RATING</div> <div>3B:  SS: </div> | | | | | | | | | | | | | G | AB | R | H | 2B | 3B | HR | RBI | SB | SLG | BB | SO | AVG | 85 | 260 | 40 | 78 | 15 | 0 | 2 | 23 | 1 | .381 | 23 | 56 | .300 | AVG | H | 2B | 3B | HR | RBI | SB | .300 | 78 | 15 | 0 | 2 | 2 | 1 |
| G | AB | R | H | 2B | 3B | HR | RBI | SB | SLG | BB | SO | AVG | | | | | | | | | | | | | | | | | | | | | | | | | | | | | | | | | | | | | | | | | | | | | | | | | | | | | | | | | | | | | | | | | | | | | | | | | | | | | | | | | | | | | | | | | | | | | |
| 112 | 319 | 48 | 81 | 15 | 3 | 7 | 36 | 10 | .386 | 24 | 63 | .254 | | | | | | | | | | | | | | | | | | | | | | | | | | | | | | | | | | | | | | | | | | | | | | | | | | | | | | | | | | | | | | | | | | | | | | | | | | | | | | | | | | | | | | | | | | | | | |
| AVG | H | 2B | 3B | HR | RBI | SB | | | | | | | | | | | | | | | | | | | | | | | | | | | | | | | | | | | | | | | | | | | | | | | | | | | | | | | | | | | | | | | | | | | | | | | | | | | | | | | | | | | | | | | | | | | | | | | | | | | |
| .254 | 81 | 15 | 3 | 7 | 3 | 1 | | | | | | | | | | | | | | | | | | | | | | | | | | | | | | | | | | | | | | | | | | | | | | | | | | | | | | | | | | | | | | | | | | | | | | | | | | | | | | | | | | | | | | | | | | | | | | | | | | | |
| G | AB | R | H | 2B | 3B | HR | RBI | SB | SLG | BB | SO | AVG | | | | | | | | | | | | | | | | | | | | | | | | | | | | | | | | | | | | | | | | | | | | | | | | | | | | | | | | | | | | | | | | | | | | | | | | | | | | | | | | | | | | | | | | | | | | | |
| 85 | 260 | 40 | 78 | 15 | 0 | 2 | 23 | 1 | .381 | 23 | 56 | .300 | | | | | | | | | | | | | | | | | | | | | | | | | | | | | | | | | | | | | | | | | | | | | | | | | | | | | | | | | | | | | | | | | | | | | | | | | | | | | | | | | | | | | | | | | | | | | |
| AVG | H | 2B | 3B | HR | RBI | SB | | | | | | | | | | | | | | | | | | | | | | | | | | | | | | | | | | | | | | | | | | | | | | | | | | | | | | | | | | | | | | | | | | | | | | | | | | | | | | | | | | | | | | | | | | | | | | | | | | | |
| .300 | 78 | 15 | 0 | 2 | 2 | 1 | | | | | | | | | | | | | | | | | | | | | | | | | | | | | | | | | | | | | | | | | | | | | | | | | | | | | | | | | | | | | | | | | | | | | | | | | | | | | | | | | | | | | | | | | | | | | | | | | | | |
| <div>204</div> <div>DANN HOWITT</div> <div>OF</div> <div>HT: 6'5" WT: 205 BATS: LEFT THROWS: RIGHT BORN: 2-13-1964, Battle Creek, MI</div> <div>1993 SEATTLE MARINERS BATTING RECORD</div> <table><tr><th>G</th><th>AB</th><th>R</th><th>H</th><th>2B</th><th>3B</th><th>HR</th><th>RBI</th><th>SB</th><th>SLG</th><th>BB</th><th>SO</th><th>AVG</th></tr><tr><td>32</td><td>76</td><td>6</td><td>16</td><td>3</td><td>1</td><td>2</td><td>8</td><td>0</td><td>.355</td><td>4</td><td>18</td><td>.211</td></tr></table> <div>CARDBOARD BASEBALL RATINGS</div> <table><tr><th>AVG</th><th>H</th><th>2B</th><th>3B</th><th>HR</th><th>RBI</th><th>SB</th></tr><tr><td>.211</td><td>16</td><td>3</td><td>1</td><td>2</td><td>0</td><td>1</td></tr></table> <div>DEFENSE RATING</div> <div>OF: </div> | | | | | | | | | | | | | G | AB | R | H | 2B | 3B | HR | RBI | SB | SLG | BB | SO | AVG | 32 | 76 | 6 | 16 | 3 | 1 | 2 | 8 | 0 | .355 | 4 | 18 | .211 | AVG | H | 2B | 3B | HR | RBI | SB | .211 | 16 | 3 | 1 | 2 | 0 | 1 | <div>208</div> <div>DAVID HULSE</div> <div>OF</div> <div>HT: 5'11" WT: 170 BATS: LEFT THROWS: LEFT BORN: 2-25-1968, San Angelo, TX</div> <div>1993 TEXAS RANGERS BATTING RECORD</div> <table><tr><th>G</th><th>AB</th><th>R</th><th>H</th><th>2B</th><th>3B</th><th>HR</th><th>RBI</th><th>SB</th><th>SLG</th><th>BB</th><th>SO</th><th>AVG</th></tr><tr><td>114</td><td>407</td><td>71</td><td>118</td><td>9</td><td>10</td><td>1</td><td>29</td><td>29</td><td>.369</td><td>26</td><td>57</td><td>.290</td></tr></table> <div>CARDBOARD BASEBALL RATINGS</div> <table><tr><th>AVG</th><th>H</th><th>2B</th><th>3B</th><th>HR</th><th>RBI</th><th>SB</th></tr><tr><td>.290</td><td>118</td><td>9</td><td>10</td><td>1</td><td>2</td><td>3</td></tr></table> <div>DEFENSE RATING</div> <div>OF: </div> | | | | | | | | | | | | | G | AB | R | H | 2B | 3B | HR | RBI | SB | SLG | BB | SO | AVG | 114 | 407 | 71 | 118 | 9 | 10 | 1 | 29 | 29 | .369 | 26 | 57 | .290 | AVG | H | 2B | 3B | HR | RBI | SB | .290 | 118 | 9 | 10 | 1 | 2 | 3 |
| G | AB | R | H | 2B | 3B | HR | RBI | SB | SLG | BB | SO | AVG | | | | | | | | | | | | | | | | | | | | | | | | | | | | | | | | | | | | | | | | | | | | | | | | | | | | | | | | | | | | | | | | | | | | | | | | | | | | | | | | | | | | | | | | | | | | | |
| 32 | 76 | 6 | 16 | 3 | 1 | 2 | 8 | 0 | .355 | 4 | 18 | .211 | | | | | | | | | | | | | | | | | | | | | | | | | | | | | | | | | | | | | | | | | | | | | | | | | | | | | | | | | | | | | | | | | | | | | | | | | | | | | | | | | | | | | | | | | | | | | |
| AVG | H | 2B | 3B | HR | RBI | SB | | | | | | | | | | | | | | | | | | | | | | | | | | | | | | | | | | | | | | | | | | | | | | | | | | | | | | | | | | | | | | | | | | | | | | | | | | | | | | | | | | | | | | | | | | | | | | | | | | | |
| .211 | 16 | 3 | 1 | 2 | 0 | 1 | | | | | | | | | | | | | | | | | | | | | | | | | | | | | | | | | | | | | | | | | | | | | | | | | | | | | | | | | | | | | | | | | | | | | | | | | | | | | | | | | | | | | | | | | | | | | | | | | | | |
| G | AB | R | H | 2B | 3B | HR | RBI | SB | SLG | BB | SO | AVG | | | | | | | | | | | | | | | | | | | | | | | | | | | | | | | | | | | | | | | | | | | | | | | | | | | | | | | | | | | | | | | | | | | | | | | | | | | | | | | | | | | | | | | | | | | | | |
| 114 | 407 | 71 | 118 | 9 | 10 | 1 | 29 | 29 | .369 | 26 | 57 | .290 | | | | | | | | | | | | | | | | | | | | | | | | | | | | | | | | | | | | | | | | | | | | | | | | | | | | | | | | | | | | | | | | | | | | | | | | | | | | | | | | | | | | | | | | | | | | | |
| AVG | H | 2B | 3B | HR | RBI | SB | | | | | | | | | | | | | | | | | | | | | | | | | | | | | | | | | | | | | | | | | | | | | | | | | | | | | | | | | | | | | | | | | | | | | | | | | | | | | | | | | | | | | | | | | | | | | | | | | | | |
| .290 | 118 | 9 | 10 | 1 | 2 | 3 | | | | | | | | | | | | | | | | | | | | | | | | | | | | | | | | | | | | | | | | | | | | | | | | | | | | | | | | | | | | | | | | | | | | | | | | | | | | | | | | | | | | | | | | | | | | | | | | | | | |


| <div>209MIKE HUMPHREYSOF</div> <div>HT: 6'0" WT: 185 BATS: RIGHT THROWS: RIGHT BORN: 4-10-1967, Dallas, TX</div> <div>1993 NEW YORK YANKEES BATTING RECORD</div> <table><tr><th>G</th><th>AB</th><th>R</th><th>H</th><th>2B</th><th>3B</th><th>HR</th><th>RBI</th><th>SB</th><th>SLG</th><th>BB</th><th>SO</th><th>AVG</th></tr><tr><td>25</td><td>35</td><td>6</td><td>6</td><td>2</td><td>1</td><td>1</td><td>6</td><td>2</td><td>.371</td><td>4</td><td>11</td><td>.171</td></tr></table> <div>CARDBOARD BASEBALL RATINGS</div> <table><tr><th>AVG</th><th>H</th><th>2B</th><th>3B</th><th>HR</th><th>RBI</th><th>SB</th></tr><tr><td>.171</td><td>6</td><td>2</td><td>1</td><td>1</td><td>0</td><td>1</td></tr></table> <div>DEFENSE RATING</div> <div>OF: </div> | | | | | | | | | | | | | G | AB | R | H | 2B | 3B | HR | RBI | SB | SLG | BB | SO | AVG | 25 | 35 | 6 | 6 | 2 | 1 | 1 | 6 | 2 | .371 | 4 | 11 | .171 | AVG | H | 2B | 3B | HR | RBI | SB | .171 | 6 | 2 | 1 | 1 | 0 | 1 | <div>213JEFF HUSONSS-2B</div> <div>HT: 6'3" WT: 180 BATS: LEFT THROWS: RIGHT BORN: 8-15-1964, Scottsdale, AZ</div> <div>1993 TEXAS RANGERS BATTING RECORD</div> <table><tr><th>G</th><th>AB</th><th>R</th><th>H</th><th>2B</th><th>3B</th><th>HR</th><th>RBI</th><th>SB</th><th>SLG</th><th>BB</th><th>SO</th><th>AVG</th></tr><tr><td>23</td><td>45</td><td>3</td><td>6</td><td>1</td><td>1</td><td>0</td><td>2</td><td>0</td><td>.200</td><td>0</td><td>10</td><td>.133</td></tr></table> <div>CARDBOARD BASEBALL RATINGS</div> <table><tr><th>AVG</th><th>H</th><th>2B</th><th>3B</th><th>HR</th><th>RBI</th><th>SB</th></tr><tr><td>.133</td><td>6</td><td>1</td><td>1</td><td>0</td><td>0</td><td>1</td></tr></table> <div>DEFENSE RATING</div> <div>SS: 2B: </div> | | | | | | | | | | | | | G | AB | R | H | 2B | 3B | HR | RBI | SB | SLG | BB | SO | AVG | 23 | 45 | 3 | 6 | 1 | 1 | 0 | 2 | 0 | .200 | 0 | 10 | .133 | AVG | H | 2B | 3B | HR | RBI | SB | .133 | 6 | 1 | 1 | 0 | 0 | 1 |
|--|-----|----|-----|----|-----|----|-----|----|------|----|-----|------|---|----|---|---|----|----|----|-----|----|-----|----|----|-----|-----|-----|----|----|----|---|----|----|---|------|----|----|------|-----|---|----|----|----|-----|----|------|----|----|---|----|---|---|---|--|--|--|--|--|--|--|--|--|--|--|--|---|----|---|---|----|----|----|-----|----|-----|----|----|-----|-----|-----|----|-----|----|---|----|----|---|------|----|-----|------|-----|---|----|----|----|-----|----|------|-----|----|---|----|---|---|
| G | AB | R | H | 2B | 3B | HR | RBI | SB | SLG | BB | SO | AVG | | | | | | | | | | | | | | | | | | | | | | | | | | | | | | | | | | | | | | | | | | | | | | | | | | | | | | | | | | | | | | | | | | | | | | | | | | | | | | | | | | | | | | | | | | | | | |
| 25 | 35 | 6 | 6 | 2 | 1 | 1 | 6 | 2 | .371 | 4 | 11 | .171 | | | | | | | | | | | | | | | | | | | | | | | | | | | | | | | | | | | | | | | | | | | | | | | | | | | | | | | | | | | | | | | | | | | | | | | | | | | | | | | | | | | | | | | | | | | | | |
| AVG | H | 2B | 3B | HR | RBI | SB | | | | | | | | | | | | | | | | | | | | | | | | | | | | | | | | | | | | | | | | | | | | | | | | | | | | | | | | | | | | | | | | | | | | | | | | | | | | | | | | | | | | | | | | | | | | | | | | | | | |
| .171 | 6 | 2 | 1 | 1 | 0 | 1 | | | | | | | | | | | | | | | | | | | | | | | | | | | | | | | | | | | | | | | | | | | | | | | | | | | | | | | | | | | | | | | | | | | | | | | | | | | | | | | | | | | | | | | | | | | | | | | | | | | |
| G | AB | R | H | 2B | 3B | HR | RBI | SB | SLG | BB | SO | AVG | | | | | | | | | | | | | | | | | | | | | | | | | | | | | | | | | | | | | | | | | | | | | | | | | | | | | | | | | | | | | | | | | | | | | | | | | | | | | | | | | | | | | | | | | | | | | |
| 23 | 45 | 3 | 6 | 1 | 1 | 0 | 2 | 0 | .200 | 0 | 10 | .133 | | | | | | | | | | | | | | | | | | | | | | | | | | | | | | | | | | | | | | | | | | | | | | | | | | | | | | | | | | | | | | | | | | | | | | | | | | | | | | | | | | | | | | | | | | | | | |
| AVG | H | 2B | 3B | HR | RBI | SB | | | | | | | | | | | | | | | | | | | | | | | | | | | | | | | | | | | | | | | | | | | | | | | | | | | | | | | | | | | | | | | | | | | | | | | | | | | | | | | | | | | | | | | | | | | | | | | | | | | |
| .133 | 6 | 1 | 1 | 0 | 0 | 1 | | | | | | | | | | | | | | | | | | | | | | | | | | | | | | | | | | | | | | | | | | | | | | | | | | | | | | | | | | | | | | | | | | | | | | | | | | | | | | | | | | | | | | | | | | | | | | | | | | | |
| <div>210TODD HUNDLEYC</div> <div>HT: 5'11" WT: 170 BATS: BOTH THROWS: RIGHT BORN: 5-27-1969, Martinsville, VA</div> <div>1993 NEW YORK METS BATTING RECORD</div> <table><tr><th>G</th><th>AB</th><th>R</th><th>H</th><th>2B</th><th>3B</th><th>HR</th><th>RBI</th><th>SB</th><th>SLG</th><th>BB</th><th>SO</th><th>AVG</th></tr><tr><td>130</td><td>417</td><td>40</td><td>95</td><td>17</td><td>2</td><td>11</td><td>53</td><td>1</td><td>.357</td><td>23</td><td>62</td><td>.228</td></tr></table> <div>CARDBOARD BASEBALL RATINGS</div> <table><tr><th>AVG</th><th>H</th><th>2B</th><th>3B</th><th>HR</th><th>RBI</th><th>SB</th></tr><tr><td>.228</td><td>95</td><td>17</td><td>2</td><td>11</td><td>5</td><td>1</td></tr></table> <div>DEFENSE RATING</div> | | | | | | | | | | | | | G | AB | R | H | 2B | 3B | HR | RBI | SB | SLG | BB | SO | AVG | 130 | 417 | 40 | 95 | 17 | 2 | 11 | 53 | 1 | .357 | 23 | 62 | .228 | AVG | H | 2B | 3B | HR | RBI | SB | .228 | 95 | 17 | 2 | 11 | 5 | 1 | <div>214PETE INCAVIGLIAOF</div> <div>HT: 6'1" WT: 225 BATS: RIGHT THROWS: RIGHT BORN: 4-2-1964, Pebble Beach, CA</div> <div>1993 PHILADELPHIA PHILLIES BATTING RECORD</div> <table><tr><th>G</th><th>AB</th><th>R</th><th>H</th><th>2B</th><th>3B</th><th>HR</th><th>RBI</th><th>SB</th><th>SLG</th><th>BB</th><th>SO</th><th>AVG</th></tr><tr><td>116</td><td>368</td><td>60</td><td>101</td><td>16</td><td>3</td><td>24</td><td>89</td><td>1</td><td>.530</td><td>21</td><td>82</td><td>.274</td></tr></table> <div>CARDBOARD BASEBALL RATINGS</div> <table><tr><th>AVG</th><th>H</th><th>2B</th><th>3B</th><th>HR</th><th>RBI</th><th>SB</th></tr><tr><td>.274</td><td>101</td><td>16</td><td>3</td><td>24</td><td>8</td><td>1</td></tr></table> <div>DEFENSE RATING</div> <div>OF: </div> | | | | | | | | | | | | | G | AB | R | H | 2B | 3B | HR | RBI | SB | SLG | BB | SO | AVG | 116 | 368 | 60 | 101 | 16 | 3 | 24 | 89 | 1 | .530 | 21 | 82 | .274 | AVG | H | 2B | 3B | HR | RBI | SB | .274 | 101 | 16 | 3 | 24 | 8 | 1 |
| G | AB | R | H | 2B | 3B | HR | RBI | SB | SLG | BB | SO | AVG | | | | | | | | | | | | | | | | | | | | | | | | | | | | | | | | | | | | | | | | | | | | | | | | | | | | | | | | | | | | | | | | | | | | | | | | | | | | | | | | | | | | | | | | | | | | | |
| 130 | 417 | 40 | 95 | 17 | 2 | 11 | 53 | 1 | .357 | 23 | 62 | .228 | | | | | | | | | | | | | | | | | | | | | | | | | | | | | | | | | | | | | | | | | | | | | | | | | | | | | | | | | | | | | | | | | | | | | | | | | | | | | | | | | | | | | | | | | | | | | |
| AVG | H | 2B | 3B | HR | RBI | SB | | | | | | | | | | | | | | | | | | | | | | | | | | | | | | | | | | | | | | | | | | | | | | | | | | | | | | | | | | | | | | | | | | | | | | | | | | | | | | | | | | | | | | | | | | | | | | | | | | | |
| .228 | 95 | 17 | 2 | 11 | 5 | 1 | | | | | | | | | | | | | | | | | | | | | | | | | | | | | | | | | | | | | | | | | | | | | | | | | | | | | | | | | | | | | | | | | | | | | | | | | | | | | | | | | | | | | | | | | | | | | | | | | | | |
| G | AB | R | H | 2B | 3B | HR | RBI | SB | SLG | BB | SO | AVG | | | | | | | | | | | | | | | | | | | | | | | | | | | | | | | | | | | | | | | | | | | | | | | | | | | | | | | | | | | | | | | | | | | | | | | | | | | | | | | | | | | | | | | | | | | | | |
| 116 | 368 | 60 | 101 | 16 | 3 | 24 | 89 | 1 | .530 | 21 | 82 | .274 | | | | | | | | | | | | | | | | | | | | | | | | | | | | | | | | | | | | | | | | | | | | | | | | | | | | | | | | | | | | | | | | | | | | | | | | | | | | | | | | | | | | | | | | | | | | | |
| AVG | H | 2B | 3B | HR | RBI | SB | | | | | | | | | | | | | | | | | | | | | | | | | | | | | | | | | | | | | | | | | | | | | | | | | | | | | | | | | | | | | | | | | | | | | | | | | | | | | | | | | | | | | | | | | | | | | | | | | | | |
| .274 | 101 | 16 | 3 | 24 | 8 | 1 | | | | | | | | | | | | | | | | | | | | | | | | | | | | | | | | | | | | | | | | | | | | | | | | | | | | | | | | | | | | | | | | | | | | | | | | | | | | | | | | | | | | | | | | | | | | | | | | | | | |
| <div>211BRIAN HUNTER1B</div> <div>HT: 6'0" WT: 195 BATS: RIGHT THROWS: LEFT BORN: 3-4-1968, Torrance, CA</div> <div>1993 ATLANTA BRAVES BATTING RECORD</div> <table><tr><th>G</th><th>AB</th><th>R</th><th>H</th><th>2B</th><th>3B</th><th>HR</th><th>RBI</th><th>SB</th><th>SLG</th><th>BB</th><th>SO</th><th>AVG</th></tr><tr><td>37</td><td>80</td><td>4</td><td>11</td><td>3</td><td>1</td><td>0</td><td>8</td><td>0</td><td>.200</td><td>2</td><td>15</td><td>.138</td></tr></table> <div>CARDBOARD BASEBALL RATINGS</div> <table><tr><th>AVG</th><th>H</th><th>2B</th><th>3B</th><th>HR</th><th>RBI</th><th>SB</th></tr><tr><td>.138</td><td>11</td><td>3</td><td>1</td><td>0</td><td>0</td><td>1</td></tr></table> <div>DEFENSE RATING</div> <div>1B: </div> | | | | | | | | | | | | | G | AB | R | H | 2B | 3B | HR | RBI | SB | SLG | BB | SO | AVG | 37 | 80 | 4 | 11 | 3 | 1 | 0 | 8 | 0 | .200 | 2 | 15 | .138 | AVG | H | 2B | 3B | HR | RBI | SB | .138 | 11 | 3 | 1 | 0 | 0 | 1 | <div>215BO JACKSONOF</div> <div>HT: 6'1" WT: 220 BATS: RIGHT THROWS: RIGHT BORN: 11-30-1962, Bessemer, AL</div> <div>1993 CHICAGO WHITE SOX BATTING RECORD</div> <table><tr><th>G</th><th>AB</th><th>R</th><th>H</th><th>2B</th><th>3B</th><th>HR</th><th>RBI</th><th>SB</th><th>SLG</th><th>BB</th><th>SO</th><th>AVG</th></tr><tr><td>85</td><td>284</td><td>32</td><td>66</td><td>9</td><td>0</td><td>16</td><td>45</td><td>0</td><td>.433</td><td>23</td><td>106</td><td>.232</td></tr></table> <div>CARDBOARD BASEBALL RATINGS</div> <table><tr><th>AVG</th><th>H</th><th>2B</th><th>3B</th><th>HR</th><th>RBI</th><th>SB</th></tr><tr><td>.232</td><td>66</td><td>9</td><td>0</td><td>16</td><td>4</td><td>1</td></tr></table> <div>DEFENSE RATING</div> <div>OF: </div> | | | | | | | | | | | | | G | AB | R | H | 2B | 3B | HR | RBI | SB | SLG | BB | SO | AVG | 85 | 284 | 32 | 66 | 9 | 0 | 16 | 45 | 0 | .433 | 23 | 106 | .232 | AVG | H | 2B | 3B | HR | RBI | SB | .232 | 66 | 9 | 0 | 16 | 4 | 1 |
| G | AB | R | H | 2B | 3B | HR | RBI | SB | SLG | BB | SO | AVG | | | | | | | | | | | | | | | | | | | | | | | | | | | | | | | | | | | | | | | | | | | | | | | | | | | | | | | | | | | | | | | | | | | | | | | | | | | | | | | | | | | | | | | | | | | | | |
| 37 | 80 | 4 | 11 | 3 | 1 | 0 | 8 | 0 | .200 | 2 | 15 | .138 | | | | | | | | | | | | | | | | | | | | | | | | | | | | | | | | | | | | | | | | | | | | | | | | | | | | | | | | | | | | | | | | | | | | | | | | | | | | | | | | | | | | | | | | | | | | | |
| AVG | H | 2B | 3B | HR | RBI | SB | | | | | | | | | | | | | | | | | | | | | | | | | | | | | | | | | | | | | | | | | | | | | | | | | | | | | | | | | | | | | | | | | | | | | | | | | | | | | | | | | | | | | | | | | | | | | | | | | | | |
| .138 | 11 | 3 | 1 | 0 | 0 | 1 | | | | | | | | | | | | | | | | | | | | | | | | | | | | | | | | | | | | | | | | | | | | | | | | | | | | | | | | | | | | | | | | | | | | | | | | | | | | | | | | | | | | | | | | | | | | | | | | | | | |
| G | AB | R | H | 2B | 3B | HR | RBI | SB | SLG | BB | SO | AVG | | | | | | | | | | | | | | | | | | | | | | | | | | | | | | | | | | | | | | | | | | | | | | | | | | | | | | | | | | | | | | | | | | | | | | | | | | | | | | | | | | | | | | | | | | | | | |
| 85 | 284 | 32 | 66 | 9 | 0 | 16 | 45 | 0 | .433 | 23 | 106 | .232 | | | | | | | | | | | | | | | | | | | | | | | | | | | | | | | | | | | | | | | | | | | | | | | | | | | | | | | | | | | | | | | | | | | | | | | | | | | | | | | | | | | | | | | | | | | | | |
| AVG | H | 2B | 3B | HR | RBI | SB | | | | | | | | | | | | | | | | | | | | | | | | | | | | | | | | | | | | | | | | | | | | | | | | | | | | | | | | | | | | | | | | | | | | | | | | | | | | | | | | | | | | | | | | | | | | | | | | | | | |
| .232 | 66 | 9 | 0 | 16 | 4 | 1 | | | | | | | | | | | | | | | | | | | | | | | | | | | | | | | | | | | | | | | | | | | | | | | | | | | | | | | | | | | | | | | | | | | | | | | | | | | | | | | | | | | | | | | | | | | | | | | | | | | |
| <div>212BUTCH HUSKEY3B</div> <div>HT: 6'3" WT: 244 BATS: RIGHT THROWS: RIGHT BORN: 11-10-1971, Anadarko, OK</div> <div>1993 NEW YORK METS BATTING RECORD</div> <table><tr><th>G</th><th>AB</th><th>R</th><th>H</th><th>2B</th><th>3B</th><th>HR</th><th>RBI</th><th>SB</th><th>SLG</th><th>BB</th><th>SO</th><th>AVG</th></tr><tr><td>13</td><td>41</td><td>2</td><td>6</td><td>1</td><td>0</td><td>0</td><td>3</td><td>0</td><td>.171</td><td>1</td><td>13</td><td>.146</td></tr></table> <div>CARDBOARD BASEBALL RATINGS</div> <table><tr><th>AVG</th><th>H</th><th>2B</th><th>3B</th><th>HR</th><th>RBI</th><th>SB</th></tr><tr><td>.146</td><td>6</td><td>1</td><td>0</td><td>0</td><td>0</td><td>1</td></tr></table> <div>DEFENSE RATING</div> <div>3B: </div> | | | | | | | | | | | | | G | AB | R | H | 2B | 3B | HR | RBI | SB | SLG | BB | SO | AVG | 13 | 41 | 2 | 6 | 1 | 0 | 0 | 3 | 0 | .171 | 1 | 13 | .146 | AVG | H | 2B | 3B | HR | RBI | SB | .146 | 6 | 1 | 0 | 0 | 0 | 1 | <div>216DARRIN JACKSONOF</div> <div>HT: 6'0" WT: 185 BATS: RIGHT THROWS: RIGHT BORN: 8-22-1962, Los Angeles, CA</div> <div>1993 NEW YORK METS BATTING RECORD</div> <table><tr><th>G</th><th>AB</th><th>R</th><th>H</th><th>2B</th><th>3B</th><th>HR</th><th>RBI</th><th>SB</th><th>SLG</th><th>BB</th><th>SO</th><th>AVG</th></tr><tr><td>77</td><td>263</td><td>19</td><td>55</td><td>9</td><td>0</td><td>6</td><td>26</td><td>0</td><td>.312</td><td>10</td><td>75</td><td>.209</td></tr></table> <div>CARDBOARD BASEBALL RATINGS</div> <table><tr><th>AVG</th><th>H</th><th>2B</th><th>3B</th><th>HR</th><th>RBI</th><th>SB</th></tr><tr><td>.209</td><td>55</td><td>9</td><td>0</td><td>6</td><td>2</td><td>1</td></tr></table> <div>DEFENSE RATING</div> <div>OF: </div> | | | | | | | | | | | | | G | AB | R | H | 2B | 3B | HR | RBI | SB | SLG | BB | SO | AVG | 77 | 263 | 19 | 55 | 9 | 0 | 6 | 26 | 0 | .312 | 10 | 75 | .209 | AVG | H | 2B | 3B | HR | RBI | SB | .209 | 55 | 9 | 0 | 6 | 2 | 1 |
| G | AB | R | H | 2B | 3B | HR | RBI | SB | SLG | BB | SO | AVG | | | | | | | | | | | | | | | | | | | | | | | | | | | | | | | | | | | | | | | | | | | | | | | | | | | | | | | | | | | | | | | | | | | | | | | | | | | | | | | | | | | | | | | | | | | | | |
| 13 | 41 | 2 | 6 | 1 | 0 | 0 | 3 | 0 | .171 | 1 | 13 | .146 | | | | | | | | | | | | | | | | | | | | | | | | | | | | | | | | | | | | | | | | | | | | | | | | | | | | | | | | | | | | | | | | | | | | | | | | | | | | | | | | | | | | | | | | | | | | | |
| AVG | H | 2B | 3B | HR | RBI | SB | | | | | | | | | | | | | | | | | | | | | | | | | | | | | | | | | | | | | | | | | | | | | | | | | | | | | | | | | | | | | | | | | | | | | | | | | | | | | | | | | | | | | | | | | | | | | | | | | | | |
| .146 | 6 | 1 | 0 | 0 | 0 | 1 | | | | | | | | | | | | | | | | | | | | | | | | | | | | | | | | | | | | | | | | | | | | | | | | | | | | | | | | | | | | | | | | | | | | | | | | | | | | | | | | | | | | | | | | | | | | | | | | | | | |
| G | AB | R | H | 2B | 3B | HR | RBI | SB | SLG | BB | SO | AVG | | | | | | | | | | | | | | | | | | | | | | | | | | | | | | | | | | | | | | | | | | | | | | | | | | | | | | | | | | | | | | | | | | | | | | | | | | | | | | | | | | | | | | | | | | | | | |
| 77 | 263 | 19 | 55 | 9 | 0 | 6 | 26 | 0 | .312 | 10 | 75 | .209 | | | | | | | | | | | | | | | | | | | | | | | | | | | | | | | | | | | | | | | | | | | | | | | | | | | | | | | | | | | | | | | | | | | | | | | | | | | | | | | | | | | | | | | | | | | | | |
| AVG | H | 2B | 3B | HR | RBI | SB | | | | | | | | | | | | | | | | | | | | | | | | | | | | | | | | | | | | | | | | | | | | | | | | | | | | | | | | | | | | | | | | | | | | | | | | | | | | | | | | | | | | | | | | | | | | | | | | | | | |
| .209 | 55 | 9 | 0 | 6 | 2 | 1 | | | | | | | | | | | | | | | | | | | | | | | | | | | | | | | | | | | | | | | | | | | | | | | | | | | | | | | | | | | | | | | | | | | | | | | | | | | | | | | | | | | | | | | | | | | | | | | | | | | |






| | | | | | | | | | | | | | | | | | | | | | | | | | | | | | | | | | | | | | | | | | | | | | | | | | | | | | | | | | | | | | | | | | | | | | | | | | | | | | | | | | | | | | | | | | | | | | | | | | | | | | | | | | |
|---|-----|----|-----|----|-----|----|-----|----|------|----|-----|------|---|----|---|---|----|----|----|-----|----|-----|----|----|-----|-----|-----|----|-----|----|---|----|----|----|------|----|-----|------|-----|---|----|----|----|-----|----|------|-----|----|---|----|---|---|---|--|--|--|--|--|--|--|--|--|--|--|--|---|----|---|---|----|----|----|-----|----|-----|----|----|-----|-----|-----|----|-----|----|---|----|----|----|------|----|----|------|-----|---|----|----|----|-----|----|------|-----|----|---|----|---|---|
| <div>217</div> <div>JOHN JAHA</div> <div>1B</div> <div>HT: 6'1" WT: 195 BATS: RIGHT THROWS: RIGHT</div> <div>BORN: 5-27-1966, Portland, OR</div> <div>1993 MILWAUKEE BREWERS BATTING RECORD</div> <table><tr><td>G</td><td>AB</td><td>R</td><td>H</td><td>2B</td><td>3B</td><td>HR</td><td>RBI</td><td>SB</td><td>SLG</td><td>BB</td><td>SO</td><td>AVG</td></tr><tr><td>153</td><td>515</td><td>78</td><td>136</td><td>21</td><td>0</td><td>19</td><td>70</td><td>13</td><td>.416</td><td>51</td><td>109</td><td>.264</td></tr></table> <div>CARDBOARD BASEBALL RATINGS</div> <table><tr><td>AVG</td><td>H</td><td>2B</td><td>3B</td><td>HR</td><td>RBI</td><td>SB</td></tr><tr><td>.264</td><td>136</td><td>21</td><td>0</td><td>19</td><td>7</td><td>1</td></tr></table> <div>DEFENSE RATING</div> <div>1B: </div> | | | | | | | | | | | | | G | AB | R | H | 2B | 3B | HR | RBI | SB | SLG | BB | SO | AVG | 153 | 515 | 78 | 136 | 21 | 0 | 19 | 70 | 13 | .416 | 51 | 109 | .264 | AVG | H | 2B | 3B | HR | RBI | SB | .264 | 136 | 21 | 0 | 19 | 7 | 1 | <div>221</div> <div>GREGG JEFFERIES</div> <div>1B</div> <div>HT: 5'11" WT: 175 BATS: BOTH THROWS: RIGHT</div> <div>BORN: 8-1-1967, Burlingame, CA</div> <div>1993 ST. LOUIS CARDINALS BATTING RECORD</div> <table><tr><td>G</td><td>AB</td><td>R</td><td>H</td><td>2B</td><td>3B</td><td>HR</td><td>RBI</td><td>SB</td><td>SLG</td><td>BB</td><td>SO</td><td>AVG</td></tr><tr><td>142</td><td>544</td><td>89</td><td>186</td><td>24</td><td>3</td><td>16</td><td>83</td><td>46</td><td>.485</td><td>62</td><td>32</td><td>.342</td></tr></table> <div>CARDBOARD BASEBALL RATINGS</div> <table><tr><td>AVG</td><td>H</td><td>2B</td><td>3B</td><td>HR</td><td>RBI</td><td>SB</td></tr><tr><td>.342</td><td>186</td><td>24</td><td>3</td><td>16</td><td>8</td><td>5</td></tr></table> <div>DEFENSE RATING</div> <div>1B: </div> | | | | | | | | | | | | | G | AB | R | H | 2B | 3B | HR | RBI | SB | SLG | BB | SO | AVG | 142 | 544 | 89 | 186 | 24 | 3 | 16 | 83 | 46 | .485 | 62 | 32 | .342 | AVG | H | 2B | 3B | HR | RBI | SB | .342 | 186 | 24 | 3 | 16 | 8 | 5 |
| G | AB | R | H | 2B | 3B | HR | RBI | SB | SLG | BB | SO | AVG | | | | | | | | | | | | | | | | | | | | | | | | | | | | | | | | | | | | | | | | | | | | | | | | | | | | | | | | | | | | | | | | | | | | | | | | | | | | | | | | | | | | | | | | | | | | | |
| 153 | 515 | 78 | 136 | 21 | 0 | 19 | 70 | 13 | .416 | 51 | 109 | .264 | | | | | | | | | | | | | | | | | | | | | | | | | | | | | | | | | | | | | | | | | | | | | | | | | | | | | | | | | | | | | | | | | | | | | | | | | | | | | | | | | | | | | | | | | | | | | |
| AVG | H | 2B | 3B | HR | RBI | SB | | | | | | | | | | | | | | | | | | | | | | | | | | | | | | | | | | | | | | | | | | | | | | | | | | | | | | | | | | | | | | | | | | | | | | | | | | | | | | | | | | | | | | | | | | | | | | | | | | | |
| .264 | 136 | 21 | 0 | 19 | 7 | 1 | | | | | | | | | | | | | | | | | | | | | | | | | | | | | | | | | | | | | | | | | | | | | | | | | | | | | | | | | | | | | | | | | | | | | | | | | | | | | | | | | | | | | | | | | | | | | | | | | | | |
| G | AB | R | H | 2B | 3B | HR | RBI | SB | SLG | BB | SO | AVG | | | | | | | | | | | | | | | | | | | | | | | | | | | | | | | | | | | | | | | | | | | | | | | | | | | | | | | | | | | | | | | | | | | | | | | | | | | | | | | | | | | | | | | | | | | | | |
| 142 | 544 | 89 | 186 | 24 | 3 | 16 | 83 | 46 | .485 | 62 | 32 | .342 | | | | | | | | | | | | | | | | | | | | | | | | | | | | | | | | | | | | | | | | | | | | | | | | | | | | | | | | | | | | | | | | | | | | | | | | | | | | | | | | | | | | | | | | | | | | | |
| AVG | H | 2B | 3B | HR | RBI | SB | | | | | | | | | | | | | | | | | | | | | | | | | | | | | | | | | | | | | | | | | | | | | | | | | | | | | | | | | | | | | | | | | | | | | | | | | | | | | | | | | | | | | | | | | | | | | | | | | | | |
| .342 | 186 | 24 | 3 | 16 | 8 | 5 | | | | | | | | | | | | | | | | | | | | | | | | | | | | | | | | | | | | | | | | | | | | | | | | | | | | | | | | | | | | | | | | | | | | | | | | | | | | | | | | | | | | | | | | | | | | | | | | | | | |
| <div>218</div> <div>CHRIS JAMES</div> <div>OF</div> <div>HT: 6'1" WT: 195 BATS: RIGHT THROWS: RIGHT</div> <div>BORN: 10-4-1962, Rusk, TX</div> <div>1993 TEXAS RANGERS BATTING RECORD</div> <table><tr><td>G</td><td>AB</td><td>R</td><td>H</td><td>2B</td><td>3B</td><td>HR</td><td>RBI</td><td>SB</td><td>SLG</td><td>BB</td><td>SO</td><td>AVG</td></tr><tr><td>73</td><td>160</td><td>24</td><td>44</td><td>11</td><td>1</td><td>9</td><td>26</td><td>2</td><td>.525</td><td>18</td><td>40</td><td>.275</td></tr></table> <div>CARDBOARD BASEBALL RATINGS</div> <table><tr><td>AVG</td><td>H</td><td>2B</td><td>3B</td><td>HR</td><td>RBI</td><td>SB</td></tr><tr><td>.275</td><td>44</td><td>11</td><td>1</td><td>9</td><td>2</td><td>1</td></tr></table> <div>DEFENSE RATING</div> <div>OF: </div> | | | | | | | | | | | | | G | AB | R | H | 2B | 3B | HR | RBI | SB | SLG | BB | SO | AVG | 73 | 160 | 24 | 44 | 11 | 1 | 9 | 26 | 2 | .525 | 18 | 40 | .275 | AVG | H | 2B | 3B | HR | RBI | SB | .275 | 44 | 11 | 1 | 9 | 2 | 1 | <div>222</div> <div>REGGIE JEFFERSON</div> <div>1B</div> <div>HT: 6'4" WT: 210 BATS: LEFT THROWS: LEFT</div> <div>BORN: 9-25-1968, Tallahassee, FL</div> <div>1993 CLEVELAND INDIANS BATTING RECORD</div> <table><tr><td>G</td><td>AB</td><td>R</td><td>H</td><td>2B</td><td>3B</td><td>HR</td><td>RBI</td><td>SB</td><td>SLG</td><td>BB</td><td>SO</td><td>AVG</td></tr><tr><td>113</td><td>366</td><td>35</td><td>91</td><td>11</td><td>2</td><td>10</td><td>34</td><td>1</td><td>.372</td><td>28</td><td>78</td><td>.249</td></tr></table> <div>CARDBOARD BASEBALL RATINGS</div> <table><tr><td>AVG</td><td>H</td><td>2B</td><td>3B</td><td>HR</td><td>RBI</td><td>SB</td></tr><tr><td>.249</td><td>91</td><td>11</td><td>2</td><td>10</td><td>3</td><td>1</td></tr></table> <div>DEFENSE RATING</div> <div>1B: </div> | | | | | | | | | | | | | G | AB | R | H | 2B | 3B | HR | RBI | SB | SLG | BB | SO | AVG | 113 | 366 | 35 | 91 | 11 | 2 | 10 | 34 | 1 | .372 | 28 | 78 | .249 | AVG | H | 2B | 3B | HR | RBI | SB | .249 | 91 | 11 | 2 | 10 | 3 | 1 |
| G | AB | R | H | 2B | 3B | HR | RBI | SB | SLG | BB | SO | AVG | | | | | | | | | | | | | | | | | | | | | | | | | | | | | | | | | | | | | | | | | | | | | | | | | | | | | | | | | | | | | | | | | | | | | | | | | | | | | | | | | | | | | | | | | | | | | |
| 73 | 160 | 24 | 44 | 11 | 1 | 9 | 26 | 2 | .525 | 18 | 40 | .275 | | | | | | | | | | | | | | | | | | | | | | | | | | | | | | | | | | | | | | | | | | | | | | | | | | | | | | | | | | | | | | | | | | | | | | | | | | | | | | | | | | | | | | | | | | | | | |
| AVG | H | 2B | 3B | HR | RBI | SB | | | | | | | | | | | | | | | | | | | | | | | | | | | | | | | | | | | | | | | | | | | | | | | | | | | | | | | | | | | | | | | | | | | | | | | | | | | | | | | | | | | | | | | | | | | | | | | | | | | |
| .275 | 44 | 11 | 1 | 9 | 2 | 1 | | | | | | | | | | | | | | | | | | | | | | | | | | | | | | | | | | | | | | | | | | | | | | | | | | | | | | | | | | | | | | | | | | | | | | | | | | | | | | | | | | | | | | | | | | | | | | | | | | | |
| G | AB | R | H | 2B | 3B | HR | RBI | SB | SLG | BB | SO | AVG | | | | | | | | | | | | | | | | | | | | | | | | | | | | | | | | | | | | | | | | | | | | | | | | | | | | | | | | | | | | | | | | | | | | | | | | | | | | | | | | | | | | | | | | | | | | | |
| 113 | 366 | 35 | 91 | 11 | 2 | 10 | 34 | 1 | .372 | 28 | 78 | .249 | | | | | | | | | | | | | | | | | | | | | | | | | | | | | | | | | | | | | | | | | | | | | | | | | | | | | | | | | | | | | | | | | | | | | | | | | | | | | | | | | | | | | | | | | | | | | |
| AVG | H | 2B | 3B | HR | RBI | SB | | | | | | | | | | | | | | | | | | | | | | | | | | | | | | | | | | | | | | | | | | | | | | | | | | | | | | | | | | | | | | | | | | | | | | | | | | | | | | | | | | | | | | | | | | | | | | | | | | | |
| .249 | 91 | 11 | 2 | 10 | 3 | 1 | | | | | | | | | | | | | | | | | | | | | | | | | | | | | | | | | | | | | | | | | | | | | | | | | | | | | | | | | | | | | | | | | | | | | | | | | | | | | | | | | | | | | | | | | | | | | | | | | | | |
| <div>219</div> <div>DION JAMES</div> <div>OF</div> <div>HT: 6'1" WT: 170 BATS: LEFT THROWS: LEFT</div> <div>BORN: 11-9-1962, Philadelphia, PA</div> <div>1993 NEW YORK YANKEES BATTING RECORD</div> <table><tr><td>G</td><td>AB</td><td>R</td><td>H</td><td>2B</td><td>3B</td><td>HR</td><td>RBI</td><td>SB</td><td>SLG</td><td>BB</td><td>SO</td><td>AVG</td></tr><tr><td>115</td><td>343</td><td>62</td><td>114</td><td>21</td><td>2</td><td>7</td><td>36</td><td>0</td><td>.466</td><td>31</td><td>31</td><td>.332</td></tr></table> <div>CARDBOARD BASEBALL RATINGS</div> <table><tr><td>AVG</td><td>H</td><td>2B</td><td>3B</td><td>HR</td><td>RBI</td><td>SB</td></tr><tr><td>.332</td><td>114</td><td>21</td><td>2</td><td>7</td><td>3</td><td>1</td></tr></table> <div>DEFENSE RATING</div> <div>OF: </div> | | | | | | | | | | | | | G | AB | R | H | 2B | 3B | HR | RBI | SB | SLG | BB | SO | AVG | 115 | 343 | 62 | 114 | 21 | 2 | 7 | 36 | 0 | .466 | 31 | 31 | .332 | AVG | H | 2B | 3B | HR | RBI | SB | .332 | 114 | 21 | 2 | 7 | 3 | 1 | <div>223</div> <div>DOUG JENNINGS</div> <div>1B</div> <div>HT: 5'10" WT: 175 BATS: LEFT THROWS: LEFT</div> <div>BORN: 9-30-1964, Atlanta, GA</div> <div>1993 CHICAGO CUBS BATTING RECORD</div> <table><tr><td>G</td><td>AB</td><td>R</td><td>H</td><td>2B</td><td>3B</td><td>HR</td><td>RBI</td><td>SB</td><td>SLG</td><td>BB</td><td>SO</td><td>AVG</td></tr><tr><td>42</td><td>52</td><td>8</td><td>13</td><td>3</td><td>1</td><td>2</td><td>8</td><td>0</td><td>.462</td><td>3</td><td>10</td><td>.250</td></tr></table> <div>CARDBOARD BASEBALL RATINGS</div> <table><tr><td>AVG</td><td>H</td><td>2B</td><td>3B</td><td>HR</td><td>RBI</td><td>SB</td></tr><tr><td>.250</td><td>13</td><td>3</td><td>1</td><td>2</td><td>0</td><td>1</td></tr></table> <div>DEFENSE RATING</div> <div>1B: </div> | | | | | | | | | | | | | G | AB | R | H | 2B | 3B | HR | RBI | SB | SLG | BB | SO | AVG | 42 | 52 | 8 | 13 | 3 | 1 | 2 | 8 | 0 | .462 | 3 | 10 | .250 | AVG | H | 2B | 3B | HR | RBI | SB | .250 | 13 | 3 | 1 | 2 | 0 | 1 |
| G | AB | R | H | 2B | 3B | HR | RBI | SB | SLG | BB | SO | AVG | | | | | | | | | | | | | | | | | | | | | | | | | | | | | | | | | | | | | | | | | | | | | | | | | | | | | | | | | | | | | | | | | | | | | | | | | | | | | | | | | | | | | | | | | | | | | |
| 115 | 343 | 62 | 114 | 21 | 2 | 7 | 36 | 0 | .466 | 31 | 31 | .332 | | | | | | | | | | | | | | | | | | | | | | | | | | | | | | | | | | | | | | | | | | | | | | | | | | | | | | | | | | | | | | | | | | | | | | | | | | | | | | | | | | | | | | | | | | | | | |
| AVG | H | 2B | 3B | HR | RBI | SB | | | | | | | | | | | | | | | | | | | | | | | | | | | | | | | | | | | | | | | | | | | | | | | | | | | | | | | | | | | | | | | | | | | | | | | | | | | | | | | | | | | | | | | | | | | | | | | | | | | |
| .332 | 114 | 21 | 2 | 7 | 3 | 1 | | | | | | | | | | | | | | | | | | | | | | | | | | | | | | | | | | | | | | | | | | | | | | | | | | | | | | | | | | | | | | | | | | | | | | | | | | | | | | | | | | | | | | | | | | | | | | | | | | | |
| G | AB | R | H | 2B | 3B | HR | RBI | SB | SLG | BB | SO | AVG | | | | | | | | | | | | | | | | | | | | | | | | | | | | | | | | | | | | | | | | | | | | | | | | | | | | | | | | | | | | | | | | | | | | | | | | | | | | | | | | | | | | | | | | | | | | | |
| 42 | 52 | 8 | 13 | 3 | 1 | 2 | 8 | 0 | .462 | 3 | 10 | .250 | | | | | | | | | | | | | | | | | | | | | | | | | | | | | | | | | | | | | | | | | | | | | | | | | | | | | | | | | | | | | | | | | | | | | | | | | | | | | | | | | | | | | | | | | | | | | |
| AVG | H | 2B | 3B | HR | RBI | SB | | | | | | | | | | | | | | | | | | | | | | | | | | | | | | | | | | | | | | | | | | | | | | | | | | | | | | | | | | | | | | | | | | | | | | | | | | | | | | | | | | | | | | | | | | | | | | | | | | | |
| .250 | 13 | 3 | 1 | 2 | 0 | 1 | | | | | | | | | | | | | | | | | | | | | | | | | | | | | | | | | | | | | | | | | | | | | | | | | | | | | | | | | | | | | | | | | | | | | | | | | | | | | | | | | | | | | | | | | | | | | | | | | | | |
| <div>220</div> <div>STAN JAVIER</div> <div>OF-1B</div> <div>HT: 6'0" WT: 185 BATS: BOTH THROWS: RIGHT</div> <div>BORN: 1-9-1964, San Francisco De Macoris, D.R.</div> <div>1993 CALIFORNIA ANGELS BATTING RECORD</div> <table><tr><td>G</td><td>AB</td><td>R</td><td>H</td><td>2B</td><td>3B</td><td>HR</td><td>RBI</td><td>SB</td><td>SLG</td><td>BB</td><td>SO</td><td>AVG</td></tr><tr><td>92</td><td>237</td><td>33</td><td>69</td><td>10</td><td>4</td><td>3</td><td>28</td><td>12</td><td>.405</td><td>27</td><td>33</td><td>.291</td></tr></table> <div>CARDBOARD BASEBALL RATINGS</div> <table><tr><td>AVG</td><td>H</td><td>2B</td><td>3B</td><td>HR</td><td>RBI</td><td>SB</td></tr><tr><td>.291</td><td>69</td><td>10</td><td>4</td><td>3</td><td>2</td><td>1</td></tr></table> <div>DEFENSE RATING</div> <div>OF:  1B: </div> | | | | | | | | | | | | | G | AB | R | H | 2B | 3B | HR | RBI | SB | SLG | BB | SO | AVG | 92 | 237 | 33 | 69 | 10 | 4 | 3 | 28 | 12 | .405 | 27 | 33 | .291 | AVG | H | 2B | 3B | HR | RBI | SB | .291 | 69 | 10 | 4 | 3 | 2 | 1 | <div>224</div> <div>HOWARD JOHNSON</div> <div>3B</div> <div>HT: 5'11" WT: 178 BATS: BOTH THROWS: RIGHT</div> <div>BORN: 11-29-1960, Clearwater, FL</div> <div>1993 NEW YORK METS BATTING RECORD</div> <table><tr><td>G</td><td>AB</td><td>R</td><td>H</td><td>2B</td><td>3B</td><td>HR</td><td>RBI</td><td>SB</td><td>SLG</td><td>BB</td><td>SO</td><td>AVG</td></tr><tr><td>72</td><td>235</td><td>32</td><td>56</td><td>8</td><td>2</td><td>7</td><td>26</td><td>6</td><td>.379</td><td>43</td><td>43</td><td>.238</td></tr></table> <div>CARDBOARD BASEBALL RATINGS</div> <table><tr><td>AVG</td><td>H</td><td>2B</td><td>3B</td><td>HR</td><td>RBI</td><td>SB</td></tr><tr><td>.238</td><td>56</td><td>8</td><td>2</td><td>7</td><td>2</td><td>1</td></tr></table> <div>DEFENSE RATING</div> <div>3B: </div> | | | | | | | | | | | | | G | AB | R | H | 2B | 3B | HR | RBI | SB | SLG | BB | SO | AVG | 72 | 235 | 32 | 56 | 8 | 2 | 7 | 26 | 6 | .379 | 43 | 43 | .238 | AVG | H | 2B | 3B | HR | RBI | SB | .238 | 56 | 8 | 2 | 7 | 2 | 1 |
| G | AB | R | H | 2B | 3B | HR | RBI | SB | SLG | BB | SO | AVG | | | | | | | | | | | | | | | | | | | | | | | | | | | | | | | | | | | | | | | | | | | | | | | | | | | | | | | | | | | | | | | | | | | | | | | | | | | | | | | | | | | | | | | | | | | | | |
| 92 | 237 | 33 | 69 | 10 | 4 | 3 | 28 | 12 | .405 | 27 | 33 | .291 | | | | | | | | | | | | | | | | | | | | | | | | | | | | | | | | | | | | | | | | | | | | | | | | | | | | | | | | | | | | | | | | | | | | | | | | | | | | | | | | | | | | | | | | | | | | | |
| AVG | H | 2B | 3B | HR | RBI | SB | | | | | | | | | | | | | | | | | | | | | | | | | | | | | | | | | | | | | | | | | | | | | | | | | | | | | | | | | | | | | | | | | | | | | | | | | | | | | | | | | | | | | | | | | | | | | | | | | | | |
| .291 | 69 | 10 | 4 | 3 | 2 | 1 | | | | | | | | | | | | | | | | | | | | | | | | | | | | | | | | | | | | | | | | | | | | | | | | | | | | | | | | | | | | | | | | | | | | | | | | | | | | | | | | | | | | | | | | | | | | | | | | | | | |
| G | AB | R | H | 2B | 3B | HR | RBI | SB | SLG | BB | SO | AVG | | | | | | | | | | | | | | | | | | | | | | | | | | | | | | | | | | | | | | | | | | | | | | | | | | | | | | | | | | | | | | | | | | | | | | | | | | | | | | | | | | | | | | | | | | | | | |
| 72 | 235 | 32 | 56 | 8 | 2 | 7 | 26 | 6 | .379 | 43 | 43 | .238 | | | | | | | | | | | | | | | | | | | | | | | | | | | | | | | | | | | | | | | | | | | | | | | | | | | | | | | | | | | | | | | | | | | | | | | | | | | | | | | | | | | | | | | | | | | | | |
| AVG | H | 2B | 3B | HR | RBI | SB | | | | | | | | | | | | | | | | | | | | | | | | | | | | | | | | | | | | | | | | | | | | | | | | | | | | | | | | | | | | | | | | | | | | | | | | | | | | | | | | | | | | | | | | | | | | | | | | | | | |
| .238 | 56 | 8 | 2 | 7 | 2 | 1 | | | | | | | | | | | | | | | | | | | | | | | | | | | | | | | | | | | | | | | | | | | | | | | | | | | | | | | | | | | | | | | | | | | | | | | | | | | | | | | | | | | | | | | | | | | | | | | | | | | |

| <div>225</div> <div>LANCE JOHNSON</div> <div>OF</div> <div>HT: 5'10" WT: 160 BATS: LEFT THROWS: LEFT BORN: 7-6-1963, Cincinnati, OH</div> <div>1993 CHICAGO WHITE SOX BATTING RECORD</div> <table><tr><th>G</th><th>AB</th><th>R</th><th>H</th><th>2B</th><th>3B</th><th>HR</th><th>RBI</th><th>SB</th><th>SLG</th><th>BB</th><th>SO</th><th>AVG</th></tr><tr><td>147</td><td>540</td><td>75</td><td>168</td><td>18</td><td>14</td><td>0</td><td>47</td><td>35</td><td>.396</td><td>36</td><td>33</td><td>.311</td></tr></table> <div>CARDBOARD BASEBALL RATINGS</div> <table><tr><th>AVG</th><th>H</th><th>2B</th><th>3B</th><th>HR</th><th>RBI</th><th>SB</th></tr><tr><td>.311</td><td>168</td><td>18</td><td>14</td><td>0</td><td>4</td><td>4</td></tr></table> <div>DEFENSE RATING</div> <div>OF: </div> | G | AB | R | H | 2B | 3B | HR | RBI | SB | SLG | BB | SO | AVG | 147 | 540 | 75 | 168 | 18 | 14 | 0 | 47 | 35 | .396 | 36 | 33 | .311 | AVG | H | 2B | 3B | HR | RBI | SB | .311 | 168 | 18 | 14 | 0 | 4 | 4 | <div>229</div> <div>RICKY JORDAN</div> <div>1B</div> <div>HT: 6'5" WT: 210 BATS: RIGHT THROWS: RIGHT BORN: 5-26-1965, Richmond, CA</div> <div>1993 PHILADELPHIA PHILLIES BATTING RECORD</div> <table><tr><th>G</th><th>AB</th><th>R</th><th>H</th><th>2B</th><th>3B</th><th>HR</th><th>RBI</th><th>SB</th><th>SLG</th><th>BB</th><th>SO</th><th>AVG</th></tr><tr><td>90</td><td>159</td><td>21</td><td>46</td><td>4</td><td>1</td><td>5</td><td>18</td><td>0</td><td>.421</td><td>8</td><td>32</td><td>.289</td></tr></table> <div>CARDBOARD BASEBALL RATINGS</div> <table><tr><th>AVG</th><th>H</th><th>2B</th><th>3B</th><th>HR</th><th>RBI</th><th>SB</th></tr><tr><td>.289</td><td>46</td><td>4</td><td>1</td><td>5</td><td>1</td><td>1</td></tr></table> <div>DEFENSE RATING</div> <div>1B: </div> | G | AB | R | H | 2B | 3B | HR | RBI | SB | SLG | BB | SO | AVG | 90 | 159 | 21 | 46 | 4 | 1 | 5 | 18 | 0 | .421 | 8 | 32 | .289 | AVG | H | 2B | 3B | HR | RBI | SB | .289 | 46 | 4 | 1 | 5 | 1 | 1 |
|---|-----|----|-----|----|-----|----|-----|-----|------|-----|----|------|-----|-----|-----|----|-----|----|----|----|----|----|------|----|----|------|-----|---|----|----|----|-----|----|------|-----|----|----|----|---|---|--|---|----|---|---|----|----|----|-----|----|-----|----|----|-----|-----|-----|----|-----|----|---|----|----|----|------|----|----|------|-----|---|----|----|----|-----|----|------|-----|----|---|----|---|---|
| G | AB | R | H | 2B | 3B | HR | RBI | SB | SLG | BB | SO | AVG | | | | | | | | | | | | | | | | | | | | | | | | | | | | | | | | | | | | | | | | | | | | | | | | | | | | | | | | | | | | | | | | | | | | | |
| 147 | 540 | 75 | 168 | 18 | 14 | 0 | 47 | 35 | .396 | 36 | 33 | .311 | | | | | | | | | | | | | | | | | | | | | | | | | | | | | | | | | | | | | | | | | | | | | | | | | | | | | | | | | | | | | | | | | | | | | |
| AVG | H | 2B | 3B | HR | RBI | SB | | | | | | | | | | | | | | | | | | | | | | | | | | | | | | | | | | | | | | | | | | | | | | | | | | | | | | | | | | | | | | | | | | | | | | | | | | | |
| .311 | 168 | 18 | 14 | 0 | 4 | 4 | | | | | | | | | | | | | | | | | | | | | | | | | | | | | | | | | | | | | | | | | | | | | | | | | | | | | | | | | | | | | | | | | | | | | | | | | | | |
| G | AB | R | H | 2B | 3B | HR | RBI | SB | SLG | BB | SO | AVG | | | | | | | | | | | | | | | | | | | | | | | | | | | | | | | | | | | | | | | | | | | | | | | | | | | | | | | | | | | | | | | | | | | | | |
| 90 | 159 | 21 | 46 | 4 | 1 | 5 | 18 | 0 | .421 | 8 | 32 | .289 | | | | | | | | | | | | | | | | | | | | | | | | | | | | | | | | | | | | | | | | | | | | | | | | | | | | | | | | | | | | | | | | | | | | | |
| AVG | H | 2B | 3B | HR | RBI | SB | | | | | | | | | | | | | | | | | | | | | | | | | | | | | | | | | | | | | | | | | | | | | | | | | | | | | | | | | | | | | | | | | | | | | | | | | | | |
| .289 | 46 | 4 | 1 | 5 | 1 | 1 | | | | | | | | | | | | | | | | | | | | | | | | | | | | | | | | | | | | | | | | | | | | | | | | | | | | | | | | | | | | | | | | | | | | | | | | | | | |
| <div>226</div> <div>CHRIS JONES</div> <div>OF</div> <div>HT: 6'2" WT: 200 BATS: RIGHT THROWS: RIGHT BORN: 12-16-1965, Utica, NY</div> <div>1993 COLORADO ROCKIES BATTING RECORD</div> <table><tr><th>G</th><th>AB</th><th>R</th><th>H</th><th>2B</th><th>3B</th><th>HR</th><th>RBI</th><th>SB</th><th>SLG</th><th>BB</th><th>SO</th><th>AVG</th></tr><tr><td>86</td><td>209</td><td>29</td><td>57</td><td>11</td><td>4</td><td>6</td><td>31</td><td>9</td><td>.450</td><td>10</td><td>48</td><td>.273</td></tr></table> <div>CARDBOARD BASEBALL RATINGS</div> <table><tr><th>AVG</th><th>H</th><th>2B</th><th>3B</th><th>HR</th><th>RBI</th><th>SB</th></tr><tr><td>.273</td><td>57</td><td>11</td><td>4</td><td>6</td><td>3</td><td>1</td></tr></table> <div>DEFENSE RATING</div> <div>OF: </div> | G | AB | R | H | 2B | 3B | HR | RBI | SB | SLG | BB | SO | AVG | 86 | 209 | 29 | 57 | 11 | 4 | 6 | 31 | 9 | .450 | 10 | 48 | .273 | AVG | H | 2B | 3B | HR | RBI | SB | .273 | 57 | 11 | 4 | 6 | 3 | 1 | <div>230</div> <div>TERRY JORGENSEN</div> <div>3B-1B-SS</div> <div>HT: 6'4" WT: 208 BATS: RIGHT THROWS: RIGHT BORN: 9-2-1966, Kewaunee, WI</div> <div>1993 MINNESOTA TWINS BATTING RECORD</div> <table><tr><th>G</th><th>AB</th><th>R</th><th>H</th><th>2B</th><th>3B</th><th>HR</th><th>RBI</th><th>SB</th><th>SLG</th><th>BB</th><th>SO</th><th>AVG</th></tr><tr><td>59</td><td>152</td><td>15</td><td>34</td><td>7</td><td>0</td><td>1</td><td>12</td><td>1</td><td>.289</td><td>10</td><td>21</td><td>.224</td></tr></table> <div>CARDBOARD BASEBALL RATINGS</div> <table><tr><th>AVG</th><th>H</th><th>2B</th><th>3B</th><th>HR</th><th>RBI</th><th>SB</th></tr><tr><td>.224</td><td>34</td><td>7</td><td>0</td><td>1</td><td>1</td><td>1</td></tr></table> <div>DEFENSE RATING</div> <div>3B: 1B: SS: </div> | G | AB | R | H | 2B | 3B | HR | RBI | SB | SLG | BB | SO | AVG | 59 | 152 | 15 | 34 | 7 | 0 | 1 | 12 | 1 | .289 | 10 | 21 | .224 | AVG | H | 2B | 3B | HR | RBI | SB | .224 | 34 | 7 | 0 | 1 | 1 | 1 |
| G | AB | R | H | 2B | 3B | HR | RBI | SB | SLG | BB | SO | AVG | | | | | | | | | | | | | | | | | | | | | | | | | | | | | | | | | | | | | | | | | | | | | | | | | | | | | | | | | | | | | | | | | | | | | |
| 86 | 209 | 29 | 57 | 11 | 4 | 6 | 31 | 9 | .450 | 10 | 48 | .273 | | | | | | | | | | | | | | | | | | | | | | | | | | | | | | | | | | | | | | | | | | | | | | | | | | | | | | | | | | | | | | | | | | | | | |
| AVG | H | 2B | 3B | HR | RBI | SB | | | | | | | | | | | | | | | | | | | | | | | | | | | | | | | | | | | | | | | | | | | | | | | | | | | | | | | | | | | | | | | | | | | | | | | | | | | |
| .273 | 57 | 11 | 4 | 6 | 3 | 1 | | | | | | | | | | | | | | | | | | | | | | | | | | | | | | | | | | | | | | | | | | | | | | | | | | | | | | | | | | | | | | | | | | | | | | | | | | | |
| G | AB | R | H | 2B | 3B | HR | RBI | SB | SLG | BB | SO | AVG | | | | | | | | | | | | | | | | | | | | | | | | | | | | | | | | | | | | | | | | | | | | | | | | | | | | | | | | | | | | | | | | | | | | | |
| 59 | 152 | 15 | 34 | 7 | 0 | 1 | 12 | 1 | .289 | 10 | 21 | .224 | | | | | | | | | | | | | | | | | | | | | | | | | | | | | | | | | | | | | | | | | | | | | | | | | | | | | | | | | | | | | | | | | | | | | |
| AVG | H | 2B | 3B | HR | RBI | SB | | | | | | | | | | | | | | | | | | | | | | | | | | | | | | | | | | | | | | | | | | | | | | | | | | | | | | | | | | | | | | | | | | | | | | | | | | | |
| .224 | 34 | 7 | 0 | 1 | 1 | 1 | | | | | | | | | | | | | | | | | | | | | | | | | | | | | | | | | | | | | | | | | | | | | | | | | | | | | | | | | | | | | | | | | | | | | | | | | | | |
| <div>227</div> <div>TIM JONES</div> <div>SS-2B</div> <div>HT: 5'10" WT: 172 BATS: LEFT THROWS: RIGHT BORN: 12-1-1962, Sumter, SC</div> <div>1993 ST. LOUIS CARDINALS BATTING RECORD</div> <table><tr><th>G</th><th>AB</th><th>R</th><th>H</th><th>2B</th><th>3B</th><th>HR</th><th>RBI</th><th>SB</th><th>SLG</th><th>BB</th><th>SO</th><th>AVG</th></tr><tr><td>29</td><td>61</td><td>13</td><td>16</td><td>6</td><td>0</td><td>0</td><td>1</td><td>2</td><td>.361</td><td>9</td><td>8</td><td>.262</td></tr></table> <div>CARDBOARD BASEBALL RATINGS</div> <table><tr><th>AVG</th><th>H</th><th>2B</th><th>3B</th><th>HR</th><th>RBI</th><th>SB</th></tr><tr><td>.262</td><td>16</td><td>6</td><td>0</td><td>0</td><td>0</td><td>1</td></tr></table> <div>DEFENSE RATING</div> <div>SS: 2B: </div> | G | AB | R | H | 2B | 3B | HR | RBI | SB | SLG | BB | SO | AVG | 29 | 61 | 13 | 16 | 6 | 0 | 0 | 1 | 2 | .361 | 9 | 8 | .262 | AVG | H | 2B | 3B | HR | RBI | SB | .262 | 16 | 6 | 0 | 0 | 0 | 1 | <div>231</div> <div>FELIX JOSE</div> <div>OF</div> <div>HT: 6'1" WT: 190 BATS: BOTH THROWS: RIGHT BORN: 5-2-1965, Santo Domingo, D.R.</div> <div>1993 KANSAS CITY ROYALS BATTING RECORD</div> <table><tr><th>G</th><th>AB</th><th>R</th><th>H</th><th>2B</th><th>3B</th><th>HR</th><th>RBI</th><th>SB</th><th>SLG</th><th>BB</th><th>SO</th><th>AVG</th></tr><tr><td>149</td><td>499</td><td>64</td><td>126</td><td>24</td><td>3</td><td>6</td><td>43</td><td>31</td><td>.349</td><td>36</td><td>95</td><td>.253</td></tr></table> <div>CARDBOARD BASEBALL RATINGS</div> <table><tr><th>AVG</th><th>H</th><th>2B</th><th>3B</th><th>HR</th><th>RBI</th><th>SB</th></tr><tr><td>.253</td><td>126</td><td>24</td><td>3</td><td>6</td><td>4</td><td>3</td></tr></table> <div>DEFENSE RATING</div> <div>OF: </div> | G | AB | R | H | 2B | 3B | HR | RBI | SB | SLG | BB | SO | AVG | 149 | 499 | 64 | 126 | 24 | 3 | 6 | 43 | 31 | .349 | 36 | 95 | .253 | AVG | H | 2B | 3B | HR | RBI | SB | .253 | 126 | 24 | 3 | 6 | 4 | 3 |
| G | AB | R | H | 2B | 3B | HR | RBI | SB | SLG | BB | SO | AVG | | | | | | | | | | | | | | | | | | | | | | | | | | | | | | | | | | | | | | | | | | | | | | | | | | | | | | | | | | | | | | | | | | | | | |
| 29 | 61 | 13 | 16 | 6 | 0 | 0 | 1 | 2 | .361 | 9 | 8 | .262 | | | | | | | | | | | | | | | | | | | | | | | | | | | | | | | | | | | | | | | | | | | | | | | | | | | | | | | | | | | | | | | | | | | | | |
| AVG | H | 2B | 3B | HR | RBI | SB | | | | | | | | | | | | | | | | | | | | | | | | | | | | | | | | | | | | | | | | | | | | | | | | | | | | | | | | | | | | | | | | | | | | | | | | | | | |
| .262 | 16 | 6 | 0 | 0 | 0 | 1 | | | | | | | | | | | | | | | | | | | | | | | | | | | | | | | | | | | | | | | | | | | | | | | | | | | | | | | | | | | | | | | | | | | | | | | | | | | |
| G | AB | R | H | 2B | 3B | HR | RBI | SB | SLG | BB | SO | AVG | | | | | | | | | | | | | | | | | | | | | | | | | | | | | | | | | | | | | | | | | | | | | | | | | | | | | | | | | | | | | | | | | | | | | |
| 149 | 499 | 64 | 126 | 24 | 3 | 6 | 43 | 31 | .349 | 36 | 95 | .253 | | | | | | | | | | | | | | | | | | | | | | | | | | | | | | | | | | | | | | | | | | | | | | | | | | | | | | | | | | | | | | | | | | | | | |
| AVG | H | 2B | 3B | HR | RBI | SB | | | | | | | | | | | | | | | | | | | | | | | | | | | | | | | | | | | | | | | | | | | | | | | | | | | | | | | | | | | | | | | | | | | | | | | | | | | |
| .253 | 126 | 24 | 3 | 6 | 4 | 3 | | | | | | | | | | | | | | | | | | | | | | | | | | | | | | | | | | | | | | | | | | | | | | | | | | | | | | | | | | | | | | | | | | | | | | | | | | | |
| <div>228</div> <div>BRIAN JORDAN</div> <div>OF</div> <div>HT: 6'1" WT: 205 BATS: RIGHT THROWS: RIGHT BORN: 3-29-1967, Baltimore, MD</div> <div>1993 ST. LOUIS CARDINALS BATTING RECORD</div> <table><tr><th>G</th><th>AB</th><th>R</th><th>H</th><th>2B</th><th>3B</th><th>HR</th><th>RBI</th><th>SB</th><th>SLG</th><th>BB</th><th>SO</th><th>AVG</th></tr><tr><td>67</td><td>223</td><td>33</td><td>69</td><td>10</td><td>6</td><td>10</td><td>44</td><td>6</td><td>.543</td><td>12</td><td>35</td><td>.309</td></tr></table> <div>CARDBOARD BASEBALL RATINGS</div> <table><tr><th>AVG</th><th>H</th><th>2B</th><th>3B</th><th>HR</th><th>RBI</th><th>SB</th></tr><tr><td>.309</td><td>69</td><td>10</td><td>6</td><td>10</td><td>4</td><td>1</td></tr></table> <div>DEFENSE RATING</div> <div>OF: </div> | G | AB | R | H | 2B | 3B | HR | RBI | SB | SLG | BB | SO | AVG | 67 | 223 | 33 | 69 | 10 | 6 | 10 | 44 | 6 | .543 | 12 | 35 | .309 | AVG | H | 2B | 3B | HR | RBI | SB | .309 | 69 | 10 | 6 | 10 | 4 | 1 | <div>232</div> <div>WALLY JOYNER</div> <div>1B</div> <div>HT: 6'2" WT: 185 BATS: LEFT THROWS: LEFT BORN: 6-16-1962, Atlanta, GA</div> <div>1993 KANSAS CITY ROYALS BATTING RECORD</div> <table><tr><th>G</th><th>AB</th><th>R</th><th>H</th><th>2B</th><th>3B</th><th>HR</th><th>RBI</th><th>SB</th><th>SLG</th><th>BB</th><th>SO</th><th>AVG</th></tr><tr><td>141</td><td>497</td><td>83</td><td>145</td><td>36</td><td>3</td><td>15</td><td>65</td><td>5</td><td>.467</td><td>66</td><td>67</td><td>.292</td></tr></table> <div>CARDBOARD BASEBALL RATINGS</div> <table><tr><th>AVG</th><th>H</th><th>2B</th><th>3B</th><th>HR</th><th>RBI</th><th>SB</th></tr><tr><td>.292</td><td>145</td><td>36</td><td>3</td><td>15</td><td>6</td><td>1</td></tr></table> <div>DEFENSE RATING</div> <div>1B: </div> | G | AB | R | H | 2B | 3B | HR | RBI | SB | SLG | BB | SO | AVG | 141 | 497 | 83 | 145 | 36 | 3 | 15 | 65 | 5 | .467 | 66 | 67 | .292 | AVG | H | 2B | 3B | HR | RBI | SB | .292 | 145 | 36 | 3 | 15 | 6 | 1 |
| G | AB | R | H | 2B | 3B | HR | RBI | SB | SLG | BB | SO | AVG | | | | | | | | | | | | | | | | | | | | | | | | | | | | | | | | | | | | | | | | | | | | | | | | | | | | | | | | | | | | | | | | | | | | | |
| 67 | 223 | 33 | 69 | 10 | 6 | 10 | 44 | 6 | .543 | 12 | 35 | .309 | | | | | | | | | | | | | | | | | | | | | | | | | | | | | | | | | | | | | | | | | | | | | | | | | | | | | | | | | | | | | | | | | | | | | |
| AVG | H | 2B | 3B | HR | RBI | SB | | | | | | | | | | | | | | | | | | | | | | | | | | | | | | | | | | | | | | | | | | | | | | | | | | | | | | | | | | | | | | | | | | | | | | | | | | | |
| .309 | 69 | 10 | 6 | 10 | 4 | 1 | | | | | | | | | | | | | | | | | | | | | | | | | | | | | | | | | | | | | | | | | | | | | | | | | | | | | | | | | | | | | | | | | | | | | | | | | | | |
| G | AB | R | H | 2B | 3B | HR | RBI | SB | SLG | BB | SO | AVG | | | | | | | | | | | | | | | | | | | | | | | | | | | | | | | | | | | | | | | | | | | | | | | | | | | | | | | | | | | | | | | | | | | | | |
| 141 | 497 | 83 | 145 | 36 | 3 | 15 | 65 | 5 | .467 | 66 | 67 | .292 | | | | | | | | | | | | | | | | | | | | | | | | | | | | | | | | | | | | | | | | | | | | | | | | | | | | | | | | | | | | | | | | | | | | | |
| AVG | H | 2B | 3B | HR | RBI | SB | | | | | | | | | | | | | | | | | | | | | | | | | | | | | | | | | | | | | | | | | | | | | | | | | | | | | | | | | | | | | | | | | | | | | | | | | | | |
| .292 | 145 | 36 | 3 | 15 | 6 | 1 | | | | | | | | | | | | | | | | | | | | | | | | | | | | | | | | | | | | | | | | | | | | | | | | | | | | | | | | | | | | | | | | | | | | | | | | | | | |

| | | | | | | | | | | | | | | | | | | | | | | | | | | | | | | | | | | | | | | | | | | | | | | | | | | | | | | | | | | | | | | | | | | | | | | | | | | | | | | | | | | | | | | | |
|------|---------------|----|--|----|-----|----|-----|----|------|----|-----|------|-----|----|----|-----|-----|-----|----|-----|----|---|----|-----|----|------|----|-----|------|-----|---|----|----|----|-----|----|------|-----|----|---|----|----|---|-----|---------------|-------|--|---|----|---|---|----|----|----|-----|----|-----|----|----|-----|-----|-----|----|-----|----|---|----|----|----|------|----|----|------|-----|---|----|----|----|-----|----|------|-----|----|---|----|---|---|
| 233 | DAVID JUSTICE | OF | HT: 6'3" WT: 195 BATS: LEFT THROWS: LEFT BORN: 4-14-1966, Cincinnati, OH 1993 ATLANTA BRAVES BATTING RECORD <table><tr><td>G</td><td>AB</td><td>R</td><td>H</td><td>2B</td><td>3B</td><td>HR</td><td>RBI</td><td>SB</td><td>SLG</td><td>BB</td><td>SO</td><td>AVG</td></tr><tr><td>157</td><td>585</td><td>90</td><td>158</td><td>15</td><td>4</td><td>40</td><td>120</td><td>3</td><td>.515</td><td>78</td><td>90</td><td>.270</td></tr></table> CARDBOARD BASEBALL RATINGS <table><tr><td>AVG</td><td>H</td><td>2B</td><td>3B</td><td>HR</td><td>RBI</td><td>SB</td></tr><tr><td>.270</td><td>158</td><td>15</td><td>4</td><td>40</td><td>12</td><td>1</td></tr></table> DEFENSE RATING OF:   | G | AB | R | H | 2B | 3B | HR | RBI | SB | SLG | BB | SO | AVG | 157 | 585 | 90 | 158 | 15 | 4 | 40 | 120 | 3 | .515 | 78 | 90 | .270 | AVG | H | 2B | 3B | HR | RBI | SB | .270 | 158 | 15 | 4 | 40 | 12 | 1 | 237 | ROBERTO KELLY | OF | HT: 6'2" WT: 180 BATS: RIGHT THROWS: RIGHT BORN: 10-1-1964, Panama City, Panama 1993 CINCINNATI REDS BATTING RECORD <table><tr><td>G</td><td>AB</td><td>R</td><td>H</td><td>2B</td><td>3B</td><td>HR</td><td>RBI</td><td>SB</td><td>SLG</td><td>BB</td><td>SO</td><td>AVG</td></tr><tr><td>78</td><td>320</td><td>44</td><td>102</td><td>17</td><td>3</td><td>9</td><td>35</td><td>21</td><td>.475</td><td>17</td><td>43</td><td>.319</td></tr></table> CARDBOARD BASEBALL RATINGS <table><tr><td>AVG</td><td>H</td><td>2B</td><td>3B</td><td>HR</td><td>RBI</td><td>SB</td></tr><tr><td>.319</td><td>102</td><td>17</td><td>3</td><td>9</td><td>3</td><td>2</td></tr></table> DEFENSE RATING OF:    | G | AB | R | H | 2B | 3B | HR | RBI | SB | SLG | BB | SO | AVG | 78 | 320 | 44 | 102 | 17 | 3 | 9 | 35 | 21 | .475 | 17 | 43 | .319 | AVG | H | 2B | 3B | HR | RBI | SB | .319 | 102 | 17 | 3 | 9 | 3 | 2 |
| G | AB | R | H | 2B | 3B | HR | RBI | SB | SLG | BB | SO | AVG | | | | | | | | | | | | | | | | | | | | | | | | | | | | | | | | | | | | | | | | | | | | | | | | | | | | | | | | | | | | | | | | | | | | | | | | | | | |
| 157 | 585 | 90 | 158 | 15 | 4 | 40 | 120 | 3 | .515 | 78 | 90 | .270 | | | | | | | | | | | | | | | | | | | | | | | | | | | | | | | | | | | | | | | | | | | | | | | | | | | | | | | | | | | | | | | | | | | | | | | | | | | |
| AVG | H | 2B | 3B | HR | RBI | SB | | | | | | | | | | | | | | | | | | | | | | | | | | | | | | | | | | | | | | | | | | | | | | | | | | | | | | | | | | | | | | | | | | | | | | | | | | | | | | | | | |
| .270 | 158 | 15 | 4 | 40 | 12 | 1 | | | | | | | | | | | | | | | | | | | | | | | | | | | | | | | | | | | | | | | | | | | | | | | | | | | | | | | | | | | | | | | | | | | | | | | | | | | | | | | | | |
| G | AB | R | H | 2B | 3B | HR | RBI | SB | SLG | BB | SO | AVG | | | | | | | | | | | | | | | | | | | | | | | | | | | | | | | | | | | | | | | | | | | | | | | | | | | | | | | | | | | | | | | | | | | | | | | | | | | |
| 78 | 320 | 44 | 102 | 17 | 3 | 9 | 35 | 21 | .475 | 17 | 43 | .319 | | | | | | | | | | | | | | | | | | | | | | | | | | | | | | | | | | | | | | | | | | | | | | | | | | | | | | | | | | | | | | | | | | | | | | | | | | | |
| AVG | H | 2B | 3B | HR | RBI | SB | | | | | | | | | | | | | | | | | | | | | | | | | | | | | | | | | | | | | | | | | | | | | | | | | | | | | | | | | | | | | | | | | | | | | | | | | | | | | | | | | |
| .319 | 102 | 17 | 3 | 9 | 3 | 2 | | | | | | | | | | | | | | | | | | | | | | | | | | | | | | | | | | | | | | | | | | | | | | | | | | | | | | | | | | | | | | | | | | | | | | | | | | | | | | | | | |
| 234 | RON KARKOVIC | C | HT: 6'1" WT: 210 BATS: RIGHT THROWS: RIGHT BORN: 8-8-1963, Union, NJ 1993 CHICAGO WHITE SOX BATTING RECORD <table><tr><td>G</td><td>AB</td><td>R</td><td>H</td><td>2B</td><td>3B</td><td>HR</td><td>RBI</td><td>SB</td><td>SLG</td><td>BB</td><td>SO</td><td>AVG</td></tr><tr><td>128</td><td>403</td><td>60</td><td>92</td><td>17</td><td>1</td><td>20</td><td>54</td><td>2</td><td>.424</td><td>29</td><td>126</td><td>.228</td></tr></table> CARDBOARD BASEBALL RATINGS <table><tr><td>AVG</td><td>H</td><td>2B</td><td>3B</td><td>HR</td><td>RBI</td><td>SB</td></tr><tr><td>.228</td><td>92</td><td>17</td><td>1</td><td>20</td><td>5</td><td>1</td></tr></table> DEFENSE RATING | G | AB | R | H | 2B | 3B | HR | RBI | SB | SLG | BB | SO | AVG | 128 | 403 | 60 | 92 | 17 | 1 | 20 | 54 | 2 | .424 | 29 | 126 | .228 | AVG | H | 2B | 3B | HR | RBI | SB | .228 | 92 | 17 | 1 | 20 | 5 | 1 | 238 | JEFF KENT | 2B-3B | HT: 6'1" WT: 185 BATS: RIGHT THROWS: RIGHT BORN: 3-7-1968, Bellflower, CA 1993 NEW YORK METS BATTING RECORD <table><tr><td>G</td><td>AB</td><td>R</td><td>H</td><td>2B</td><td>3B</td><td>HR</td><td>RBI</td><td>SB</td><td>SLG</td><td>BB</td><td>SO</td><td>AVG</td></tr><tr><td>140</td><td>496</td><td>65</td><td>134</td><td>24</td><td>0</td><td>21</td><td>80</td><td>4</td><td>.446</td><td>30</td><td>88</td><td>.270</td></tr></table> CARDBOARD BASEBALL RATINGS <table><tr><td>AVG</td><td>H</td><td>2B</td><td>3B</td><td>HR</td><td>RBI</td><td>SB</td></tr><tr><td>.270</td><td>134</td><td>24</td><td>0</td><td>21</td><td>8</td><td>1</td></tr></table> DEFENSE RATING 2B:   3B:    | G | AB | R | H | 2B | 3B | HR | RBI | SB | SLG | BB | SO | AVG | 140 | 496 | 65 | 134 | 24 | 0 | 21 | 80 | 4 | .446 | 30 | 88 | .270 | AVG | H | 2B | 3B | HR | RBI | SB | .270 | 134 | 24 | 0 | 21 | 8 | 1 |
| G | AB | R | H | 2B | 3B | HR | RBI | SB | SLG | BB | SO | AVG | | | | | | | | | | | | | | | | | | | | | | | | | | | | | | | | | | | | | | | | | | | | | | | | | | | | | | | | | | | | | | | | | | | | | | | | | | | |
| 128 | 403 | 60 | 92 | 17 | 1 | 20 | 54 | 2 | .424 | 29 | 126 | .228 | | | | | | | | | | | | | | | | | | | | | | | | | | | | | | | | | | | | | | | | | | | | | | | | | | | | | | | | | | | | | | | | | | | | | | | | | | | |
| AVG | H | 2B | 3B | HR | RBI | SB | | | | | | | | | | | | | | | | | | | | | | | | | | | | | | | | | | | | | | | | | | | | | | | | | | | | | | | | | | | | | | | | | | | | | | | | | | | | | | | | | |
| .228 | 92 | 17 | 1 | 20 | 5 | 1 | | | | | | | | | | | | | | | | | | | | | | | | | | | | | | | | | | | | | | | | | | | | | | | | | | | | | | | | | | | | | | | | | | | | | | | | | | | | | | | | | |
| G | AB | R | H | 2B | 3B | HR | RBI | SB | SLG | BB | SO | AVG | | | | | | | | | | | | | | | | | | | | | | | | | | | | | | | | | | | | | | | | | | | | | | | | | | | | | | | | | | | | | | | | | | | | | | | | | | | |
| 140 | 496 | 65 | 134 | 24 | 0 | 21 | 80 | 4 | .446 | 30 | 88 | .270 | | | | | | | | | | | | | | | | | | | | | | | | | | | | | | | | | | | | | | | | | | | | | | | | | | | | | | | | | | | | | | | | | | | | | | | | | | | |
| AVG | H | 2B | 3B | HR | RBI | SB | | | | | | | | | | | | | | | | | | | | | | | | | | | | | | | | | | | | | | | | | | | | | | | | | | | | | | | | | | | | | | | | | | | | | | | | | | | | | | | | | |
| .270 | 134 | 24 | 0 | 21 | 8 | 1 | | | | | | | | | | | | | | | | | | | | | | | | | | | | | | | | | | | | | | | | | | | | | | | | | | | | | | | | | | | | | | | | | | | | | | | | | | | | | | | | | |
| 235 | ERIC KARROS | 1B | HT: 6'4" WT: 205 BATS: RIGHT THROWS: RIGHT BORN: 11-4-1967, Hackensack, NJ 1993 LOS ANGELES DODGERS BATTING RECORD <table><tr><td>G</td><td>AB</td><td>R</td><td>H</td><td>2B</td><td>3B</td><td>HR</td><td>RBI</td><td>SB</td><td>SLG</td><td>BB</td><td>SO</td><td>AVG</td></tr><tr><td>158</td><td>619</td><td>74</td><td>153</td><td>27</td><td>2</td><td>23</td><td>80</td><td>0</td><td>.409</td><td>34</td><td>82</td><td>.247</td></tr></table> CARDBOARD BASEBALL RATINGS <table><tr><td>AVG</td><td>H</td><td>2B</td><td>3B</td><td>HR</td><td>RBI</td><td>SB</td></tr><tr><td>.247</td><td>153</td><td>27</td><td>2</td><td>23</td><td>8</td><td>1</td></tr></table> DEFENSE RATING 1B:   | G | AB | R | H | 2B | 3B | HR | RBI | SB | SLG | BB | SO | AVG | 158 | 619 | 74 | 153 | 27 | 2 | 23 | 80 | 0 | .409 | 34 | 82 | .247 | AVG | H | 2B | 3B | HR | RBI | SB | .247 | 153 | 27 | 2 | 23 | 8 | 1 | 239 | JEFF KING | 3B | HT: 6'1" WT: 175 BATS: RIGHT THROWS: RIGHT BORN: 12-26-1964, Marion, IN 1993 PITTSBURGH PIRATES BATTING RECORD <table><tr><td>G</td><td>AB</td><td>R</td><td>H</td><td>2B</td><td>3B</td><td>HR</td><td>RBI</td><td>SB</td><td>SLG</td><td>BB</td><td>SO</td><td>AVG</td></tr><tr><td>158</td><td>611</td><td>82</td><td>180</td><td>35</td><td>3</td><td>9</td><td>98</td><td>8</td><td>.406</td><td>59</td><td>54</td><td>.295</td></tr></table> CARDBOARD BASEBALL RATINGS <table><tr><td>AVG</td><td>H</td><td>2B</td><td>3B</td><td>HR</td><td>RBI</td><td>SB</td></tr><tr><td>.295</td><td>180</td><td>35</td><td>3</td><td>9</td><td>9</td><td>1</td></tr></table> DEFENSE RATING 3B:    | G | AB | R | H | 2B | 3B | HR | RBI | SB | SLG | BB | SO | AVG | 158 | 611 | 82 | 180 | 35 | 3 | 9 | 98 | 8 | .406 | 59 | 54 | .295 | AVG | H | 2B | 3B | HR | RBI | SB | .295 | 180 | 35 | 3 | 9 | 9 | 1 |
| G | AB | R | H | 2B | 3B | HR | RBI | SB | SLG | BB | SO | AVG | | | | | | | | | | | | | | | | | | | | | | | | | | | | | | | | | | | | | | | | | | | | | | | | | | | | | | | | | | | | | | | | | | | | | | | | | | | |
| 158 | 619 | 74 | 153 | 27 | 2 | 23 | 80 | 0 | .409 | 34 | 82 | .247 | | | | | | | | | | | | | | | | | | | | | | | | | | | | | | | | | | | | | | | | | | | | | | | | | | | | | | | | | | | | | | | | | | | | | | | | | | | |
| AVG | H | 2B | 3B | HR | RBI | SB | | | | | | | | | | | | | | | | | | | | | | | | | | | | | | | | | | | | | | | | | | | | | | | | | | | | | | | | | | | | | | | | | | | | | | | | | | | | | | | | | |
| .247 | 153 | 27 | 2 | 23 | 8 | 1 | | | | | | | | | | | | | | | | | | | | | | | | | | | | | | | | | | | | | | | | | | | | | | | | | | | | | | | | | | | | | | | | | | | | | | | | | | | | | | | | | |
| G | AB | R | H | 2B | 3B | HR | RBI | SB | SLG | BB | SO | AVG | | | | | | | | | | | | | | | | | | | | | | | | | | | | | | | | | | | | | | | | | | | | | | | | | | | | | | | | | | | | | | | | | | | | | | | | | | | |
| 158 | 611 | 82 | 180 | 35 | 3 | 9 | 98 | 8 | .406 | 59 | 54 | .295 | | | | | | | | | | | | | | | | | | | | | | | | | | | | | | | | | | | | | | | | | | | | | | | | | | | | | | | | | | | | | | | | | | | | | | | | | | | |
| AVG | H | 2B | 3B | HR | RBI | SB | | | | | | | | | | | | | | | | | | | | | | | | | | | | | | | | | | | | | | | | | | | | | | | | | | | | | | | | | | | | | | | | | | | | | | | | | | | | | | | | | |
| .295 | 180 | 35 | 3 | 9 | 9 | 1 | | | | | | | | | | | | | | | | | | | | | | | | | | | | | | | | | | | | | | | | | | | | | | | | | | | | | | | | | | | | | | | | | | | | | | | | | | | | | | | | | |
| 236 | PAT KELLY | 2B | HT: 6'0" WT: 180 BATS: RIGHT THROWS: RIGHT BORN: 10-14-1967, Philadelphia, PA 1993 NEW YORK YANKEES BATTING RECORD <table><tr><td>G</td><td>AB</td><td>R</td><td>H</td><td>2B</td><td>3B</td><td>HR</td><td>RBI</td><td>SB</td><td>SLG</td><td>BB</td><td>SO</td><td>AVG</td></tr><tr><td>127</td><td>406</td><td>49</td><td>111</td><td>24</td><td>1</td><td>7</td><td>51</td><td>14</td><td>.389</td><td>24</td><td>68</td><td>.273</td></tr></table> CARDBOARD BASEBALL RATINGS <table><tr><td>AVG</td><td>H</td><td>2B</td><td>3B</td><td>HR</td><td>RBI</td><td>SB</td></tr><tr><td>.273</td><td>111</td><td>24</td><td>1</td><td>7</td><td>5</td><td>1</td></tr></table> DEFENSE RATING 2B:    | G | AB | R | H | 2B | 3B | HR | RBI | SB | SLG | BB | SO | AVG | 127 | 406 | 49 | 111 | 24 | 1 | 7 | 51 | 14 | .389 | 24 | 68 | .273 | AVG | H | 2B | 3B | HR | RBI | SB | .273 | 111 | 24 | 1 | 7 | 5 | 1 | 240 | WAYNE KIRBY | OF | HT: 5'11" WT: 185 BATS: LEFT THROWS: RIGHT BORN: 1-22-1964, Williamsburg, VA 1993 CLEVELAND INDIANS BATTING RECORD <table><tr><td>G</td><td>AB</td><td>R</td><td>H</td><td>2B</td><td>3B</td><td>HR</td><td>RBI</td><td>SB</td><td>SLG</td><td>BB</td><td>SO</td><td>AVG</td></tr><tr><td>131</td><td>458</td><td>71</td><td>123</td><td>19</td><td>5</td><td>6</td><td>60</td><td>17</td><td>.371</td><td>37</td><td>58</td><td>.269</td></tr></table> CARDBOARD BASEBALL RATINGS <table><tr><td>AVG</td><td>H</td><td>2B</td><td>3B</td><td>HR</td><td>RBI</td><td>SB</td></tr><tr><td>.269</td><td>123</td><td>19</td><td>5</td><td>6</td><td>6</td><td>2</td></tr></table> DEFENSE RATING OF:    | G | AB | R | H | 2B | 3B | HR | RBI | SB | SLG | BB | SO | AVG | 131 | 458 | 71 | 123 | 19 | 5 | 6 | 60 | 17 | .371 | 37 | 58 | .269 | AVG | H | 2B | 3B | HR | RBI | SB | .269 | 123 | 19 | 5 | 6 | 6 | 2 |
| G | AB | R | H | 2B | 3B | HR | RBI | SB | SLG | BB | SO | AVG | | | | | | | | | | | | | | | | | | | | | | | | | | | | | | | | | | | | | | | | | | | | | | | | | | | | | | | | | | | | | | | | | | | | | | | | | | | |
| 127 | 406 | 49 | 111 | 24 | 1 | 7 | 51 | 14 | .389 | 24 | 68 | .273 | | | | | | | | | | | | | | | | | | | | | | | | | | | | | | | | | | | | | | | | | | | | | | | | | | | | | | | | | | | | | | | | | | | | | | | | | | | |
| AVG | H | 2B | 3B | HR | RBI | SB | | | | | | | | | | | | | | | | | | | | | | | | | | | | | | | | | | | | | | | | | | | | | | | | | | | | | | | | | | | | | | | | | | | | | | | | | | | | | | | | | |
| .273 | 111 | 24 | 1 | 7 | 5 | 1 | | | | | | | | | | | | | | | | | | | | | | | | | | | | | | | | | | | | | | | | | | | | | | | | | | | | | | | | | | | | | | | | | | | | | | | | | | | | | | | | | |
| G | AB | R | H | 2B | 3B | HR | RBI | SB | SLG | BB | SO | AVG | | | | | | | | | | | | | | | | | | | | | | | | | | | | | | | | | | | | | | | | | | | | | | | | | | | | | | | | | | | | | | | | | | | | | | | | | | | |
| 131 | 458 | 71 | 123 | 19 | 5 | 6 | 60 | 17 | .371 | 37 | 58 | .269 | | | | | | | | | | | | | | | | | | | | | | | | | | | | | | | | | | | | | | | | | | | | | | | | | | | | | | | | | | | | | | | | | | | | | | | | | | | |
| AVG | H | 2B | 3B | HR | RBI | SB | | | | | | | | | | | | | | | | | | | | | | | | | | | | | | | | | | | | | | | | | | | | | | | | | | | | | | | | | | | | | | | | | | | | | | | | | | | | | | | | | |
| .269 | 123 | 19 | 5 | 6 | 6 | 2 | | | | | | | | | | | | | | | | | | | | | | | | | | | | | | | | | | | | | | | | | | | | | | | | | | | | | | | | | | | | | | | | | | | | | | | | | | | | | | | | | |

| | | | | | | | | | | | | | |
|--|----------|---|----|----|----|----|-----|----|------|----|----|------|---|
| 241 | JOE KMAK | | | | | | | | | | | | C |
| HT: 6'0" WT: 200 BATS: RIGHT THROWS: RIGHT BORN: 5-3-1963, Napa, CA | | | | | | | | | | | | | |
| 1993 MILWAUKEE BREWERS BATTING RECORD | | | | | | | | | | | | | |
| G | AB | R | H | 2B | 3B | HR | RBI | SB | SLG | BB | SO | AVG | |
| 51 | 110 | 9 | 24 | 5 | 0 | 0 | 7 | 6 | .264 | 14 | 13 | .218 | |
| CARDBOARD BASEBALL RATINGS | | | | | | | | | | | | | |
| AVG | H | | 2B | | 3B | | HR | | RBI | | SB | | |
| .218 | 24 | | 5 | | 0 | | 0 | | 0 | | 1 | | |
| DEFENSE RATING | | | | | | | | | | | | | |

| | | | | | | | | | | | | | |
|---|-----------|-----|-----|----|----|----|-----|----|------|-----|----|------|----|
| 245 | JOHN KRUK | | | | | | | | | | | | 1B |
| HT: 5'10" WT: 170 BATS: LEFT THROWS: LEFT BORN: 2-9-1961, Charleston, WV | | | | | | | | | | | | | |
| 1993 PHILADELPHIA PHILLIES BATTING RECORD | | | | | | | | | | | | | |
| G | AB | R | H | 2B | 3B | HR | RBI | SB | SLG | BB | SO | AVG | |
| 150 | 535 | 100 | 169 | 33 | 5 | 14 | 85 | 6 | .475 | 111 | 87 | .316 | |
| CARDBOARD BASEBALL RATINGS | | | | | | | | | | | | | |
| AVG | H | | 2B | | 3B | | HR | | RBI | | SB | | |
| .316 | 169 | | 33 | | 5 | | 14 | | 8 | | 1 | | |
| DEFENSE RATING | | | | | | | | | | | | | |
| 1B:  | | | | | | | | | | | | | |

| | | | | | | | | | | | | | |
|---|-----------------|----|-----|----|----|----|-----|----|------|----|----|------|-------|
| 242 | CHUCK KNOBLAUCH | | | | | | | | | | | | 2B-SS |
| HT: 5'9" WT: 175 BATS: RIGHT THROWS: RIGHT BORN: 7-7-1968, Houston, TX | | | | | | | | | | | | | |
| 1993 MINNESOTA TWINS BATTING RECORD | | | | | | | | | | | | | |
| G | AB | R | H | 2B | 3B | HR | RBI | SB | SLG | BB | SO | AVG | |
| 153 | 602 | 82 | 167 | 27 | 4 | 2 | 41 | 29 | .346 | 65 | 44 | .277 | |
| CARDBOARD BASEBALL RATINGS | | | | | | | | | | | | | |
| AVG | H | | 2B | | 3B | | HR | | RBI | | SB | | |
| .277 | 167 | | 27 | | 4 | | 2 | | 4 | | 3 | | |
| DEFENSE RATING | | | | | | | | | | | | | |
| 2B:    SS:   | | | | | | | | | | | | | |























| | | | | | | | | | | | | | |
|--|-----------|---|----|----|----|----|-----|----|------|----|----|------|---|
| 246 | TIM LAKER | | | | | | | | | | | | C |
| HT: 6'2" WT: 185 BATS: RIGHT THROWS: RIGHT BORN: 11-27-1969, Encino, CA | | | | | | | | | | | | | |
| 1993 MONTREAL EXPOS BATTING RECORD | | | | | | | | | | | | | |
| G | AB | R | H | 2B | 3B | HR | RBI | SB | SLG | BB | SO | AVG | |
| 43 | 86 | 3 | 17 | 2 | 1 | 0 | 7 | 2 | .244 | 2 | 16 | .198 | |
| CARDBOARD BASEBALL RATINGS | | | | | | | | | | | | | |
| AVG | H | | 2B | | 3B | | HR | | RBI | | SB | | |
| .198 | 17 | | 2 | | 1 | | 0 | | 0 | | 1 | | |
| DEFENSE RATING | | | | | | | | | | | | | |



























| | | | | | | | | | | | | | |
|---|-------------|----|----|----|----|----|-----|----|------|----|----|------|---|
| 243 | RANDY KNORR | | | | | | | | | | | | C |
| HT: 6'2" WT: 205 BATS: RIGHT THROWS: RIGHT BORN: 11-12-1968, San Gabriel, CA | | | | | | | | | | | | | |
| 1993 TORONTO BLUE JAYS BATTING RECORD | | | | | | | | | | | | | |
| G | AB | R | H | 2B | 3B | HR | RBI | SB | SLG | BB | SO | AVG | |
| 39 | 101 | 11 | 25 | 3 | 2 | 4 | 20 | 0 | .436 | 9 | 29 | .248 | |
| CARDBOARD BASEBALL RATINGS | | | | | | | | | | | | | |
| AVG | H | | 2B | | 3B | | HR | | RBI | | SB | | |
| .248 | 25 | | 3 | | 2 | | 4 | | 2 | | 1 | | |
| DEFENSE RATING | | | | | | | | | | | | | |

























| | | | | | | | | | | | | | |
|--|------------|----|----|----|----|----|-----|----|------|----|----|------|---|
| 247 | STEVE LAKE | | | | | | | | | | | | C |
| HT: 6'1" WT: 180 BATS: RIGHT THROWS: RIGHT BORN: 3-14-1957, Inglewood, CA | | | | | | | | | | | | | |
| 1993 CHICAGO CUBS BATTING RECORD | | | | | | | | | | | | | |
| G | AB | R | H | 2B | 3B | HR | RBI | SB | SLG | BB | SO | AVG | |
| 44 | 120 | 11 | 27 | 6 | 0 | 5 | 13 | 0 | .400 | 4 | 19 | .225 | |
| CARDBOARD BASEBALL RATINGS | | | | | | | | | | | | | |
| AVG | H | | 2B | | 3B | | HR | | RBI | | SB | | |
| .225 | 27 | | 6 | | 0 | | 5 | | 1 | | 1 | | |
| DEFENSE RATING | | | | | | | | | | | | | |





| | | | | | | | | | | | | | |
|---|--------------|----|-----|----|----|----|-----|----|------|----|----|------|---|
| 244 | CHAD KREUTER | | | | | | | | | | | | C |
| HT: 6'2" WT: 190 BATS: BOTH THROWS: RIGHT BORN: 8-26-1964, Greenbrae, CA | | | | | | | | | | | | | |
| 1993 DETROIT TIGERS BATTING RECORD | | | | | | | | | | | | | |
| G | AB | R | H | 2B | 3B | HR | RBI | SB | SLG | BB | SO | AVG | |
| 119 | 374 | 59 | 107 | 23 | 3 | 15 | 51 | 2 | .484 | 49 | 92 | .286 | |
| CARDBOARD BASEBALL RATINGS | | | | | | | | | | | | | |
| AVG | H | | 2B | | 3B | | HR | | RBI | | SB | | |
| .286 | 107 | | 23 | | 3 | | 15 | | 5 | | 1 | | |
| DEFENSE RATING | | | | | | | | | | | | | |



| | | | | | | | | | | | | | |
|--|-------------|----|----|----|----|----|-----|----|------|----|----|------|---|
| 248 | TOM LAMPKIN | | | | | | | | | | | | C |
| HT: 5'11" WT: 180 BATS: LEFT THROWS: RIGHT BORN: 3-4-1964, Cincinnati, OH | | | | | | | | | | | | | |
| 1993 MILWAUKEE BREWERS BATTING RECORD | | | | | | | | | | | | | |
| G | AB | R | H | 2B | 3B | HR | RBI | SB | SLG | BB | SO | AVG | |
| 73 | 162 | 22 | 32 | 8 | 0 | 4 | 25 | 7 | .321 | 20 | 26 | .198 | |
| CARDBOARD BASEBALL RATINGS | | | | | | | | | | | | | |
| AVG | H | | 2B | | 3B | | HR | | RBI | | SB | | |
| .198 | 32 | | 8 | | 0 | | 4 | | 2 | | 1 | | |
| DEFENSE RATING | | | | | | | | | | | | | |




| <div>249</div> <div>RAY LANKFORD</div> <div>OF</div> <div>HT: 5'11" WT: 180 BATS: LEFT THROWS: LEFT BORN: 6-5-1967, Los Angeles, CA</div> <div>1993 ST. LOUIS CARDINALS BATTING RECORD</div> <table><tr><th>G</th><th>AB</th><th>R</th><th>H</th><th>2B</th><th>3B</th><th>HR</th><th>RBI</th><th>SB</th><th>SLG</th><th>BB</th><th>SO</th><th>AVG</th></tr><tr><td>127</td><td>407</td><td>64</td><td>97</td><td>17</td><td>3</td><td>7</td><td>45</td><td>14</td><td>.346</td><td>81</td><td>111</td><td>.238</td></tr></table> <div>CARDBOARD BASEBALL RATINGS</div> <table><tr><th>AVG</th><th>H</th><th>2B</th><th>3B</th><th>HR</th><th>RBI</th><th>SB</th></tr><tr><td>.238</td><td>97</td><td>17</td><td>3</td><td>7</td><td>4</td><td>1</td></tr></table> <div>DEFENSE RATING</div> <div>OF: </div> | | | | | | | | | | | | | G | AB | R | H | 2B | 3B | HR | RBI | SB | SLG | BB | SO | AVG | 127 | 407 | 64 | 97 | 17 | 3 | 7 | 45 | 14 | .346 | 81 | 111 | .238 | AVG | H | 2B | 3B | HR | RBI | SB | .238 | 97 | 17 | 3 | 7 | 4 | 1 | <div>253</div> <div>MIKE LAVALLIERE</div> <div>C</div> <div>HT: 5'10" WT: 180 BATS: LEFT THROWS: RIGHT BORN: 8-18-1960, Charlotte, NC</div> <div>1993 CHICAGO WHITE SOX BATTING RECORD</div> <table><tr><th>G</th><th>AB</th><th>R</th><th>H</th><th>2B</th><th>3B</th><th>HR</th><th>RBI</th><th>SB</th><th>SLG</th><th>BB</th><th>SO</th><th>AVG</th></tr><tr><td>38</td><td>102</td><td>6</td><td>26</td><td>2</td><td>0</td><td>0</td><td>8</td><td>0</td><td>.275</td><td>4</td><td>14</td><td>.255</td></tr></table> <div>CARDBOARD BASEBALL RATINGS</div> <table><tr><th>AVG</th><th>H</th><th>2B</th><th>3B</th><th>HR</th><th>RBI</th><th>SB</th></tr><tr><td>.255</td><td>26</td><td>2</td><td>0</td><td>0</td><td>0</td><td>1</td></tr></table> <div>DEFENSE RATING</div> | | | | | | | | | | | | | G | AB | R | H | 2B | 3B | HR | RBI | SB | SLG | BB | SO | AVG | 38 | 102 | 6 | 26 | 2 | 0 | 0 | 8 | 0 | .275 | 4 | 14 | .255 | AVG | H | 2B | 3B | HR | RBI | SB | .255 | 26 | 2 | 0 | 0 | 0 | 1 |
|---|-----|----|-----|----|-----|----|-----|----|------|----|-----|------|---|----|---|---|----|----|----|-----|----|-----|----|----|-----|-----|-----|----|-----|----|---|---|----|----|------|----|-----|------|-----|---|----|----|----|-----|----|------|-----|----|---|---|---|---|---|--|--|--|--|--|--|--|--|--|--|--|--|---|----|---|---|----|----|----|-----|----|-----|----|----|-----|-----|-----|----|-----|----|---|---|----|---|------|----|----|------|-----|---|----|----|----|-----|----|------|-----|----|---|---|---|---|
| G | AB | R | H | 2B | 3B | HR | RBI | SB | SLG | BB | SO | AVG | | | | | | | | | | | | | | | | | | | | | | | | | | | | | | | | | | | | | | | | | | | | | | | | | | | | | | | | | | | | | | | | | | | | | | | | | | | | | | | | | | | | | | | | | | | | | |
| 127 | 407 | 64 | 97 | 17 | 3 | 7 | 45 | 14 | .346 | 81 | 111 | .238 | | | | | | | | | | | | | | | | | | | | | | | | | | | | | | | | | | | | | | | | | | | | | | | | | | | | | | | | | | | | | | | | | | | | | | | | | | | | | | | | | | | | | | | | | | | | | |
| AVG | H | 2B | 3B | HR | RBI | SB | | | | | | | | | | | | | | | | | | | | | | | | | | | | | | | | | | | | | | | | | | | | | | | | | | | | | | | | | | | | | | | | | | | | | | | | | | | | | | | | | | | | | | | | | | | | | | | | | | | |
| .238 | 97 | 17 | 3 | 7 | 4 | 1 | | | | | | | | | | | | | | | | | | | | | | | | | | | | | | | | | | | | | | | | | | | | | | | | | | | | | | | | | | | | | | | | | | | | | | | | | | | | | | | | | | | | | | | | | | | | | | | | | | | |
| G | AB | R | H | 2B | 3B | HR | RBI | SB | SLG | BB | SO | AVG | | | | | | | | | | | | | | | | | | | | | | | | | | | | | | | | | | | | | | | | | | | | | | | | | | | | | | | | | | | | | | | | | | | | | | | | | | | | | | | | | | | | | | | | | | | | | |
| 38 | 102 | 6 | 26 | 2 | 0 | 0 | 8 | 0 | .275 | 4 | 14 | .255 | | | | | | | | | | | | | | | | | | | | | | | | | | | | | | | | | | | | | | | | | | | | | | | | | | | | | | | | | | | | | | | | | | | | | | | | | | | | | | | | | | | | | | | | | | | | | |
| AVG | H | 2B | 3B | HR | RBI | SB | | | | | | | | | | | | | | | | | | | | | | | | | | | | | | | | | | | | | | | | | | | | | | | | | | | | | | | | | | | | | | | | | | | | | | | | | | | | | | | | | | | | | | | | | | | | | | | | | | | |
| .255 | 26 | 2 | 0 | 0 | 0 | 1 | | | | | | | | | | | | | | | | | | | | | | | | | | | | | | | | | | | | | | | | | | | | | | | | | | | | | | | | | | | | | | | | | | | | | | | | | | | | | | | | | | | | | | | | | | | | | | | | | | | |
| <div>250</div> <div>MIKE LANSING</div> <div>3B-SS-2B</div> <div>HT: 6'0" WT: 175 BATS: RIGHT THROWS: RIGHT BORN: 4-3-1968, Rawlins, WY</div> <div>1993 MONTREAL EXPOS BATTING RECORD</div> <table><tr><th>G</th><th>AB</th><th>R</th><th>H</th><th>2B</th><th>3B</th><th>HR</th><th>RBI</th><th>SB</th><th>SLG</th><th>BB</th><th>SO</th><th>AVG</th></tr><tr><td>141</td><td>491</td><td>64</td><td>141</td><td>29</td><td>1</td><td>3</td><td>45</td><td>23</td><td>.369</td><td>46</td><td>56</td><td>.287</td></tr></table> <div>CARDBOARD BASEBALL RATINGS</div> <table><tr><th>AVG</th><th>H</th><th>2B</th><th>3B</th><th>HR</th><th>RBI</th><th>SB</th></tr><tr><td>.287</td><td>141</td><td>29</td><td>1</td><td>3</td><td>4</td><td>2</td></tr></table> <div>DEFENSE RATING</div> <div>3B:  SS:  2B: </div> | | | | | | | | | | | | | G | AB | R | H | 2B | 3B | HR | RBI | SB | SLG | BB | SO | AVG | 141 | 491 | 64 | 141 | 29 | 1 | 3 | 45 | 23 | .369 | 46 | 56 | .287 | AVG | H | 2B | 3B | HR | RBI | SB | .287 | 141 | 29 | 1 | 3 | 4 | 2 | <div>254</div> <div>MANUEL LEE</div> <div>SS</div> <div>HT: 5'10" WT: 145 BATS: BOTH THROWS: RIGHT BORN: 6-17-1965, San Pedro de Macoris, D.R.</div> <div>1993 TEXAS RANGERS BATTING RECORD</div> <table><tr><th>G</th><th>AB</th><th>R</th><th>H</th><th>2B</th><th>3B</th><th>HR</th><th>RBI</th><th>SB</th><th>SLG</th><th>BB</th><th>SO</th><th>AVG</th></tr><tr><td>73</td><td>205</td><td>31</td><td>45</td><td>3</td><td>1</td><td>1</td><td>12</td><td>2</td><td>.259</td><td>22</td><td>39</td><td>.220</td></tr></table> <div>CARDBOARD BASEBALL RATINGS</div> <table><tr><th>AVG</th><th>H</th><th>2B</th><th>3B</th><th>HR</th><th>RBI</th><th>SB</th></tr><tr><td>.220</td><td>45</td><td>3</td><td>1</td><td>1</td><td>1</td><td>1</td></tr></table> <div>DEFENSE RATING</div> <div>SS: </div> | | | | | | | | | | | | | G | AB | R | H | 2B | 3B | HR | RBI | SB | SLG | BB | SO | AVG | 73 | 205 | 31 | 45 | 3 | 1 | 1 | 12 | 2 | .259 | 22 | 39 | .220 | AVG | H | 2B | 3B | HR | RBI | SB | .220 | 45 | 3 | 1 | 1 | 1 | 1 |
| G | AB | R | H | 2B | 3B | HR | RBI | SB | SLG | BB | SO | AVG | | | | | | | | | | | | | | | | | | | | | | | | | | | | | | | | | | | | | | | | | | | | | | | | | | | | | | | | | | | | | | | | | | | | | | | | | | | | | | | | | | | | | | | | | | | | | |
| 141 | 491 | 64 | 141 | 29 | 1 | 3 | 45 | 23 | .369 | 46 | 56 | .287 | | | | | | | | | | | | | | | | | | | | | | | | | | | | | | | | | | | | | | | | | | | | | | | | | | | | | | | | | | | | | | | | | | | | | | | | | | | | | | | | | | | | | | | | | | | | | |
| AVG | H | 2B | 3B | HR | RBI | SB | | | | | | | | | | | | | | | | | | | | | | | | | | | | | | | | | | | | | | | | | | | | | | | | | | | | | | | | | | | | | | | | | | | | | | | | | | | | | | | | | | | | | | | | | | | | | | | | | | | |
| .287 | 141 | 29 | 1 | 3 | 4 | 2 | | | | | | | | | | | | | | | | | | | | | | | | | | | | | | | | | | | | | | | | | | | | | | | | | | | | | | | | | | | | | | | | | | | | | | | | | | | | | | | | | | | | | | | | | | | | | | | | | | | |
| G | AB | R | H | 2B | 3B | HR | RBI | SB | SLG | BB | SO | AVG | | | | | | | | | | | | | | | | | | | | | | | | | | | | | | | | | | | | | | | | | | | | | | | | | | | | | | | | | | | | | | | | | | | | | | | | | | | | | | | | | | | | | | | | | | | | | |
| 73 | 205 | 31 | 45 | 3 | 1 | 1 | 12 | 2 | .259 | 22 | 39 | .220 | | | | | | | | | | | | | | | | | | | | | | | | | | | | | | | | | | | | | | | | | | | | | | | | | | | | | | | | | | | | | | | | | | | | | | | | | | | | | | | | | | | | | | | | | | | | | |
| AVG | H | 2B | 3B | HR | RBI | SB | | | | | | | | | | | | | | | | | | | | | | | | | | | | | | | | | | | | | | | | | | | | | | | | | | | | | | | | | | | | | | | | | | | | | | | | | | | | | | | | | | | | | | | | | | | | | | | | | | | |
| .220 | 45 | 3 | 1 | 1 | 1 | 1 | | | | | | | | | | | | | | | | | | | | | | | | | | | | | | | | | | | | | | | | | | | | | | | | | | | | | | | | | | | | | | | | | | | | | | | | | | | | | | | | | | | | | | | | | | | | | | | | | | | |
| <div>251</div> <div>BARRY LARKIN</div> <div>SS</div> <div>HT: 6'0" WT: 185 BATS: RIGHT THROWS: RIGHT BORN: 4-28-1964, Cincinnati, OH</div> <div>1993 CINCINNATI REDS BATTING RECORD</div> <table><tr><th>G</th><th>AB</th><th>R</th><th>H</th><th>2B</th><th>3B</th><th>HR</th><th>RBI</th><th>SB</th><th>SLG</th><th>BB</th><th>SO</th><th>AVG</th></tr><tr><td>100</td><td>384</td><td>57</td><td>121</td><td>20</td><td>3</td><td>8</td><td>51</td><td>14</td><td>.445</td><td>51</td><td>33</td><td>.315</td></tr></table> <div>CARDBOARD BASEBALL RATINGS</div> <table><tr><th>AVG</th><th>H</th><th>2B</th><th>3B</th><th>HR</th><th>RBI</th><th>SB</th></tr><tr><td>.315</td><td>121</td><td>20</td><td>3</td><td>8</td><td>5</td><td>1</td></tr></table> <div>DEFENSE RATING</div> <div>SS: </div> | | | | | | | | | | | | | G | AB | R | H | 2B | 3B | HR | RBI | SB | SLG | BB | SO | AVG | 100 | 384 | 57 | 121 | 20 | 3 | 8 | 51 | 14 | .445 | 51 | 33 | .315 | AVG | H | 2B | 3B | HR | RBI | SB | .315 | 121 | 20 | 3 | 8 | 5 | 1 | <div>255</div> <div>MARK LEMKE</div> <div>2B</div> <div>HT: 5'10" WT: 167 BATS: BOTH THROWS: RIGHT BORN: 8-13-1965, Utica, NY</div> <div>1993 ATLANTA BRAVES BATTING RECORD</div> <table><tr><th>G</th><th>AB</th><th>R</th><th>H</th><th>2B</th><th>3B</th><th>HR</th><th>RBI</th><th>SB</th><th>SLG</th><th>BB</th><th>SO</th><th>AVG</th></tr><tr><td>151</td><td>493</td><td>52</td><td>124</td><td>19</td><td>2</td><td>7</td><td>49</td><td>1</td><td>.341</td><td>65</td><td>50</td><td>.252</td></tr></table> <div>CARDBOARD BASEBALL RATINGS</div> <table><tr><th>AVG</th><th>H</th><th>2B</th><th>3B</th><th>HR</th><th>RBI</th><th>SB</th></tr><tr><td>.252</td><td>124</td><td>19</td><td>2</td><td>7</td><td>4</td><td>1</td></tr></table> <div>DEFENSE RATING</div> <div>2B: </div> | | | | | | | | | | | | | G | AB | R | H | 2B | 3B | HR | RBI | SB | SLG | BB | SO | AVG | 151 | 493 | 52 | 124 | 19 | 2 | 7 | 49 | 1 | .341 | 65 | 50 | .252 | AVG | H | 2B | 3B | HR | RBI | SB | .252 | 124 | 19 | 2 | 7 | 4 | 1 |
| G | AB | R | H | 2B | 3B | HR | RBI | SB | SLG | BB | SO | AVG | | | | | | | | | | | | | | | | | | | | | | | | | | | | | | | | | | | | | | | | | | | | | | | | | | | | | | | | | | | | | | | | | | | | | | | | | | | | | | | | | | | | | | | | | | | | | |
| 100 | 384 | 57 | 121 | 20 | 3 | 8 | 51 | 14 | .445 | 51 | 33 | .315 | | | | | | | | | | | | | | | | | | | | | | | | | | | | | | | | | | | | | | | | | | | | | | | | | | | | | | | | | | | | | | | | | | | | | | | | | | | | | | | | | | | | | | | | | | | | | |
| AVG | H | 2B | 3B | HR | RBI | SB | | | | | | | | | | | | | | | | | | | | | | | | | | | | | | | | | | | | | | | | | | | | | | | | | | | | | | | | | | | | | | | | | | | | | | | | | | | | | | | | | | | | | | | | | | | | | | | | | | | |
| .315 | 121 | 20 | 3 | 8 | 5 | 1 | | | | | | | | | | | | | | | | | | | | | | | | | | | | | | | | | | | | | | | | | | | | | | | | | | | | | | | | | | | | | | | | | | | | | | | | | | | | | | | | | | | | | | | | | | | | | | | | | | | |
| G | AB | R | H | 2B | 3B | HR | RBI | SB | SLG | BB | SO | AVG | | | | | | | | | | | | | | | | | | | | | | | | | | | | | | | | | | | | | | | | | | | | | | | | | | | | | | | | | | | | | | | | | | | | | | | | | | | | | | | | | | | | | | | | | | | | | |
| 151 | 493 | 52 | 124 | 19 | 2 | 7 | 49 | 1 | .341 | 65 | 50 | .252 | | | | | | | | | | | | | | | | | | | | | | | | | | | | | | | | | | | | | | | | | | | | | | | | | | | | | | | | | | | | | | | | | | | | | | | | | | | | | | | | | | | | | | | | | | | | | |
| AVG | H | 2B | 3B | HR | RBI | SB | | | | | | | | | | | | | | | | | | | | | | | | | | | | | | | | | | | | | | | | | | | | | | | | | | | | | | | | | | | | | | | | | | | | | | | | | | | | | | | | | | | | | | | | | | | | | | | | | | | |
| .252 | 124 | 19 | 2 | 7 | 4 | 1 | | | | | | | | | | | | | | | | | | | | | | | | | | | | | | | | | | | | | | | | | | | | | | | | | | | | | | | | | | | | | | | | | | | | | | | | | | | | | | | | | | | | | | | | | | | | | | | | | | | |
| <div>252</div> <div>GENE LARKIN</div> <div>OF-1B</div> <div>HT: 6'3" WT: 195 BATS: BOTH THROWS: RIGHT BORN: 10-24-1962, Flushing, NY</div> <div>1993 MINNESOTA TWINS BATTING RECORD</div> <table><tr><th>G</th><th>AB</th><th>R</th><th>H</th><th>2B</th><th>3B</th><th>HR</th><th>RBI</th><th>SB</th><th>SLG</th><th>BB</th><th>SO</th><th>AVG</th></tr><tr><td>56</td><td>144</td><td>17</td><td>38</td><td>7</td><td>1</td><td>1</td><td>19</td><td>0</td><td>.347</td><td>21</td><td>16</td><td>.264</td></tr></table> <div>CARDBOARD BASEBALL RATINGS</div> <table><tr><th>AVG</th><th>H</th><th>2B</th><th>3B</th><th>HR</th><th>RBI</th><th>SB</th></tr><tr><td>.264</td><td>38</td><td>7</td><td>1</td><td>1</td><td>1</td><td>1</td></tr></table> <div>DEFENSE RATING</div> <div>OF:  1B: </div> | | | | | | | | | | | | | G | AB | R | H | 2B | 3B | HR | RBI | SB | SLG | BB | SO | AVG | 56 | 144 | 17 | 38 | 7 | 1 | 1 | 19 | 0 | .347 | 21 | 16 | .264 | AVG | H | 2B | 3B | HR | RBI | SB | .264 | 38 | 7 | 1 | 1 | 1 | 1 | <div>256</div> <div>JESSE LEVIS</div> <div>C</div> <div>HT: 5'9" WT: 180 BATS: LEFT THROWS: RIGHT BORN: 4-14-1968, Philadelphia, PA</div> <div>1993 CLEVELAND INDIANS BATTING RECORD</div> <table><tr><th>G</th><th>AB</th><th>R</th><th>H</th><th>2B</th><th>3B</th><th>HR</th><th>RBI</th><th>SB</th><th>SLG</th><th>BB</th><th>SO</th><th>AVG</th></tr><tr><td>31</td><td>63</td><td>7</td><td>11</td><td>2</td><td>0</td><td>0</td><td>4</td><td>0</td><td>.206</td><td>2</td><td>10</td><td>.175</td></tr></table> <div>CARDBOARD BASEBALL RATINGS</div> <table><tr><th>AVG</th><th>H</th><th>2B</th><th>3B</th><th>HR</th><th>RBI</th><th>SB</th></tr><tr><td>.175</td><td>11</td><td>2</td><td>0</td><td>0</td><td>0</td><td>1</td></tr></table> <div>DEFENSE RATING</div> | | | | | | | | | | | | | G | AB | R | H | 2B | 3B | HR | RBI | SB | SLG | BB | SO | AVG | 31 | 63 | 7 | 11 | 2 | 0 | 0 | 4 | 0 | .206 | 2 | 10 | .175 | AVG | H | 2B | 3B | HR | RBI | SB | .175 | 11 | 2 | 0 | 0 | 0 | 1 |
| G | AB | R | H | 2B | 3B | HR | RBI | SB | SLG | BB | SO | AVG | | | | | | | | | | | | | | | | | | | | | | | | | | | | | | | | | | | | | | | | | | | | | | | | | | | | | | | | | | | | | | | | | | | | | | | | | | | | | | | | | | | | | | | | | | | | | |
| 56 | 144 | 17 | 38 | 7 | 1 | 1 | 19 | 0 | .347 | 21 | 16 | .264 | | | | | | | | | | | | | | | | | | | | | | | | | | | | | | | | | | | | | | | | | | | | | | | | | | | | | | | | | | | | | | | | | | | | | | | | | | | | | | | | | | | | | | | | | | | | | |
| AVG | H | 2B | 3B | HR | RBI | SB | | | | | | | | | | | | | | | | | | | | | | | | | | | | | | | | | | | | | | | | | | | | | | | | | | | | | | | | | | | | | | | | | | | | | | | | | | | | | | | | | | | | | | | | | | | | | | | | | | | |
| .264 | 38 | 7 | 1 | 1 | 1 | 1 | | | | | | | | | | | | | | | | | | | | | | | | | | | | | | | | | | | | | | | | | | | | | | | | | | | | | | | | | | | | | | | | | | | | | | | | | | | | | | | | | | | | | | | | | | | | | | | | | | | |
| G | AB | R | H | 2B | 3B | HR | RBI | SB | SLG | BB | SO | AVG | | | | | | | | | | | | | | | | | | | | | | | | | | | | | | | | | | | | | | | | | | | | | | | | | | | | | | | | | | | | | | | | | | | | | | | | | | | | | | | | | | | | | | | | | | | | | |
| 31 | 63 | 7 | 11 | 2 | 0 | 0 | 4 | 0 | .206 | 2 | 10 | .175 | | | | | | | | | | | | | | | | | | | | | | | | | | | | | | | | | | | | | | | | | | | | | | | | | | | | | | | | | | | | | | | | | | | | | | | | | | | | | | | | | | | | | | | | | | | | | |
| AVG | H | 2B | 3B | HR | RBI | SB | | | | | | | | | | | | | | | | | | | | | | | | | | | | | | | | | | | | | | | | | | | | | | | | | | | | | | | | | | | | | | | | | | | | | | | | | | | | | | | | | | | | | | | | | | | | | | | | | | | |
| .175 | 11 | 2 | 0 | 0 | 0 | 1 | | | | | | | | | | | | | | | | | | | | | | | | | | | | | | | | | | | | | | | | | | | | | | | | | | | | | | | | | | | | | | | | | | | | | | | | | | | | | | | | | | | | | | | | | | | | | | | | | | | |





| | | | | | | | | | | | | | | | | | | | | | | | | | | | | | | | | | | | | | | | | | | | | | | | | | | | | | | | | | | | | | | | | | | | | | | | | | | | | | | | | | | | | | | | | | | | | | | | | | | | | | | | | | |
|---|-----|----|-----|----|-----|----|-----|----|------|----|----|------|---|----|---|---|----|----|----|-----|----|-----|----|----|-----|-----|-----|----|-----|----|---|----|----|----|------|----|----|------|-----|---|----|----|----|-----|----|------|-----|----|---|----|---|---|--|--|--|--|--|--|--|--|--|--|--|--|--|---|----|---|---|----|----|----|-----|----|-----|----|----|-----|----|-----|----|----|----|---|---|----|----|------|----|----|------|-----|---|----|----|----|-----|----|------|----|----|---|---|---|---|
| <div>257</div> <div>DARREN LEWIS</div> <div>OF</div> <div>HT: 6'0" WT: 180 BATS: RIGHT THROWS: RIGHT BORN: 8-28-1967, Berkeley, CA</div> <div>1993 SAN FRANCISCO GIANTS BATTING RECORD</div> <table><tr><td>G</td><td>AB</td><td>R</td><td>H</td><td>2B</td><td>3B</td><td>HR</td><td>RBI</td><td>SB</td><td>SLG</td><td>BB</td><td>SO</td><td>AVG</td></tr><tr><td>136</td><td>522</td><td>84</td><td>132</td><td>17</td><td>7</td><td>2</td><td>48</td><td>46</td><td>.324</td><td>30</td><td>40</td><td>.253</td></tr></table> <div>CARDBOARD BASEBALL RATINGS</div> <table><tr><td>AVG</td><td>H</td><td>2B</td><td>3B</td><td>HR</td><td>RBI</td><td>SB</td></tr><tr><td>.253</td><td>132</td><td>17</td><td>7</td><td>2</td><td>4</td><td>5</td></tr></table> <div>DEFENSE RATING</div> <div>OF:   </div> | | | | | | | | | | | | | G | AB | R | H | 2B | 3B | HR | RBI | SB | SLG | BB | SO | AVG | 136 | 522 | 84 | 132 | 17 | 7 | 2 | 48 | 46 | .324 | 30 | 40 | .253 | AVG | H | 2B | 3B | HR | RBI | SB | .253 | 132 | 17 | 7 | 2 | 4 | 5 | <div>261</div> <div>NELSON LIRIANO</div> <div>SS-2B</div> <div>HT: 5'10" WT: 165 BATS: BOTH THROWS: RIGHT BORN: 6-3-1964, Puerto Plata, D.R.</div> <div>1993 COLORADO ROCKIES BATTING RECORD</div> <table><tr><td>G</td><td>AB</td><td>R</td><td>H</td><td>2B</td><td>3B</td><td>HR</td><td>RBI</td><td>SB</td><td>SLG</td><td>BB</td><td>SO</td><td>AVG</td></tr><tr><td>48</td><td>151</td><td>28</td><td>46</td><td>6</td><td>3</td><td>2</td><td>15</td><td>6</td><td>.424</td><td>18</td><td>22</td><td>.305</td></tr></table> <div>CARDBOARD BASEBALL RATINGS</div> <table><tr><td>AVG</td><td>H</td><td>2B</td><td>3B</td><td>HR</td><td>RBI</td><td>SB</td></tr><tr><td>.305</td><td>46</td><td>6</td><td>3</td><td>2</td><td>1</td><td>1</td></tr></table> <div>DEFENSE RATING</div> <div>SS:   2B:  </div> | | | | | | | | | | | | | G | AB | R | H | 2B | 3B | HR | RBI | SB | SLG | BB | SO | AVG | 48 | 151 | 28 | 46 | 6 | 3 | 2 | 15 | 6 | .424 | 18 | 22 | .305 | AVG | H | 2B | 3B | HR | RBI | SB | .305 | 46 | 6 | 3 | 2 | 1 | 1 |
| G | AB | R | H | 2B | 3B | HR | RBI | SB | SLG | BB | SO | AVG | | | | | | | | | | | | | | | | | | | | | | | | | | | | | | | | | | | | | | | | | | | | | | | | | | | | | | | | | | | | | | | | | | | | | | | | | | | | | | | | | | | | | | | | | | | | | |
| 136 | 522 | 84 | 132 | 17 | 7 | 2 | 48 | 46 | .324 | 30 | 40 | .253 | | | | | | | | | | | | | | | | | | | | | | | | | | | | | | | | | | | | | | | | | | | | | | | | | | | | | | | | | | | | | | | | | | | | | | | | | | | | | | | | | | | | | | | | | | | | | |
| AVG | H | 2B | 3B | HR | RBI | SB | | | | | | | | | | | | | | | | | | | | | | | | | | | | | | | | | | | | | | | | | | | | | | | | | | | | | | | | | | | | | | | | | | | | | | | | | | | | | | | | | | | | | | | | | | | | | | | | | | | |
| .253 | 132 | 17 | 7 | 2 | 4 | 5 | | | | | | | | | | | | | | | | | | | | | | | | | | | | | | | | | | | | | | | | | | | | | | | | | | | | | | | | | | | | | | | | | | | | | | | | | | | | | | | | | | | | | | | | | | | | | | | | | | | |
| G | AB | R | H | 2B | 3B | HR | RBI | SB | SLG | BB | SO | AVG | | | | | | | | | | | | | | | | | | | | | | | | | | | | | | | | | | | | | | | | | | | | | | | | | | | | | | | | | | | | | | | | | | | | | | | | | | | | | | | | | | | | | | | | | | | | | |
| 48 | 151 | 28 | 46 | 6 | 3 | 2 | 15 | 6 | .424 | 18 | 22 | .305 | | | | | | | | | | | | | | | | | | | | | | | | | | | | | | | | | | | | | | | | | | | | | | | | | | | | | | | | | | | | | | | | | | | | | | | | | | | | | | | | | | | | | | | | | | | | | |
| AVG | H | 2B | 3B | HR | RBI | SB | | | | | | | | | | | | | | | | | | | | | | | | | | | | | | | | | | | | | | | | | | | | | | | | | | | | | | | | | | | | | | | | | | | | | | | | | | | | | | | | | | | | | | | | | | | | | | | | | | | |
| .305 | 46 | 6 | 3 | 2 | 1 | 1 | | | | | | | | | | | | | | | | | | | | | | | | | | | | | | | | | | | | | | | | | | | | | | | | | | | | | | | | | | | | | | | | | | | | | | | | | | | | | | | | | | | | | | | | | | | | | | | | | | | |
| <div>258</div> <div>MARK LEWIS</div> <div>SS</div> <div>HT: 6'1" WT: 190 BATS: RIGHT THROWS: RIGHT BORN: 11-30-1969, Hamilton, OH</div> <div>1993 CLEVELAND INDIANS BATTING RECORD</div> <table><tr><td>G</td><td>AB</td><td>R</td><td>H</td><td>2B</td><td>3B</td><td>HR</td><td>RBI</td><td>SB</td><td>SLG</td><td>BB</td><td>SO</td><td>AVG</td></tr><tr><td>14</td><td>52</td><td>6</td><td>13</td><td>2</td><td>0</td><td>1</td><td>5</td><td>3</td><td>.346</td><td>0</td><td>7</td><td>.250</td></tr></table> <div>CARDBOARD BASEBALL RATINGS</div> <table><tr><td>AVG</td><td>H</td><td>2B</td><td>3B</td><td>HR</td><td>RBI</td><td>SB</td></tr><tr><td>.250</td><td>13</td><td>2</td><td>0</td><td>1</td><td>0</td><td>1</td></tr></table> <div>DEFENSE RATING</div> <div>SS:  </div> | | | | | | | | | | | | | G | AB | R | H | 2B | 3B | HR | RBI | SB | SLG | BB | SO | AVG | 14 | 52 | 6 | 13 | 2 | 0 | 1 | 5 | 3 | .346 | 0 | 7 | .250 | AVG | H | 2B | 3B | HR | RBI | SB | .250 | 13 | 2 | 0 | 1 | 0 | 1 | <div>262</div> <div>PAT LISTACH</div> <div>SS-OF</div> <div>HT: 5'9" WT: 170 BATS: BOTH THROWS: RIGHT BORN: 9-12-1967, Natchitoches, LA</div> <div>1993 MILWAUKEE BREWERS BATTING RECORD</div> <table><tr><td>G</td><td>AB</td><td>R</td><td>H</td><td>2B</td><td>3B</td><td>HR</td><td>RBI</td><td>SB</td><td>SLG</td><td>BB</td><td>SO</td><td>AVG</td></tr><tr><td>98</td><td>356</td><td>50</td><td>87</td><td>15</td><td>1</td><td>3</td><td>30</td><td>18</td><td>.317</td><td>37</td><td>70</td><td>.244</td></tr></table> <div>CARDBOARD BASEBALL RATINGS</div> <table><tr><td>AVG</td><td>H</td><td>2B</td><td>3B</td><td>HR</td><td>RBI</td><td>SB</td></tr><tr><td>.244</td><td>87</td><td>15</td><td>1</td><td>3</td><td>3</td><td>2</td></tr></table> <div>DEFENSE RATING</div> <div>SS:   OF:  </div> | | | | | | | | | | | | | G | AB | R | H | 2B | 3B | HR | RBI | SB | SLG | BB | SO | AVG | 98 | 356 | 50 | 87 | 15 | 1 | 3 | 30 | 18 | .317 | 37 | 70 | .244 | AVG | H | 2B | 3B | HR | RBI | SB | .244 | 87 | 15 | 1 | 3 | 3 | 2 |
| G | AB | R | H | 2B | 3B | HR | RBI | SB | SLG | BB | SO | AVG | | | | | | | | | | | | | | | | | | | | | | | | | | | | | | | | | | | | | | | | | | | | | | | | | | | | | | | | | | | | | | | | | | | | | | | | | | | | | | | | | | | | | | | | | | | | | |
| 14 | 52 | 6 | 13 | 2 | 0 | 1 | 5 | 3 | .346 | 0 | 7 | .250 | | | | | | | | | | | | | | | | | | | | | | | | | | | | | | | | | | | | | | | | | | | | | | | | | | | | | | | | | | | | | | | | | | | | | | | | | | | | | | | | | | | | | | | | | | | | | |
| AVG | H | 2B | 3B | HR | RBI | SB | | | | | | | | | | | | | | | | | | | | | | | | | | | | | | | | | | | | | | | | | | | | | | | | | | | | | | | | | | | | | | | | | | | | | | | | | | | | | | | | | | | | | | | | | | | | | | | | | | | |
| .250 | 13 | 2 | 0 | 1 | 0 | 1 | | | | | | | | | | | | | | | | | | | | | | | | | | | | | | | | | | | | | | | | | | | | | | | | | | | | | | | | | | | | | | | | | | | | | | | | | | | | | | | | | | | | | | | | | | | | | | | | | | | |
| G | AB | R | H | 2B | 3B | HR | RBI | SB | SLG | BB | SO | AVG | | | | | | | | | | | | | | | | | | | | | | | | | | | | | | | | | | | | | | | | | | | | | | | | | | | | | | | | | | | | | | | | | | | | | | | | | | | | | | | | | | | | | | | | | | | | | |
| 98 | 356 | 50 | 87 | 15 | 1 | 3 | 30 | 18 | .317 | 37 | 70 | .244 | | | | | | | | | | | | | | | | | | | | | | | | | | | | | | | | | | | | | | | | | | | | | | | | | | | | | | | | | | | | | | | | | | | | | | | | | | | | | | | | | | | | | | | | | | | | | |
| AVG | H | 2B | 3B | HR | RBI | SB | | | | | | | | | | | | | | | | | | | | | | | | | | | | | | | | | | | | | | | | | | | | | | | | | | | | | | | | | | | | | | | | | | | | | | | | | | | | | | | | | | | | | | | | | | | | | | | | | | | |
| .244 | 87 | 15 | 1 | 3 | 3 | 2 | | | | | | | | | | | | | | | | | | | | | | | | | | | | | | | | | | | | | | | | | | | | | | | | | | | | | | | | | | | | | | | | | | | | | | | | | | | | | | | | | | | | | | | | | | | | | | | | | | | |
| <div>259</div> <div>JIM LEYRITZ</div> <div>OF-1B-C</div> <div>HT: 6'0" WT: 190 BATS: RIGHT THROWS: RIGHT BORN: 12-27-1963, Lakewood, OH</div> <div>1993 NEW YORK YANKEES BATTING RECORD</div> <table><tr><td>G</td><td>AB</td><td>R</td><td>H</td><td>2B</td><td>3B</td><td>HR</td><td>RBI</td><td>SB</td><td>SLG</td><td>BB</td><td>SO</td><td>AVG</td></tr><tr><td>95</td><td>259</td><td>43</td><td>80</td><td>14</td><td>0</td><td>14</td><td>53</td><td>0</td><td>.525</td><td>37</td><td>59</td><td>.309</td></tr></table> <div>CARDBOARD BASEBALL RATINGS</div> <table><tr><td>AVG</td><td>H</td><td>2B</td><td>3B</td><td>HR</td><td>RBI</td><td>SB</td></tr><tr><td>.309</td><td>80</td><td>14</td><td>0</td><td>14</td><td>5</td><td>1</td></tr></table> <div>DEFENSE RATING</div> <div>OF:   1B:   </div> | | | | | | | | | | | | | G | AB | R | H | 2B | 3B | HR | RBI | SB | SLG | BB | SO | AVG | 95 | 259 | 43 | 80 | 14 | 0 | 14 | 53 | 0 | .525 | 37 | 59 | .309 | AVG | H | 2B | 3B | HR | RBI | SB | .309 | 80 | 14 | 0 | 14 | 5 | 1 | <div>263</div> <div>GREG LITTON</div> <div>OF-1B-2B</div> <div>HT: 6'0" WT: 175 BATS: RIGHT THROWS: RIGHT BORN: 7-13-1964, New Orleans, LA</div> <div>1993 SEATTLE MARINERS BATTING RECORD</div> <table><tr><td>G</td><td>AB</td><td>R</td><td>H</td><td>2B</td><td>3B</td><td>HR</td><td>RBI</td><td>SB</td><td>SLG</td><td>BB</td><td>SO</td><td>AVG</td></tr><tr><td>72</td><td>174</td><td>25</td><td>52</td><td>17</td><td>0</td><td>3</td><td>25</td><td>0</td><td>.448</td><td>18</td><td>30</td><td>.299</td></tr></table> <div>CARDBOARD BASEBALL RATINGS</div> <table><tr><td>AVG</td><td>H</td><td>2B</td><td>3B</td><td>HR</td><td>RBI</td><td>SB</td></tr><tr><td>.299</td><td>52</td><td>17</td><td>0</td><td>3</td><td>2</td><td>1</td></tr></table> <div>DEFENSE RATING</div> <div>OF:  1B:  2B:  </div> | | | | | | | | | | | | | G | AB | R | H | 2B | 3B | HR | RBI | SB | SLG | BB | SO | AVG | 72 | 174 | 25 | 52 | 17 | 0 | 3 | 25 | 0 | .448 | 18 | 30 | .299 | AVG | H | 2B | 3B | HR | RBI | SB | .299 | 52 | 17 | 0 | 3 | 2 | 1 |
| G | AB | R | H | 2B | 3B | HR | RBI | SB | SLG | BB | SO | AVG | | | | | | | | | | | | | | | | | | | | | | | | | | | | | | | | | | | | | | | | | | | | | | | | | | | | | | | | | | | | | | | | | | | | | | | | | | | | | | | | | | | | | | | | | | | | | |
| 95 | 259 | 43 | 80 | 14 | 0 | 14 | 53 | 0 | .525 | 37 | 59 | .309 | | | | | | | | | | | | | | | | | | | | | | | | | | | | | | | | | | | | | | | | | | | | | | | | | | | | | | | | | | | | | | | | | | | | | | | | | | | | | | | | | | | | | | | | | | | | | |
| AVG | H | 2B | 3B | HR | RBI | SB | | | | | | | | | | | | | | | | | | | | | | | | | | | | | | | | | | | | | | | | | | | | | | | | | | | | | | | | | | | | | | | | | | | | | | | | | | | | | | | | | | | | | | | | | | | | | | | | | | | |
| .309 | 80 | 14 | 0 | 14 | 5 | 1 | | | | | | | | | | | | | | | | | | | | | | | | | | | | | | | | | | | | | | | | | | | | | | | | | | | | | | | | | | | | | | | | | | | | | | | | | | | | | | | | | | | | | | | | | | | | | | | | | | | |
| G | AB | R | H | 2B | 3B | HR | RBI | SB | SLG | BB | SO | AVG | | | | | | | | | | | | | | | | | | | | | | | | | | | | | | | | | | | | | | | | | | | | | | | | | | | | | | | | | | | | | | | | | | | | | | | | | | | | | | | | | | | | | | | | | | | | | |
| 72 | 174 | 25 | 52 | 17 | 0 | 3 | 25 | 0 | .448 | 18 | 30 | .299 | | | | | | | | | | | | | | | | | | | | | | | | | | | | | | | | | | | | | | | | | | | | | | | | | | | | | | | | | | | | | | | | | | | | | | | | | | | | | | | | | | | | | | | | | | | | | |
| AVG | H | 2B | 3B | HR | RBI | SB | | | | | | | | | | | | | | | | | | | | | | | | | | | | | | | | | | | | | | | | | | | | | | | | | | | | | | | | | | | | | | | | | | | | | | | | | | | | | | | | | | | | | | | | | | | | | | | | | | | |
| .299 | 52 | 17 | 0 | 3 | 2 | 1 | | | | | | | | | | | | | | | | | | | | | | | | | | | | | | | | | | | | | | | | | | | | | | | | | | | | | | | | | | | | | | | | | | | | | | | | | | | | | | | | | | | | | | | | | | | | | | | | | | | |
| <div>260</div> <div>JOSE LIND</div> <div>2B</div> <div>HT: 5'11" WT: 155 BATS: RIGHT THROWS: RIGHT BORN: 5-1-1964, Toa Baja, P.R.</div> <div>1993 KANSAS CITY ROYALS BATTING RECORD</div> <table><tr><td>G</td><td>AB</td><td>R</td><td>H</td><td>2B</td><td>3B</td><td>HR</td><td>RBI</td><td>SB</td><td>SLG</td><td>BB</td><td>SO</td><td>AVG</td></tr><tr><td>136</td><td>431</td><td>33</td><td>107</td><td>13</td><td>2</td><td>0</td><td>37</td><td>3</td><td>.288</td><td>13</td><td>36</td><td>.248</td></tr></table> <div>CARDBOARD BASEBALL RATINGS</div> <table><tr><td>AVG</td><td>H</td><td>2B</td><td>3B</td><td>HR</td><td>RBI</td><td>SB</td></tr><tr><td>.248</td><td>107</td><td>13</td><td>2</td><td>0</td><td>3</td><td>1</td></tr></table> <div>DEFENSE RATING</div> <div>2B:  </div> | | | | | | | | | | | | | G | AB | R | H | 2B | 3B | HR | RBI | SB | SLG | BB | SO | AVG | 136 | 431 | 33 | 107 | 13 | 2 | 0 | 37 | 3 | .288 | 13 | 36 | .248 | AVG | H | 2B | 3B | HR | RBI | SB | .248 | 107 | 13 | 2 | 0 | 3 | 1 | <div>264</div> <div>SCOTT LIVINGSTONE</div> <div>3B</div> <div>HT: 6'0" WT: 190 BATS: LEFT THROWS: RIGHT BORN: 7-15-1965, Dallas, TX</div> <div>1993 DETROIT TIGERS BATTING RECORD</div> <table><tr><td>G</td><td>AB</td><td>R</td><td>H</td><td>2B</td><td>3B</td><td>HR</td><td>RBI</td><td>SB</td><td>SLG</td><td>BB</td><td>SO</td><td>AVG</td></tr><tr><td>98</td><td>304</td><td>39</td><td>89</td><td>10</td><td>2</td><td>2</td><td>39</td><td>1</td><td>.359</td><td>19</td><td>32</td><td>.293</td></tr></table> <div>CARDBOARD BASEBALL RATINGS</div> <table><tr><td>AVG</td><td>H</td><td>2B</td><td>3B</td><td>HR</td><td>RBI</td><td>SB</td></tr><tr><td>.293</td><td>89</td><td>10</td><td>2</td><td>2</td><td>3</td><td>1</td></tr></table> <div>DEFENSE RATING</div> <div>3B:  </div> | | | | | | | | | | | | | G | AB | R | H | 2B | 3B | HR | RBI | SB | SLG | BB | SO | AVG | 98 | 304 | 39 | 89 | 10 | 2 | 2 | 39 | 1 | .359 | 19 | 32 | .293 | AVG | H | 2B | 3B | HR | RBI | SB | .293 | 89 | 10 | 2 | 2 | 3 | 1 |
| G | AB | R | H | 2B | 3B | HR | RBI | SB | SLG | BB | SO | AVG | | | | | | | | | | | | | | | | | | | | | | | | | | | | | | | | | | | | | | | | | | | | | | | | | | | | | | | | | | | | | | | | | | | | | | | | | | | | | | | | | | | | | | | | | | | | | |
| 136 | 431 | 33 | 107 | 13 | 2 | 0 | 37 | 3 | .288 | 13 | 36 | .248 | | | | | | | | | | | | | | | | | | | | | | | | | | | | | | | | | | | | | | | | | | | | | | | | | | | | | | | | | | | | | | | | | | | | | | | | | | | | | | | | | | | | | | | | | | | | | |
| AVG | H | 2B | 3B | HR | RBI | SB | | | | | | | | | | | | | | | | | | | | | | | | | | | | | | | | | | | | | | | | | | | | | | | | | | | | | | | | | | | | | | | | | | | | | | | | | | | | | | | | | | | | | | | | | | | | | | | | | | | |
| .248 | 107 | 13 | 2 | 0 | 3 | 1 | | | | | | | | | | | | | | | | | | | | | | | | | | | | | | | | | | | | | | | | | | | | | | | | | | | | | | | | | | | | | | | | | | | | | | | | | | | | | | | | | | | | | | | | | | | | | | | | | | | |
| G | AB | R | H | 2B | 3B | HR | RBI | SB | SLG | BB | SO | AVG | | | | | | | | | | | | | | | | | | | | | | | | | | | | | | | | | | | | | | | | | | | | | | | | | | | | | | | | | | | | | | | | | | | | | | | | | | | | | | | | | | | | | | | | | | | | | |
| 98 | 304 | 39 | 89 | 10 | 2 | 2 | 39 | 1 | .359 | 19 | 32 | .293 | | | | | | | | | | | | | | | | | | | | | | | | | | | | | | | | | | | | | | | | | | | | | | | | | | | | | | | | | | | | | | | | | | | | | | | | | | | | | | | | | | | | | | | | | | | | | |
| AVG | H | 2B | 3B | HR | RBI | SB | | | | | | | | | | | | | | | | | | | | | | | | | | | | | | | | | | | | | | | | | | | | | | | | | | | | | | | | | | | | | | | | | | | | | | | | | | | | | | | | | | | | | | | | | | | | | | | | | | | |
| .293 | 89 | 10 | 2 | 2 | 3 | 1 | | | | | | | | | | | | | | | | | | | | | | | | | | | | | | | | | | | | | | | | | | | | | | | | | | | | | | | | | | | | | | | | | | | | | | | | | | | | | | | | | | | | | | | | | | | | | | | | | | | |




| <div>265</div> <div>KENNY LOFTON</div> <div>OF</div> <div>HT: 6'0" WT: 180 BATS: LEFT THROWS: LEFT BORN: 5-31-1967, East Chicago, IN</div> <div>1993 CLEVELAND INDIANS BATTING RECORD</div> <table><tr><th>G</th><th>AB</th><th>R</th><th>H</th><th>2B</th><th>3B</th><th>HR</th><th>RBI</th><th>SB</th><th>SLG</th><th>BB</th><th>SO</th><th>AVG</th></tr><tr><td>148</td><td>569</td><td>116</td><td>185</td><td>28</td><td>8</td><td>1</td><td>42</td><td>70</td><td>.408</td><td>81</td><td>83</td><td>.325</td></tr></table> <div>CARDBOARD BASEBALL RATINGS</div> <table><tr><th>AVG</th><th>H</th><th>2B</th><th>3B</th><th>HR</th><th>RBI</th><th>SB</th></tr><tr><td>.325</td><td>185</td><td>28</td><td>8</td><td>1</td><td>4</td><td>7</td></tr></table> <div>DEFENSE RATING</div> <div>OF: </div> | | | | | | | | | | | | | G | AB | R | H | 2B | 3B | HR | RBI | SB | SLG | BB | SO | AVG | 148 | 569 | 116 | 185 | 28 | 8 | 1 | 42 | 70 | .408 | 81 | 83 | .325 | AVG | H | 2B | 3B | HR | RBI | SB | .325 | 185 | 28 | 8 | 1 | 4 | 7 | <div>269</div> <div>KEVIN MAAS</div> <div>1B</div> <div>HT: 6'3" WT: 195 BATS: LEFT THROWS: LEFT BORN: 1-20-1965, Castro Valley, CA</div> <div>1993 NEW YORK YANKEES BATTING RECORD</div> <table><tr><th>G</th><th>AB</th><th>R</th><th>H</th><th>2B</th><th>3B</th><th>HR</th><th>RBI</th><th>SB</th><th>SLG</th><th>BB</th><th>SO</th><th>AVG</th></tr><tr><td>59</td><td>151</td><td>20</td><td>31</td><td>4</td><td>0</td><td>9</td><td>25</td><td>1</td><td>.411</td><td>24</td><td>32</td><td>.205</td></tr></table> <div>CARDBOARD BASEBALL RATINGS</div> <table><tr><th>AVG</th><th>H</th><th>2B</th><th>3B</th><th>HR</th><th>RBI</th><th>SB</th></tr><tr><td>.205</td><td>31</td><td>4</td><td>0</td><td>9</td><td>2</td><td>1</td></tr></table> <div>DEFENSE RATING</div> <div>1B: </div> | | | | | | | | | | | | | G | AB | R | H | 2B | 3B | HR | RBI | SB | SLG | BB | SO | AVG | 59 | 151 | 20 | 31 | 4 | 0 | 9 | 25 | 1 | .411 | 24 | 32 | .205 | AVG | H | 2B | 3B | HR | RBI | SB | .205 | 31 | 4 | 0 | 9 | 2 | 1 |
|--|-----|-----|-----|----|-----|----|-----|----|------|----|----|------|---|----|---|---|----|----|----|-----|----|-----|----|----|-----|-----|-----|-----|-----|----|---|---|----|----|------|----|----|------|-----|---|----|----|----|-----|----|------|-----|----|---|---|---|---|--|--|--|--|--|--|--|--|--|--|--|--|--|---|----|---|---|----|----|----|-----|----|-----|----|----|-----|-----|-----|----|-----|----|---|----|----|----|------|----|----|------|-----|---|----|----|----|-----|----|------|-----|----|---|----|---|---|
| G | AB | R | H | 2B | 3B | HR | RBI | SB | SLG | BB | SO | AVG | | | | | | | | | | | | | | | | | | | | | | | | | | | | | | | | | | | | | | | | | | | | | | | | | | | | | | | | | | | | | | | | | | | | | | | | | | | | | | | | | | | | | | | | | | | | | |
| 148 | 569 | 116 | 185 | 28 | 8 | 1 | 42 | 70 | .408 | 81 | 83 | .325 | | | | | | | | | | | | | | | | | | | | | | | | | | | | | | | | | | | | | | | | | | | | | | | | | | | | | | | | | | | | | | | | | | | | | | | | | | | | | | | | | | | | | | | | | | | | | |
| AVG | H | 2B | 3B | HR | RBI | SB | | | | | | | | | | | | | | | | | | | | | | | | | | | | | | | | | | | | | | | | | | | | | | | | | | | | | | | | | | | | | | | | | | | | | | | | | | | | | | | | | | | | | | | | | | | | | | | | | | | |
| .325 | 185 | 28 | 8 | 1 | 4 | 7 | | | | | | | | | | | | | | | | | | | | | | | | | | | | | | | | | | | | | | | | | | | | | | | | | | | | | | | | | | | | | | | | | | | | | | | | | | | | | | | | | | | | | | | | | | | | | | | | | | | |
| G | AB | R | H | 2B | 3B | HR | RBI | SB | SLG | BB | SO | AVG | | | | | | | | | | | | | | | | | | | | | | | | | | | | | | | | | | | | | | | | | | | | | | | | | | | | | | | | | | | | | | | | | | | | | | | | | | | | | | | | | | | | | | | | | | | | | |
| 59 | 151 | 20 | 31 | 4 | 0 | 9 | 25 | 1 | .411 | 24 | 32 | .205 | | | | | | | | | | | | | | | | | | | | | | | | | | | | | | | | | | | | | | | | | | | | | | | | | | | | | | | | | | | | | | | | | | | | | | | | | | | | | | | | | | | | | | | | | | | | | |
| AVG | H | 2B | 3B | HR | RBI | SB | | | | | | | | | | | | | | | | | | | | | | | | | | | | | | | | | | | | | | | | | | | | | | | | | | | | | | | | | | | | | | | | | | | | | | | | | | | | | | | | | | | | | | | | | | | | | | | | | | | |
| .205 | 31 | 4 | 0 | 9 | 2 | 1 | | | | | | | | | | | | | | | | | | | | | | | | | | | | | | | | | | | | | | | | | | | | | | | | | | | | | | | | | | | | | | | | | | | | | | | | | | | | | | | | | | | | | | | | | | | | | | | | | | | |
| <div>266</div> <div>LUIS LOPEZ</div> <div>2B</div> <div>HT: 5'11" WT: 175 BATS: BOTH THROWS: RIGHT BORN: 9-4-1970, Cidra, P.R.</div> <div>1993 SAN DIEGO PADRES BATTING RECORD</div> <table><tr><th>G</th><th>AB</th><th>R</th><th>H</th><th>2B</th><th>3B</th><th>HR</th><th>RBI</th><th>SB</th><th>SLG</th><th>BB</th><th>SO</th><th>AVG</th></tr><tr><td>17</td><td>43</td><td>1</td><td>5</td><td>1</td><td>0</td><td>0</td><td>1</td><td>0</td><td>.140</td><td>0</td><td>8</td><td>.116</td></tr></table> <div>CARDBOARD BASEBALL RATINGS</div> <table><tr><th>AVG</th><th>H</th><th>2B</th><th>3B</th><th>HR</th><th>RBI</th><th>SB</th></tr><tr><td>.116</td><td>5</td><td>1</td><td>0</td><td>0</td><td>0</td><td>1</td></tr></table> <div>DEFENSE RATING</div> <div>2B: </div> | | | | | | | | | | | | | G | AB | R | H | 2B | 3B | HR | RBI | SB | SLG | BB | SO | AVG | 17 | 43 | 1 | 5 | 1 | 0 | 0 | 1 | 0 | .140 | 0 | 8 | .116 | AVG | H | 2B | 3B | HR | RBI | SB | .116 | 5 | 1 | 0 | 0 | 0 | 1 | <div>270</div> <div>MIKE MACFARLANE</div> <div>C</div> <div>HT: 6'1" WT: 200 BATS: RIGHT THROWS: RIGHT BORN: 4-12-1964, Stockton, CA</div> <div>1993 KANSAS CITY ROYALS BATTING RECORD</div> <table><tr><th>G</th><th>AB</th><th>R</th><th>H</th><th>2B</th><th>3B</th><th>HR</th><th>RBI</th><th>SB</th><th>SLG</th><th>BB</th><th>SO</th><th>AVG</th></tr><tr><td>117</td><td>388</td><td>55</td><td>106</td><td>27</td><td>0</td><td>20</td><td>67</td><td>2</td><td>.497</td><td>40</td><td>83</td><td>.273</td></tr></table> <div>CARDBOARD BASEBALL RATINGS</div> <table><tr><th>AVG</th><th>H</th><th>2B</th><th>3B</th><th>HR</th><th>RBI</th><th>SB</th></tr><tr><td>.273</td><td>106</td><td>27</td><td>0</td><td>20</td><td>6</td><td>1</td></tr></table> <div>DEFENSE RATING</div> | | | | | | | | | | | | | G | AB | R | H | 2B | 3B | HR | RBI | SB | SLG | BB | SO | AVG | 117 | 388 | 55 | 106 | 27 | 0 | 20 | 67 | 2 | .497 | 40 | 83 | .273 | AVG | H | 2B | 3B | HR | RBI | SB | .273 | 106 | 27 | 0 | 20 | 6 | 1 |
| G | AB | R | H | 2B | 3B | HR | RBI | SB | SLG | BB | SO | AVG | | | | | | | | | | | | | | | | | | | | | | | | | | | | | | | | | | | | | | | | | | | | | | | | | | | | | | | | | | | | | | | | | | | | | | | | | | | | | | | | | | | | | | | | | | | | | |
| 17 | 43 | 1 | 5 | 1 | 0 | 0 | 1 | 0 | .140 | 0 | 8 | .116 | | | | | | | | | | | | | | | | | | | | | | | | | | | | | | | | | | | | | | | | | | | | | | | | | | | | | | | | | | | | | | | | | | | | | | | | | | | | | | | | | | | | | | | | | | | | | |
| AVG | H | 2B | 3B | HR | RBI | SB | | | | | | | | | | | | | | | | | | | | | | | | | | | | | | | | | | | | | | | | | | | | | | | | | | | | | | | | | | | | | | | | | | | | | | | | | | | | | | | | | | | | | | | | | | | | | | | | | | | |
| .116 | 5 | 1 | 0 | 0 | 0 | 1 | | | | | | | | | | | | | | | | | | | | | | | | | | | | | | | | | | | | | | | | | | | | | | | | | | | | | | | | | | | | | | | | | | | | | | | | | | | | | | | | | | | | | | | | | | | | | | | | | | | |
| G | AB | R | H | 2B | 3B | HR | RBI | SB | SLG | BB | SO | AVG | | | | | | | | | | | | | | | | | | | | | | | | | | | | | | | | | | | | | | | | | | | | | | | | | | | | | | | | | | | | | | | | | | | | | | | | | | | | | | | | | | | | | | | | | | | | | |
| 117 | 388 | 55 | 106 | 27 | 0 | 20 | 67 | 2 | .497 | 40 | 83 | .273 | | | | | | | | | | | | | | | | | | | | | | | | | | | | | | | | | | | | | | | | | | | | | | | | | | | | | | | | | | | | | | | | | | | | | | | | | | | | | | | | | | | | | | | | | | | | | |
| AVG | H | 2B | 3B | HR | RBI | SB | | | | | | | | | | | | | | | | | | | | | | | | | | | | | | | | | | | | | | | | | | | | | | | | | | | | | | | | | | | | | | | | | | | | | | | | | | | | | | | | | | | | | | | | | | | | | | | | | | | |
| .273 | 106 | 27 | 0 | 20 | 6 | 1 | | | | | | | | | | | | | | | | | | | | | | | | | | | | | | | | | | | | | | | | | | | | | | | | | | | | | | | | | | | | | | | | | | | | | | | | | | | | | | | | | | | | | | | | | | | | | | | | | | | |
| <div>267</div> <div>TOREY LOVULLO</div> <div>2B-3B-SS</div> <div>HT: 6'1" WT: 185 BATS: BOTH THROWS: RIGHT BORN: 7-25-1965, Santa Monica, CA</div> <div>1993 CALIFORNIA ANGELS BATTING RECORD</div> <table><tr><th>G</th><th>AB</th><th>R</th><th>H</th><th>2B</th><th>3B</th><th>HR</th><th>RBI</th><th>SB</th><th>SLG</th><th>BB</th><th>SO</th><th>AVG</th></tr><tr><td>116</td><td>367</td><td>42</td><td>92</td><td>20</td><td>0</td><td>6</td><td>30</td><td>7</td><td>.354</td><td>36</td><td>49</td><td>.251</td></tr></table> <div>CARDBOARD BASEBALL RATINGS</div> <table><tr><th>AVG</th><th>H</th><th>2B</th><th>3B</th><th>HR</th><th>RBI</th><th>SB</th></tr><tr><td>.251</td><td>92</td><td>20</td><td>0</td><td>6</td><td>3</td><td>1</td></tr></table> <div>DEFENSE RATING</div> <div>2B:  3B:  SS: </div> | | | | | | | | | | | | | G | AB | R | H | 2B | 3B | HR | RBI | SB | SLG | BB | SO | AVG | 116 | 367 | 42 | 92 | 20 | 0 | 6 | 30 | 7 | .354 | 36 | 49 | .251 | AVG | H | 2B | 3B | HR | RBI | SB | .251 | 92 | 20 | 0 | 6 | 3 | 1 | <div>271</div> <div>SHANE MACK</div> <div>OF</div> <div>HT: 6'0" WT: 185 BATS: RIGHT THROWS: RIGHT BORN: 12-7-1963, Los Angeles, CA</div> <div>1993 MINNESOTA TWINS BATTING RECORD</div> <table><tr><th>G</th><th>AB</th><th>R</th><th>H</th><th>2B</th><th>3B</th><th>HR</th><th>RBI</th><th>SB</th><th>SLG</th><th>BB</th><th>SO</th><th>AVG</th></tr><tr><td>128</td><td>503</td><td>66</td><td>139</td><td>30</td><td>4</td><td>10</td><td>61</td><td>15</td><td>.412</td><td>41</td><td>76</td><td>.276</td></tr></table> <div>CARDBOARD BASEBALL RATINGS</div> <table><tr><th>AVG</th><th>H</th><th>2B</th><th>3B</th><th>HR</th><th>RBI</th><th>SB</th></tr><tr><td>.276</td><td>139</td><td>30</td><td>4</td><td>10</td><td>6</td><td>2</td></tr></table> <div>DEFENSE RATING</div> <div>OF: </div> | | | | | | | | | | | | | G | AB | R | H | 2B | 3B | HR | RBI | SB | SLG | BB | SO | AVG | 128 | 503 | 66 | 139 | 30 | 4 | 10 | 61 | 15 | .412 | 41 | 76 | .276 | AVG | H | 2B | 3B | HR | RBI | SB | .276 | 139 | 30 | 4 | 10 | 6 | 2 |
| G | AB | R | H | 2B | 3B | HR | RBI | SB | SLG | BB | SO | AVG | | | | | | | | | | | | | | | | | | | | | | | | | | | | | | | | | | | | | | | | | | | | | | | | | | | | | | | | | | | | | | | | | | | | | | | | | | | | | | | | | | | | | | | | | | | | | |
| 116 | 367 | 42 | 92 | 20 | 0 | 6 | 30 | 7 | .354 | 36 | 49 | .251 | | | | | | | | | | | | | | | | | | | | | | | | | | | | | | | | | | | | | | | | | | | | | | | | | | | | | | | | | | | | | | | | | | | | | | | | | | | | | | | | | | | | | | | | | | | | | |
| AVG | H | 2B | 3B | HR | RBI | SB | | | | | | | | | | | | | | | | | | | | | | | | | | | | | | | | | | | | | | | | | | | | | | | | | | | | | | | | | | | | | | | | | | | | | | | | | | | | | | | | | | | | | | | | | | | | | | | | | | | |
| .251 | 92 | 20 | 0 | 6 | 3 | 1 | | | | | | | | | | | | | | | | | | | | | | | | | | | | | | | | | | | | | | | | | | | | | | | | | | | | | | | | | | | | | | | | | | | | | | | | | | | | | | | | | | | | | | | | | | | | | | | | | | | |
| G | AB | R | H | 2B | 3B | HR | RBI | SB | SLG | BB | SO | AVG | | | | | | | | | | | | | | | | | | | | | | | | | | | | | | | | | | | | | | | | | | | | | | | | | | | | | | | | | | | | | | | | | | | | | | | | | | | | | | | | | | | | | | | | | | | | | |
| 128 | 503 | 66 | 139 | 30 | 4 | 10 | 61 | 15 | .412 | 41 | 76 | .276 | | | | | | | | | | | | | | | | | | | | | | | | | | | | | | | | | | | | | | | | | | | | | | | | | | | | | | | | | | | | | | | | | | | | | | | | | | | | | | | | | | | | | | | | | | | | | |
| AVG | H | 2B | 3B | HR | RBI | SB | | | | | | | | | | | | | | | | | | | | | | | | | | | | | | | | | | | | | | | | | | | | | | | | | | | | | | | | | | | | | | | | | | | | | | | | | | | | | | | | | | | | | | | | | | | | | | | | | | | |
| .276 | 139 | 30 | 4 | 10 | 6 | 2 | | | | | | | | | | | | | | | | | | | | | | | | | | | | | | | | | | | | | | | | | | | | | | | | | | | | | | | | | | | | | | | | | | | | | | | | | | | | | | | | | | | | | | | | | | | | | | | | | | | |
| <div>268</div> <div>SCOTT LYDY</div> <div>OF</div> <div>HT: 6'5" WT: 190 BATS: RIGHT THROWS: RIGHT BORN: 10-26-1968, Mesa, AZ</div> <div>1993 OAKLAND ATHLETICS BATTING RECORD</div> <table><tr><th>G</th><th>AB</th><th>R</th><th>H</th><th>2B</th><th>3B</th><th>HR</th><th>RBI</th><th>SB</th><th>SLG</th><th>BB</th><th>SO</th><th>AVG</th></tr><tr><td>41</td><td>102</td><td>11</td><td>23</td><td>5</td><td>0</td><td>2</td><td>7</td><td>2</td><td>.333</td><td>8</td><td>39</td><td>.225</td></tr></table> <div>CARDBOARD BASEBALL RATINGS</div> <table><tr><th>AVG</th><th>H</th><th>2B</th><th>3B</th><th>HR</th><th>RBI</th><th>SB</th></tr><tr><td>.225</td><td>23</td><td>5</td><td>0</td><td>2</td><td>0</td><td>1</td></tr></table> <div>DEFENSE RATING</div> <div>OF: </div> | | | | | | | | | | | | | G | AB | R | H | 2B | 3B | HR | RBI | SB | SLG | BB | SO | AVG | 41 | 102 | 11 | 23 | 5 | 0 | 2 | 7 | 2 | .333 | 8 | 39 | .225 | AVG | H | 2B | 3B | HR | RBI | SB | .225 | 23 | 5 | 0 | 2 | 0 | 1 | <div>272</div> <div>DAVE MAGADAN</div> <div>3B-1B</div> <div>HT: 6'3" WT: 190 BATS: LEFT THROWS: RIGHT BORN: 9-30-1962, Tampa, FL</div> <div>1993 SEATTLE MARINERS BATTING RECORD</div> <table><tr><th>G</th><th>AB</th><th>R</th><th>H</th><th>2B</th><th>3B</th><th>HR</th><th>RBI</th><th>SB</th><th>SLG</th><th>BB</th><th>SO</th><th>AVG</th></tr><tr><td>137</td><td>455</td><td>49</td><td>124</td><td>23</td><td>0</td><td>5</td><td>50</td><td>2</td><td>.356</td><td>80</td><td>63</td><td>.273</td></tr></table> <div>CARDBOARD BASEBALL RATINGS</div> <table><tr><th>AVG</th><th>H</th><th>2B</th><th>3B</th><th>HR</th><th>RBI</th><th>SB</th></tr><tr><td>.273</td><td>124</td><td>23</td><td>0</td><td>5</td><td>5</td><td>1</td></tr></table> <div>DEFENSE RATING</div> <div>3B:  1B: </div> | | | | | | | | | | | | | G | AB | R | H | 2B | 3B | HR | RBI | SB | SLG | BB | SO | AVG | 137 | 455 | 49 | 124 | 23 | 0 | 5 | 50 | 2 | .356 | 80 | 63 | .273 | AVG | H | 2B | 3B | HR | RBI | SB | .273 | 124 | 23 | 0 | 5 | 5 | 1 |
| G | AB | R | H | 2B | 3B | HR | RBI | SB | SLG | BB | SO | AVG | | | | | | | | | | | | | | | | | | | | | | | | | | | | | | | | | | | | | | | | | | | | | | | | | | | | | | | | | | | | | | | | | | | | | | | | | | | | | | | | | | | | | | | | | | | | | |
| 41 | 102 | 11 | 23 | 5 | 0 | 2 | 7 | 2 | .333 | 8 | 39 | .225 | | | | | | | | | | | | | | | | | | | | | | | | | | | | | | | | | | | | | | | | | | | | | | | | | | | | | | | | | | | | | | | | | | | | | | | | | | | | | | | | | | | | | | | | | | | | | |
| AVG | H | 2B | 3B | HR | RBI | SB | | | | | | | | | | | | | | | | | | | | | | | | | | | | | | | | | | | | | | | | | | | | | | | | | | | | | | | | | | | | | | | | | | | | | | | | | | | | | | | | | | | | | | | | | | | | | | | | | | | |
| .225 | 23 | 5 | 0 | 2 | 0 | 1 | | | | | | | | | | | | | | | | | | | | | | | | | | | | | | | | | | | | | | | | | | | | | | | | | | | | | | | | | | | | | | | | | | | | | | | | | | | | | | | | | | | | | | | | | | | | | | | | | | | |
| G | AB | R | H | 2B | 3B | HR | RBI | SB | SLG | BB | SO | AVG | | | | | | | | | | | | | | | | | | | | | | | | | | | | | | | | | | | | | | | | | | | | | | | | | | | | | | | | | | | | | | | | | | | | | | | | | | | | | | | | | | | | | | | | | | | | | |
| 137 | 455 | 49 | 124 | 23 | 0 | 5 | 50 | 2 | .356 | 80 | 63 | .273 | | | | | | | | | | | | | | | | | | | | | | | | | | | | | | | | | | | | | | | | | | | | | | | | | | | | | | | | | | | | | | | | | | | | | | | | | | | | | | | | | | | | | | | | | | | | | |
| AVG | H | 2B | 3B | HR | RBI | SB | | | | | | | | | | | | | | | | | | | | | | | | | | | | | | | | | | | | | | | | | | | | | | | | | | | | | | | | | | | | | | | | | | | | | | | | | | | | | | | | | | | | | | | | | | | | | | | | | | | |
| .273 | 124 | 23 | 0 | 5 | 5 | 1 | | | | | | | | | | | | | | | | | | | | | | | | | | | | | | | | | | | | | | | | | | | | | | | | | | | | | | | | | | | | | | | | | | | | | | | | | | | | | | | | | | | | | | | | | | | | | | | | | | | |






| | | | | | | | | | | | | | | | | | | | | | | | | | |
|---|-----|----|----|----|----|----|-----|----|------|----|----|------|--|-----|----|----|----|----|----|-----|----|------|----|----|------|
| 273 CANDY MALDONADO OF | | | | | | | | | | | | | 277 CARLOS MARTINEZ 3B-1B | | | | | | | | | | | | |
| HT: 6'0" WT: 185 BATS: RIGHT THROWS: RIGHT BORN: 9-5-1960, Humacao, P.R. | | | | | | | | | | | | | HT: 6'5" WT: 175 BATS: RIGHT THROWS: RIGHT BORN: 8-11-1965, LaGuaira, Venezuela | | | | | | | | | | | | |
| 1993 CLEVELAND INDIANS BATTING RECORD | | | | | | | | | | | | | 1993 CLEVELAND INDIANS BATTING RECORD | | | | | | | | | | | | |
| G | AB | R | H | 2B | 3B | HR | RBI | SB | SLG | BB | SO | AVG | G | AB | R | H | 2B | 3B | HR | RBI | SB | SLG | BB | SO | AVG |
| 98 | 221 | 19 | 46 | 7 | 0 | 8 | 35 | 0 | .348 | 24 | 58 | .208 | 80 | 262 | 26 | 64 | 10 | 0 | 5 | 31 | 1 | .340 | 20 | 29 | .244 |
| CARDBOARD BASEBALL RATINGS | | | | | | | | | | | | | CARDBOARD BASEBALL RATINGS | | | | | | | | | | | | |
| AVG | H | | 2B | | 3B | | HR | | RBI | | SB | | AVG | H | | 2B | | 3B | | HR | | RBI | | SB | |
| .208 | 46 | | 7 | | 0 | | 8 | | 3 | | 1 | | .244 | 64 | | 10 | | 0 | | 5 | | 3 | | 1 | |
| DEFENSE RATING | | | | | | | | | | | | | DEFENSE RATING | | | | | | | | | | | | |
| OF:  | | | | | | | | | | | | | 3B:   1B:  | | | | | | | | | | | | |



| | | | | | | | | | | | | | | | | | | | | | | | | | |
|--|-----|----|-----|----|----|----|-----|----|------|----|----|------|---|-----|----|----|----|----|----|-----|----|------|----|----|------|
| 274 KIRT MANWARING C | | | | | | | | | | | | | 278 DAVE MARTINEZ OF | | | | | | | | | | | | |
| HT: 5'11" WT: 185 BATS: RIGHT THROWS: RIGHT BORN: 7-15-1965, Elmira, NY | | | | | | | | | | | | | HT: 5'10" WT: 150 BATS: LEFT THROWS: LEFT BORN: 9-26-1964, New York, NY | | | | | | | | | | | | |
| 1993 SAN FRANCISCO GIANTS BATTING RECORD | | | | | | | | | | | | | 1993 SAN FRANCISCO GIANTS BATTING RECORD | | | | | | | | | | | | |
| G | AB | R | H | 2B | 3B | HR | RBI | SB | SLG | BB | SO | AVG | G | AB | R | H | 2B | 3B | HR | RBI | SB | SLG | BB | SO | AVG |
| 130 | 432 | 48 | 119 | 15 | 1 | 5 | 49 | 1 | .350 | 41 | 76 | .275 | 91 | 241 | 28 | 58 | 12 | 1 | 5 | 27 | 6 | .361 | 27 | 39 | .241 |
| CARDBOARD BASEBALL RATINGS | | | | | | | | | | | | | CARDBOARD BASEBALL RATINGS | | | | | | | | | | | | |
| AVG | H | | 2B | | 3B | | HR | | RBI | | SB | | AVG | H | | 2B | | 3B | | HR | | RBI | | SB | |
| .275 | 119 | | 15 | | 1 | | 5 | | 4 | | 1 | | .241 | 58 | | 12 | | 1 | | 5 | | 2 | | 1 | |
| DEFENSE RATING | | | | | | | | | | | | | DEFENSE RATING | | | | | | | | | | | | |
| | | | | | | | | | | | | | OF:   | | | | | | | | | | | | |



| | | | | | | | | | | | | | | | | | | | | | | | | | |
|---|----|----|----|----|----|----|-----|----|------|----|----|------|---|-----|----|----|----|----|----|-----|----|------|----|----|------|
| 275 ORESTE MARRERO 1B | | | | | | | | | | | | | 279 EDGAR MARTINEZ 3B | | | | | | | | | | | | |
| HT: 6'0" WT: 195 BATS: LEFT THROWS: LEFT BORN: 10-31-1969, Bayamon, P.R. | | | | | | | | | | | | | HT: 6'0" WT: 175 BATS: RIGHT THROWS: RIGHT BORN: 1-2-1963, New York, NY | | | | | | | | | | | | |
| 1993 MONTREAL EXPOS BATTING RECORD | | | | | | | | | | | | | 1993 SEATTLE MARINERS BATTING RECORD | | | | | | | | | | | | |
| G | AB | R | H | 2B | 3B | HR | RBI | SB | SLG | BB | SO | AVG | G | AB | R | H | 2B | 3B | HR | RBI | SB | SLG | BB | SO | AVG |
| 32 | 81 | 10 | 17 | 5 | 1 | 1 | 4 | 1 | .333 | 14 | 16 | .210 | 42 | 135 | 20 | 32 | 7 | 0 | 4 | 13 | 0 | .378 | 28 | 19 | .237 |
| CARDBOARD BASEBALL RATINGS | | | | | | | | | | | | | CARDBOARD BASEBALL RATINGS | | | | | | | | | | | | |
| AVG | H | | 2B | | 3B | | HR | | RBI | | SB | | AVG | H | | 2B | | 3B | | HR | | RBI | | SB | |
| .210 | 17 | | 5 | | 1 | | 1 | | 0 | | 1 | | .237 | 32 | | 7 | | 0 | | 4 | | 1 | | 1 | |
| DEFENSE RATING | | | | | | | | | | | | | DEFENSE RATING | | | | | | | | | | | | |
| 1B:   | | | | | | | | | | | | | 3B:  | | | | | | | | | | | | |

| | | | | | | | | | | | | | | | | | | | | | | | | | |
|---|-----|----|-----|----|----|----|-----|----|------|----|-----|------|---|-----|----|-----|----|----|----|-----|----|------|----|----|------|
| 276 AL MARTIN OF | | | | | | | | | | | | | 280 TINO MARTINEZ 1B | | | | | | | | | | | | |
| HT: 6'2" WT: 220 BATS: LEFT THROWS: LEFT BORN: 11-24-1967, West Covina, CA | | | | | | | | | | | | | HT: 6'2" WT: 205 BATS: LEFT THROWS: RIGHT BORN: 12-7-1967, Tampa, FL | | | | | | | | | | | | |
| 1993 PITTSBURGH PIRATES BATTING RECORD | | | | | | | | | | | | | 1993 SEATTLE MARINERS BATTING RECORD | | | | | | | | | | | | |
| G | AB | R | H | 2B | 3B | HR | RBI | SB | SLG | BB | SO | AVG | G | AB | R | H | 2B | 3B | HR | RBI | SB | SLG | BB | SO | AVG |
| 143 | 480 | 85 | 135 | 26 | 8 | 18 | 64 | 16 | .481 | 42 | 122 | .281 | 109 | 408 | 48 | 108 | 25 | 1 | 17 | 60 | 0 | .456 | 45 | 56 | .265 |
| CARDBOARD BASEBALL RATINGS | | | | | | | | | | | | | CARDBOARD BASEBALL RATINGS | | | | | | | | | | | | |
| AVG | H | | 2B | | 3B | | HR | | RBI | | SB | | AVG | H | | 2B | | 3B | | HR | | RBI | | SB | |
| .281 | 135 | | 26 | | 8 | | 18 | | 6 | | 2 | | .265 | 108 | | 25 | | 1 | | 17 | | 6 | | 1 | |
| DEFENSE RATING | | | | | | | | | | | | | DEFENSE RATING | | | | | | | | | | | | |
| OF:   | | | | | | | | | | | | | 1B:   | | | | | | | | | | | | |



| | | | | | | | | | | | | | |
|---|---------------|----|-----|----|----|----|-----|-----|------|----|----|------|----|
| 281 | DON MATTINGLY | | | | | | | | | | | | 1B |
| HT: 6'0" WT: 175 BATS: LEFT THROWS: LEFT BORN: 4-20-1961, Evansville, IN | | | | | | | | | | | | | |
| 1993 NEW YORK YANKEES BATTING RECORD | | | | | | | | | | | | | |
| G | AB | R | H | 2B | 3B | HR | RBI | SB | SLG | BB | SO | AVG | |
| 134 | 530 | 78 | 154 | 27 | 2 | 17 | 86 | 0 | .445 | 61 | 42 | .291 | |
| CARDBOARD BASEBALL RATINGS | | | | | | | | | | | | | |
| AVG | H | | | 2B | 3B | | HR | RBI | | SB | | | |
| .291 | 154 | | | 27 | 2 | | 17 | 8 | | 1 | | | |
| DEFENSE RATING | | | | | | | | | | | | | |
| 1B:    | | | | | | | | | | | | | |






| | | | | | | | | | | | | | |
|---|-----------------|----|----|----|----|----|-----|-----|------|----|----|------|-------|
| 285 | LLOYD MCCLENDON | | | | | | | | | | | | OF-1B |
| HT: 5'10" WT: 190 BATS: RIGHT THROWS: RIGHT BORN: 1-11-1959, Gary, IN | | | | | | | | | | | | | |
| 1993 PITTSBURGH PIRATES BATTING RECORD | | | | | | | | | | | | | |
| G | AB | R | H | 2B | 3B | HR | RBI | SB | SLG | BB | SO | AVG | |
| 88 | 181 | 21 | 40 | 11 | 1 | 2 | 19 | 0 | .326 | 23 | 17 | .221 | |
| CARDBOARD BASEBALL RATINGS | | | | | | | | | | | | | |
| AVG | H | | | 2B | 3B | | HR | RBI | | SB | | | |
| .221 | 40 | | | 11 | 1 | | 2 | 1 | | 1 | | | |
| DEFENSE RATING | | | | | | | | | | | | | |
| OF:   1B:    | | | | | | | | | | | | | |



| | | | | | | | | | | | | | |
|---|-------------|----|-----|----|----|----|-----|-----|------|----|----|------|----|
| 282 | DERRICK MAY | | | | | | | | | | | | OF |
| HT: 6'4" WT: 210 BATS: LEFT THROWS: RIGHT BORN: 7-14-1968, Rochester, NY | | | | | | | | | | | | | |
| 1993 CHICAGO CUBS BATTING RECORD | | | | | | | | | | | | | |
| G | AB | R | H | 2B | 3B | HR | RBI | SB | SLG | BB | SO | AVG | |
| 128 | 465 | 62 | 137 | 25 | 2 | 10 | 77 | 10 | .422 | 31 | 41 | .295 | |
| CARDBOARD BASEBALL RATINGS | | | | | | | | | | | | | |
| AVG | H | | | 2B | 3B | | HR | RBI | | SB | | | |
| .295 | 137 | | | 25 | 2 | | 10 | 7 | | 1 | | | |
| DEFENSE RATING | | | | | | | | | | | | | |
| OF:   | | | | | | | | | | | | | |




| | | | | | | | | | | | | | |
|---|--------------|----|-----|----|----|----|-----|-----|------|----|----|------|----|
| 286 | WILLIE MCGEE | | | | | | | | | | | | OF |
| HT: 6'1" WT: 175 BATS: BOTH THROWS: RIGHT BORN: 11-2-1958, San Francisco, CA | | | | | | | | | | | | | |
| 1993 SAN FRANCISCO GIANTS BATTING RECORD | | | | | | | | | | | | | |
| G | AB | R | H | 2B | 3B | HR | RBI | SB | SLG | BB | SO | AVG | |
| 130 | 475 | 53 | 143 | 28 | 1 | 4 | 46 | 10 | .389 | 38 | 67 | .301 | |
| CARDBOARD BASEBALL RATINGS | | | | | | | | | | | | | |
| AVG | H | | | 2B | 3B | | HR | RBI | | SB | | | |
| .301 | 143 | | | 28 | 1 | | 4 | 4 | | 1 | | | |
| DEFENSE RATING | | | | | | | | | | | | | |
| OF:   | | | | | | | | | | | | | |


| | | | | | | | | | | | | | |
|--|-------------|----|----|----|----|----|-----|-----|------|----|----|------|---|
| 283 | BRENT MAYNE | | | | | | | | | | | | C |
| HT: 6'1" WT: 195 BATS: LEFT THROWS: RIGHT BORN: 4-19-1968, Loma Linda, CA | | | | | | | | | | | | | |
| 1993 KANSAS CITY ROYALS BATTING RECORD | | | | | | | | | | | | | |
| G | AB | R | H | 2B | 3B | HR | RBI | SB | SLG | BB | SO | AVG | |
| 71 | 205 | 22 | 52 | 9 | 1 | 2 | 22 | 3 | .337 | 18 | 31 | .254 | |
| CARDBOARD BASEBALL RATINGS | | | | | | | | | | | | | |
| AVG | H | | | 2B | 3B | | HR | RBI | | SB | | | |
| .254 | 52 | | | 9 | 1 | | 2 | 2 | | 1 | | | |
| DEFENSE RATING | | | | | | | | | | | | | |



| | | | | | | | | | | | | | |
|---|--------------|-----|-----|----|----|----|-----|-----|------|----|-----|------|----|
| 287 | FRED MCGRUFF | | | | | | | | | | | | 1B |
| HT: 6'3" WT: 200 BATS: LEFT THROWS: LEFT BORN: 10-31-1963, Tampa, FL | | | | | | | | | | | | | |
| 1993 ATLANTA BRAVES BATTING RECORD | | | | | | | | | | | | | |
| G | AB | R | H | 2B | 3B | HR | RBI | SB | SLG | BB | SO | AVG | |
| 151 | 557 | 111 | 162 | 29 | 2 | 37 | 101 | 5 | .549 | 76 | 106 | .291 | |
| CARDBOARD BASEBALL RATINGS | | | | | | | | | | | | | |
| AVG | H | | | 2B | 3B | | HR | RBI | | SB | | | |
| .291 | 162 | | | 29 | 2 | | 37 | 10 | | 1 | | | |
| DEFENSE RATING | | | | | | | | | | | | | |
| 1B:   | | | | | | | | | | | | | |


| | | | | | | | | | | | | | |
|---|---------------|----|----|----|----|----|-----|-----|------|----|----|------|-------|
| 284 | DAVID MCCARTY | | | | | | | | | | | | OF-1B |
| HT: 6'5" WT: 210 BATS: RIGHT THROWS: LEFT BORN: 11-23-1969, Houston, TX | | | | | | | | | | | | | |
| 1993 MINNESOTA TWINS BATTING RECORD | | | | | | | | | | | | | |
| G | AB | R | H | 2B | 3B | HR | RBI | SB | SLG | BB | SO | AVG | |
| 98 | 350 | 36 | 75 | 15 | 2 | 2 | 21 | 2 | .286 | 19 | 80 | .214 | |
| CARDBOARD BASEBALL RATINGS | | | | | | | | | | | | | |
| AVG | H | | | 2B | 3B | | HR | RBI | | SB | | | |
| .214 | 75 | | | 15 | 2 | | 2 | 2 | | 1 | | | |
| DEFENSE RATING | | | | | | | | | | | | | |
| OF:   1B:    | | | | | | | | | | | | | |


| | | | | | | | | | | | | | |
|---|--------------|----|----|----|----|----|-----|-----|------|----|----|------|----|
| 288 | MARK MCGWIRE | | | | | | | | | | | | 1B |
| HT: 6'5" WT: 215 BATS: RIGHT THROWS: RIGHT BORN: 10-1-1963, Pomona, CA | | | | | | | | | | | | | |
| 1993 OAKLAND ATHLETICS BATTING RECORD | | | | | | | | | | | | | |
| G | AB | R | H | 2B | 3B | HR | RBI | SB | SLG | BB | SO | AVG | |
| 27 | 84 | 16 | 28 | 6 | 0 | 9 | 24 | 0 | .726 | 21 | 19 | .333 | |
| CARDBOARD BASEBALL RATINGS | | | | | | | | | | | | | |
| AVG | H | | | 2B | 3B | | HR | RBI | | SB | | | |
| .333 | 28 | | | 6 | 0 | | 9 | 2 | | 1 | | | |
| DEFENSE RATING | | | | | | | | | | | | | |
| 1B:   | | | | | | | | | | | | | |


| | | | | | | | | | | | | | |
|--|---|----|-----|---|-----|-----|---|----|------|----|----|------|----------|
| 289 | JEFF MCKNIGHT | | | | | | | | | | | | SS-2B-1B |
| HT: 6'0" WT: 170 BATS: BOTH THROWS: RIGHT BORN: 2-18-1963, Conway, AR | | | | | | | | | | | | | |
| 1993 NEW YORK METS BATTING RECORD | | | | | | | | | | | | | |
| G | AB | R | H | 2B | 3B | HR | RBI | SB | SLG | BB | SO | AVG | |
| 105 | 164 | 19 | 42 | 3 | 1 | 2 | 13 | 0 | .323 | 13 | 31 | .256 | |
| CARDBOARD BASEBALL RATINGS | | | | | | | | | | | | | |
| AVG | H | 2B | 3B | HR | RBI | SB | | | | | | | |
| .256 | 42 | 3 | 1 | 2 | 1 | 1 | | | | | | | |
| DEFENSE RATING | | | | | | | | | | | | | |
| SS: |  | | 2B: |  | | 1B: |  | | | | | | |


| | | | | | | | | | | | | | |
|---|---|----|----|----|-----|----|-----|----|------|----|----|------|----|
| 293 | KEVIN MCREYNOLDS | | | | | | | | | | | | OF |
| HT: 6'0" WT: 205 BATS: RIGHT THROWS: RIGHT BORN: 10-16-1959, Little Rock, AR | | | | | | | | | | | | | |
| 1993 KANSAS CITY ROYALS BATTING RECORD | | | | | | | | | | | | | |
| G | AB | R | H | 2B | 3B | HR | RBI | SB | SLG | BB | SO | AVG | |
| 110 | 351 | 44 | 86 | 22 | 4 | 11 | 42 | 2 | .425 | 37 | 56 | .245 | |
| CARDBOARD BASEBALL RATINGS | | | | | | | | | | | | | |
| AVG | H | 2B | 3B | HR | RBI | SB | | | | | | | |
| .245 | 86 | 22 | 4 | 11 | 4 | 1 | | | | | | | |
| DEFENSE RATING | | | | | | | | | | | | | |
| OF: |  | | | | | | | | | | | | |

| | | | | | | | | | | | | | |
|--|---|----|-----|---|-----|----|-----|----|------|----|----|------|-------|
| 290 | MARK MCLEMORE | | | | | | | | | | | | OF-2B |
| HT: 5'11" WT: 175 BATS: BOTH THROWS: RIGHT BORN: 10-4-1964, San Diego, CA | | | | | | | | | | | | | |
| 1993 BALTIMORE ORIOLES BATTING RECORD | | | | | | | | | | | | | |
| G | AB | R | H | 2B | 3B | HR | RBI | SB | SLG | BB | SO | AVG | |
| 148 | 581 | 81 | 165 | 27 | 5 | 4 | 72 | 21 | .368 | 64 | 92 | .284 | |
| CARDBOARD BASEBALL RATINGS | | | | | | | | | | | | | |
| AVG | H | 2B | 3B | HR | RBI | SB | | | | | | | |
| .284 | 165 | 27 | 5 | 4 | 7 | 2 | | | | | | | |
| DEFENSE RATING | | | | | | | | | | | | | |
| OF: |  | | 2B: |  | | | | | | | | | |


| | | | | | | | | | | | | | |
|--|---|----|----|----|-----|----|-----|----|------|----|----|------|----|
| 294 | PAT MEARES | | | | | | | | | | | | SS |
| HT: 6'0" WT: 185 BATS: RIGHT THROWS: RIGHT BORN: 9-6-1968, Salina, KS | | | | | | | | | | | | | |
| 1993 MINNESOTA TWINS BATTING RECORD | | | | | | | | | | | | | |
| G | AB | R | H | 2B | 3B | HR | RBI | SB | SLG | BB | SO | AVG | |
| 111 | 346 | 33 | 87 | 14 | 3 | 0 | 33 | 4 | .309 | 7 | 52 | .251 | |
| CARDBOARD BASEBALL RATINGS | | | | | | | | | | | | | |
| AVG | H | 2B | 3B | HR | RBI | SB | | | | | | | |
| .251 | 87 | 14 | 3 | 0 | 3 | 1 | | | | | | | |
| DEFENSE RATING | | | | | | | | | | | | | |
| SS: |  | | | | | | | | | | | | |

| | | | | | | | | | | | | | |
|--|---|----|----|----|-----|----|-----|----|------|----|----|------|----|
| 291 | JEFF MCNEELY | | | | | | | | | | | | OF |
| HT: 6'2" WT: 190 BATS: RIGHT THROWS: RIGHT BORN: 10-18-1969, Monroe, NC | | | | | | | | | | | | | |
| 1993 BOSTON RED SOX BATTING RECORD | | | | | | | | | | | | | |
| G | AB | R | H | 2B | 3B | HR | RBI | SB | SLG | BB | SO | AVG | |
| 21 | 37 | 10 | 11 | 1 | 1 | 0 | 1 | 6 | .378 | 7 | 9 | .297 | |
| CARDBOARD BASEBALL RATINGS | | | | | | | | | | | | | |
| AVG | H | 2B | 3B | HR | RBI | SB | | | | | | | |
| .297 | 11 | 1 | 1 | 0 | 0 | 1 | | | | | | | |
| DEFENSE RATING | | | | | | | | | | | | | |
| OF: |  | | | | | | | | | | | | |

| | | | | | | | | | | | | | |
|--|--|----|----|----|-----|----|-----|----|------|----|----|------|----|
| 295 | ROBERTO MEJIA | | | | | | | | | | | | 2B |
| HT: 5'11" WT: 160 BATS: RIGHT THROWS: RIGHT BORN: 4-14-1972, Hato Mayor, D.R. | | | | | | | | | | | | | |
| 1993 COLORADO ROCKIES BATTING RECORD | | | | | | | | | | | | | |
| G | AB | R | H | 2B | 3B | HR | RBI | SB | SLG | BB | SO | AVG | |
| 65 | 229 | 31 | 53 | 14 | 5 | 5 | 20 | 4 | .402 | 13 | 63 | .231 | |
| CARDBOARD BASEBALL RATINGS | | | | | | | | | | | | | |
| AVG | H | 2B | 3B | HR | RBI | SB | | | | | | | |
| .231 | 53 | 14 | 5 | 5 | 2 | 1 | | | | | | | |
| DEFENSE RATING | | | | | | | | | | | | | |
| 2B: |  | | | | | | | | | | | | |



| | | | | | | | | | | | | | |
|---|---|----|-----|----|-----|----|-----|----|------|----|-----|------|----|
| 292 | BRIAN MCRAE | | | | | | | | | | | | OF |
| HT: 6'0" WT: 175 BATS: BOTH THROWS: RIGHT BORN: 8-27-1967, Bradenton, FL | | | | | | | | | | | | | |
| 1993 KANSAS CITY ROYALS BATTING RECORD | | | | | | | | | | | | | |
| G | AB | R | H | 2B | 3B | HR | RBI | SB | SLG | BB | SO | AVG | |
| 153 | 627 | 78 | 177 | 28 | 9 | 12 | 69 | 23 | .413 | 37 | 105 | .282 | |
| CARDBOARD BASEBALL RATINGS | | | | | | | | | | | | | |
| AVG | H | 2B | 3B | HR | RBI | SB | | | | | | | |
| .282 | 177 | 28 | 9 | 12 | 6 | 2 | | | | | | | |
| DEFENSE RATING | | | | | | | | | | | | | |
| OF: |  | | | | | | | | | | | | |



| | | | | | | | | | | | | | |
|---|------------|----|----|----|-----|----|-----|----|------|----|----|------|---|
| 296 | BOB MELVIN | | | | | | | | | | | | C |
| HT: 6'4" WT: 205 BATS: RIGHT THROWS: RIGHT BORN: 10-28-1961, Palo Alto, CA | | | | | | | | | | | | | |
| 1993 BOSTON RED SOX BATTING RECORD | | | | | | | | | | | | | |
| G | AB | R | H | 2B | 3B | HR | RBI | SB | SLG | BB | SO | AVG | |
| 77 | 176 | 13 | 39 | 7 | 0 | 3 | 23 | 0 | .313 | 7 | 44 | .222 | |
| CARDBOARD BASEBALL RATINGS | | | | | | | | | | | | | |
| AVG | H | 2B | 3B | HR | RBI | SB | | | | | | | |
| .222 | 39 | 7 | 0 | 3 | 2 | 1 | | | | | | | |
| DEFENSE RATING | | | | | | | | | | | | | |





| | | | | | | | | | | | | | | | | | | | | | | | | | | | | | | | | | | | | | | |
|---|----|---|----|----|----|----|-----|----|------|----|----|------|--------------------------------------|-----|-----|----|----|----|----|-----|----|------|----|----|------|---|--|--|--|--|--|--|--|--|--|--|--|--|
| 297 | | | | | | | | | | | | | HENRY MERCEDES | | | | | | | | | | | | | C | | | | | | | | | | | | |
| HT: 5'11" WT: 185 BATS: RIGHT THROWS: RIGHT | | | | | | | | | | | | | BORN: 7-23-1969, Santo Domingo, D.R. | | | | | | | | | | | | | | | | | | | | | | | | | |
| 1993 OAKLAND ATHLETICS BATTING RECORD | | | | | | | | | | | | | | | | | | | | | | | | | | | | | | | | | | | | | | |
| G | AB | R | H | 2B | 3B | HR | RBI | SB | SLG | BB | SO | AVG | G | AB | R | H | 2B | 3B | HR | RBI | SB | SLG | BB | SO | AVG | | | | | | | | | | | | | |
| 20 | 47 | 5 | 10 | 2 | 0 | 0 | 3 | 1 | .255 | 2 | 15 | .213 | 37 | 108 | 9 | 18 | 3 | 0 | 0 | 3 | 3 | .194 | 8 | 19 | .167 | | | | | | | | | | | | | |
| CARDBOARD BASEBALL RATINGS | | | | | | | | | | | | | | | | | | | | | | | | | | | | | | | | | | | | | | |
| AVG | | | H | | | 2B | | | 3B | | | HR | | | RBI | | | SB | | | | | | | | | | | | | | | | | | | | |
| .213 | | | 10 | | | 2 | | | 0 | | | 0 | | | 0 | | | 1 | | | | | | | | | | | | | | | | | | | | |
| DEFENSE RATING | | | | | | | | | | | | | | | | | | | | | | | | | | | | | | | | | | | | | | |
| | | | | | | | | | | | | | | | | | | | | | | | | | | 3B:  | | | | | | | | | | | | |



| 298 | | | | | | | | | | | | | ORLANDO MERCED | | | | | | | | | | | | | OF-1B | | | | | | | | | | | | |
| HT: 6'0" WT: 180 BATS: BOTH THROWS: RIGHT | | | | | | | | | | | | | BORN: 11-2-1966, Hato Rey, P.R. | | | | | | | | | | | | | | | | | | | | | | | | | |
| 1993 PITTSBURGH PIRATES BATTING RECORD | | | | | | | | | | | | | | | | | | | | | | | | | | | | | | | | | | | | | | |
| G | AB | R | H | 2B | 3B | HR | RBI | SB | SLG | BB | SO | AVG | G | AB | R | H | 2B | 3B | HR | RBI | SB | SLG | BB | SO | AVG |
| 137 | 447 | 68 | 140 | 26 | 4 | 8 | 70 | 3 | .443 | 77 | 64 | .313 | 102 | 281 | 37 | 84 | 18 | 1 | 6 | 36 | 0 | .434 | 60 | 53 | .299 |
| CARDBOARD BASEBALL RATINGS | | | | | | | | | | | | | | | | | | | | | | | | | | | | | | | | | | | | | | |
| AVG | | | H | | | 2B | | | 3B | | | HR | | | RBI | | | SB | | | | | | | | | | | | | | | |
| .313 | | | 140 | | | 26 | | | 4 | | | 8 | | | 7 | | | 1 | | | | | | | | | | | | | | | |
| DEFENSE RATING | | | | | | | | | | | | | | | | | | | | | | | | | | | | | | | | | | | | | | |
| OF: | | | | | | | | | | | | | 1B: | | | | | | | | | | | | | | | | | | | | | | | | | |
| 299 | | | | | | | | | | | | | HENSLEY MEULENS | | | | | | | | | | | | | OF | | | | | | | | | | | | |
| HT: 6'4" WT: 200 BATS: RIGHT THROWS: RIGHT | | | | | | | | | | | | | BORN: 6-23-1967, Willemstad, Curacao | | | | | | | | | | | | | | | | | | | | | | | | | |
| 1993 NEW YORK YANKEES BATTING RECORD | | | | | | | | | | | | | | | | | | | | | | | | | | | | | | | | | | | | | | |
| G | AB | R | H | 2B | 3B | HR | RBI | SB | SLG | BB | SO | AVG | G | AB | R | H | 2B | 3B | HR | RBI | SB | SLG | BB | SO | AVG |
| 30 | 53 | 8 | 9 | 1 | 1 | 2 | 5 | 0 | .340 | 8 | 19 | .170 | 93 | 323 | 56 | 110 | 21 | 3 | 19 | 64 | 1 | .601 | 25 | 48 | .341 |
| CARDBOARD BASEBALL RATINGS | | | | | | | | | | | | | | | | | | | | | | | | | | | | | | | | | | | | | | |
| AVG | | | H | | | 2B | | | 3B | | | HR | | | RBI | | | SB | | | | | | | | | | | | | | | |
| .170 | | | 9 | | | 1 | | | 1 | | | 2 | | | 0 | | | 1 | | | | | | | | | | | | | | | |
| DEFENSE RATING | | | | | | | | | | | | | | | | | | | | | | | | | | | | | | | | | | | | | | |
| | | | | | | | | | | | | | OF: | | | | | | | | | | | | | | | | | | | | | | | | | |
| 300 | | | | | | | | | | | | | MATT MIESKE | | | | | | | | | | | | | OF | | | | | | | | | | | | |
| HT: 6'0" WT: 185 BATS: RIGHT THROWS: RIGHT | | | | | | | | | | | | | BORN: 2-13-1968, Midland, MI | | | | | | | | | | | | | | | | | | | | | | | | | |
| 1993 MILWAUKEE BREWERS BATTING RECORD | | | | | | | | | | | | | | | | | | | | | | | | | | | | | | | | | | | | | | |
| G | AB | R | H | 2B | 3B | HR | RBI | SB | SLG | BB | SO | AVG | G | AB | R | H | 2B | 3B | HR | RBI | SB | SLG | BB | SO | AVG |
| 23 | 58 | 9 | 14 | 0 | 0 | 3 | 7 | 0 | .397 | 4 | 14 | .241 | 160 | 636 | 121 | 211 | 37 | 5 | 22 | 111 | 22 | .509 | 77 | 71 | .332 |
| CARDBOARD BASEBALL RATINGS | | | | | | | | | | | | | | | | | | | | | | | | | | | | | | | | | | | | | | |
| AVG | | | H | | | 2B | | | 3B | | | HR | | | RBI | | | SB | | | | | | | | | | | | | | | |
| .241 | | | 14 | | | 0 | | | 0 | | | 3 | | | 0 | | | 1 | | | | | | | | | | | | | | | |
| DEFENSE RATING | | | | | | | | | | | | | | | | | | | | | | | | | | | | | | | | | | | | | | |
| | | | | | | | | | | | | | OF: | | | | | | | | | | | | | | | | | | | | | | | | | |
| 301 | | | | | | | | | | | | | KEITH MILLER | | | | | | | | | | | | | 3B | | | | | | | | | | | | |
| HT: 5'11" WT: 175 BATS: RIGHT THROWS: RIGHT | | | | | | | | | | | | | BORN: 6-12-1963, Midland, MI | | | | | | | | | | | | | | | | | | | | | | | | | |
| 1993 KANSAS CITY ROYALS BATTING RECORD | | | | | | | | | | | | | | | | | | | | | | | | | | | | | | | | | | | | | | |
| G | AB | R | H | 2B | 3B | HR | RBI | SB | SLG | BB | SO | AVG | G | AB | R | H | 2B | 3B | HR | RBI | SB | SLG | BB | SO | AVG |
| 37 | 108 | 9 | 18 | 3 | 0 | 0 | 3 | 3 | .194 | 8 | 19 | .167 | 102 | 281 | 37 | 84 | 18 | 1 | 6 | 36 | 0 | .434 | 60 | 53 | .299 |
| CARDBOARD BASEBALL RATINGS | | | | | | | | | | | | | | | | | | | | | | | | | | | | | | | | | | | | | | |
| AVG | | | H | | | 2B | | | 3B | | | HR | | | RBI | | | SB | | | | | | | | | | | | | | | |
| .167 | | | 18 | | | 3 | | | 0 | | | 0 | | | 0 | | | 1 | | | | | | | | | | | | | | | |
| DEFENSE RATING | | | | | | | | | | | | | | | | | | | | | | | | | | | | | | | | | | | | | | |
| | | | | | | | | | | | | | | | | | | | | | | | | | | 1B: | | | | | | | | | | | | | OF: | | | | | | | | | | | | |
| 302 | | | | | | | | | | | | | RANDY MILLIGAN | | | | | | | | | | | | | 1B-OF | | | | | | | | | | | | |
| HT: 6'2" WT: 200 BATS: RIGHT THROWS: RIGHT | | | | | | | | | | | | | BORN: 11-27-1961, San Diego, CA | | | | | | | | | | | | | | | | | | | | | | | | | |
| 1993 CLEVELAND INDIANS BATTING RECORD | | | | | | | | | | | | | | | | | | | | | | | | | | | | | | | | | | | | | | |
| G | AB | R | H | 2B | 3B | HR | RBI | SB | SLG | BB | SO | AVG | G | AB | R | H | 2B | 3B | HR | RBI | SB | SLG | BB | SO | AVG |
| 102 | 281 | 37 | 84 | 18 | 1 | 6 | 36 | 0 | .434 | 60 | 53 | .299 | 93 | 323 | 56 | 110 | 21 | 3 | 19 | 64 | 1 | .601 | 25 | 48 | .341 |
| CARDBOARD BASEBALL RATINGS | | | | | | | | | | | | | | | | | | | | | | | | | | | | | | | | | | | | | | |
| AVG | | | H | | | 2B | | | 3B | | | HR | | | RBI | | | SB | | | | | | | | | | | | | | | |
| .299 | | | 84 | | | 18 | | | 1 | | | 6 | | | 3 | | | 1 | | | | | | | | | | | | | | | |
| DEFENSE RATING | | | | | | | | | | | | | | | | | | | | | | | | | | | | | | | | | | | | | | |
| | | | | | | | | | | | | | 1B: | | | | | | | | | | | | | OF: | | | | | | | | | | | | |
| 303 | | | | | | | | | | | | | KEVIN MITCHELL | | | | | | | | | | | | | OF | | | | | | | | | | | | |
| HT: 5'10" WT: 186 BATS: RIGHT THROWS: RIGHT | | | | | | | | | | | | | BORN: 1-13-1962, San Diego, CA | | | | | | | | | | | | | | | | | | | | | | | | | |
| 1993 CINCINNATI REDS BATTING RECORD | | | | | | | | | | | | | | | | | | | | | | | | | | | | | | | | | | | | | | |
| G | AB | R | H | 2B | 3B | HR | RBI | SB | SLG | BB | SO | AVG | G | AB | R | H | 2B | 3B | HR | RBI | SB | SLG | BB | SO | AVG |
| 93 | 323 | 56 | 110 | 21 | 3 | 19 | 64 | 1 | .601 | 25 | 48 | .341 | 160 | 636 | 121 | 211 | 37 | 5 | 22 | 111 | 22 | .509 | 77 | 71 | .332 |
| CARDBOARD BASEBALL RATINGS | | | | | | | | | | | | | | | | | | | | | | | | | | | | | | | | | | | | | | |
| AVG | | | H | | | 2B | | | 3B | | | HR | | | RBI | | | SB | | | | | | | | | | | | | | | |
| .341 | | | 110 | | | 21 | | | 3 | | | 19 | | | 6 | | | 1 | | | | | | | | | | | | | | | |
| DEFENSE RATING | | | | | | | | | | | | | | | | | | | | | | | | | | | | | | | | | | | | | | |
| | | | | | | | | | | | | | OF: | | | | | | | | | | | | | | | | | | | | | | | | | |
| 304 | | | | | | | | | | | | | PAUL MOLITOR | | | | | | | | | | | | | 1B | | | | | | | | | | | | |
| HT: 6'0" WT: 185 BATS: RIGHT THROWS: RIGHT | | | | | | | | | | | | | BORN: 8-22-1956, St. Paul, MN | | | | | | | | | | | | | | | | | | | | | | | | | |
| 1993 TORONTO BLUE JAYS BATTING RECORD | | | | | | | | | | | | | | | | | | | | | | | | | | | | | | | | | | | | | | |
| G | AB | R | H | 2B | 3B | HR | RBI | SB | SLG | BB | SO | AVG | G | AB | R | H | 2B | 3B | HR | RBI | SB | SLG | BB | SO | AVG |
| 23 | 58 | 9 | 14 | 0 | 0 | 3 | 7 | 0 | .397 | 4 | 14 | .241 | 160 | 636 | 121 | 211 | 37 | 5 | 22 | 111 | 22 | .509 | 77 | 71 | .332 |
| CARDBOARD BASEBALL RATINGS | | | | | | | | | | | | | | | | | | | | | | | | | | | | | | | | | | | | | | |
| AVG | | | H | | | 2B | | | 3B | | | HR | | | RBI | | | SB | | | | | | | | | | | | | | | |
| .332 | | | 211 | | | 37 | | | 5 | | | 22 | | | 11 | | | 2 | | | | | | | | | | | | | | | |
| DEFENSE RATING | | | | | | | | | | | | | | | | | | | | | | | | | | | | | | | | | | | | | | |
| | | | | | | | | | | | | | | | | | | | | | | | | | | 1B: | | | | | | | | | | | | |















| | | | | | | | | | | | | | | | | | | | | | | | | | | | | | | | | | | | | | | | | | | | | | | | | | | | | | | | | | | | | | | | | | | | | | | | | | | | | | | | | | |
|---|-----|----|-----|----|-----|----|-----|-----|------|-----|----|------|-----|-----|-----|----|-----|----|---|----|----|----|------|----|----|------|-----|---|----|----|----|-----|----|------|-----|----|---|----|---|---|--|---|----|---|---|----|----|----|-----|----|-----|----|----|-----|-----|-----|----|-----|----|---|----|-----|---|------|----|----|------|-----|---|----|----|----|-----|----|------|-----|----|---|----|----|---|
| <div>305</div> <div>RAUL MONDESI</div> <div>OF</div> <div>HT: 5'11" WT: 202 BATS: RIGHT THROWS: RIGHT BORN: 3-12-1971, San Cristobal, D.R.</div> <div>1993 LOS ANGELES DODGERS BATTING RECORD</div> <table><tr><td>G</td><td>AB</td><td>R</td><td>H</td><td>2B</td><td>3B</td><td>HR</td><td>RBI</td><td>SB</td><td>SLG</td><td>BB</td><td>SO</td><td>AVG</td></tr><tr><td>42</td><td>86</td><td>13</td><td>25</td><td>3</td><td>1</td><td>4</td><td>10</td><td>4</td><td>.488</td><td>4</td><td>16</td><td>.291</td></tr></table> <div>CARDBOARD BASEBALL RATINGS</div> <table><tr><td>AVG</td><td>H</td><td>2B</td><td>3B</td><td>HR</td><td>RBI</td><td>SB</td></tr><tr><td>.291</td><td>25</td><td>3</td><td>1</td><td>4</td><td>1</td><td>1</td></tr></table> <div>DEFENSE RATING</div> <div>OF: </div> | G | AB | R | H | 2B | 3B | HR | RBI | SB | SLG | BB | SO | AVG | 42 | 86 | 13 | 25 | 3 | 1 | 4 | 10 | 4 | .488 | 4 | 16 | .291 | AVG | H | 2B | 3B | HR | RBI | SB | .291 | 25 | 3 | 1 | 4 | 1 | 1 | <div>309</div> <div>DALE MURPHY</div> <div>OF</div> <div>HT: 6'4" WT: 210 BATS: RIGHT THROWS: RIGHT BORN: 3-12-1956, Portland, OR</div> <div>1993 COLORADO ROCKIES BATTING RECORD</div> <table><tr><td>G</td><td>AB</td><td>R</td><td>H</td><td>2B</td><td>3B</td><td>HR</td><td>RBI</td><td>SB</td><td>SLG</td><td>BB</td><td>SO</td><td>AVG</td></tr><tr><td>26</td><td>42</td><td>1</td><td>6</td><td>1</td><td>0</td><td>0</td><td>7</td><td>0</td><td>.167</td><td>5</td><td>15</td><td>.143</td></tr></table> <div>CARDBOARD BASEBALL RATINGS</div> <table><tr><td>AVG</td><td>H</td><td>2B</td><td>3B</td><td>HR</td><td>RBI</td><td>SB</td></tr><tr><td>.143</td><td>6</td><td>1</td><td>0</td><td>0</td><td>0</td><td>1</td></tr></table> <div>DEFENSE RATING</div> <div>OF: </div> | G | AB | R | H | 2B | 3B | HR | RBI | SB | SLG | BB | SO | AVG | 26 | 42 | 1 | 6 | 1 | 0 | 0 | 7 | 0 | .167 | 5 | 15 | .143 | AVG | H | 2B | 3B | HR | RBI | SB | .143 | 6 | 1 | 0 | 0 | 0 | 1 |
| G | AB | R | H | 2B | 3B | HR | RBI | SB | SLG | BB | SO | AVG | | | | | | | | | | | | | | | | | | | | | | | | | | | | | | | | | | | | | | | | | | | | | | | | | | | | | | | | | | | | | | | | | | | | | |
| 42 | 86 | 13 | 25 | 3 | 1 | 4 | 10 | 4 | .488 | 4 | 16 | .291 | | | | | | | | | | | | | | | | | | | | | | | | | | | | | | | | | | | | | | | | | | | | | | | | | | | | | | | | | | | | | | | | | | | | | |
| AVG | H | 2B | 3B | HR | RBI | SB | | | | | | | | | | | | | | | | | | | | | | | | | | | | | | | | | | | | | | | | | | | | | | | | | | | | | | | | | | | | | | | | | | | | | | | | | | | |
| .291 | 25 | 3 | 1 | 4 | 1 | 1 | | | | | | | | | | | | | | | | | | | | | | | | | | | | | | | | | | | | | | | | | | | | | | | | | | | | | | | | | | | | | | | | | | | | | | | | | | | |
| G | AB | R | H | 2B | 3B | HR | RBI | SB | SLG | BB | SO | AVG | | | | | | | | | | | | | | | | | | | | | | | | | | | | | | | | | | | | | | | | | | | | | | | | | | | | | | | | | | | | | | | | | | | | | |
| 26 | 42 | 1 | 6 | 1 | 0 | 0 | 7 | 0 | .167 | 5 | 15 | .143 | | | | | | | | | | | | | | | | | | | | | | | | | | | | | | | | | | | | | | | | | | | | | | | | | | | | | | | | | | | | | | | | | | | | | |
| AVG | H | 2B | 3B | HR | RBI | SB | | | | | | | | | | | | | | | | | | | | | | | | | | | | | | | | | | | | | | | | | | | | | | | | | | | | | | | | | | | | | | | | | | | | | | | | | | | |
| .143 | 6 | 1 | 0 | 0 | 0 | 1 | | | | | | | | | | | | | | | | | | | | | | | | | | | | | | | | | | | | | | | | | | | | | | | | | | | | | | | | | | | | | | | | | | | | | | | | | | | |
| <div>306</div> <div>MICKY MORANDINI</div> <div>2B</div> <div>HT: 5'11" WT: 170 BATS: LEFT THROWS: RIGHT BORN: 4-22-1966, Kittanning, PA</div> <div>1993 PHILADELPHIA PHILLIES BATTING RECORD</div> <table><tr><td>G</td><td>AB</td><td>R</td><td>H</td><td>2B</td><td>3B</td><td>HR</td><td>RBI</td><td>SB</td><td>SLG</td><td>BB</td><td>SO</td><td>AVG</td></tr><tr><td>120</td><td>425</td><td>57</td><td>105</td><td>19</td><td>9</td><td>3</td><td>33</td><td>13</td><td>.355</td><td>34</td><td>73</td><td>.247</td></tr></table> <div>CARDBOARD BASEBALL RATINGS</div> <table><tr><td>AVG</td><td>H</td><td>2B</td><td>3B</td><td>HR</td><td>RBI</td><td>SB</td></tr><tr><td>.247</td><td>105</td><td>19</td><td>9</td><td>3</td><td>3</td><td>1</td></tr></table> <div>DEFENSE RATING</div> <div>2B: </div> | G | AB | R | H | 2B | 3B | HR | RBI | SB | SLG | BB | SO | AVG | 120 | 425 | 57 | 105 | 19 | 9 | 3 | 33 | 13 | .355 | 34 | 73 | .247 | AVG | H | 2B | 3B | HR | RBI | SB | .247 | 105 | 19 | 9 | 3 | 3 | 1 | <div>310</div> <div>EDDIE MURRAY</div> <div>1B</div> <div>HT: 6'2" WT: 190 BATS: BOTH THROWS: RIGHT BORN: 2-24-1956, Los Angeles, CA</div> <div>1993 NEW YORK METS BATTING RECORD</div> <table><tr><td>G</td><td>AB</td><td>R</td><td>H</td><td>2B</td><td>3B</td><td>HR</td><td>RBI</td><td>SB</td><td>SLG</td><td>BB</td><td>SO</td><td>AVG</td></tr><tr><td>154</td><td>610</td><td>77</td><td>174</td><td>28</td><td>1</td><td>27</td><td>100</td><td>2</td><td>.467</td><td>40</td><td>61</td><td>.285</td></tr></table> <div>CARDBOARD BASEBALL RATINGS</div> <table><tr><td>AVG</td><td>H</td><td>2B</td><td>3B</td><td>HR</td><td>RBI</td><td>SB</td></tr><tr><td>.285</td><td>174</td><td>28</td><td>1</td><td>27</td><td>10</td><td>1</td></tr></table> <div>DEFENSE RATING</div> <div>1B: </div> | G | AB | R | H | 2B | 3B | HR | RBI | SB | SLG | BB | SO | AVG | 154 | 610 | 77 | 174 | 28 | 1 | 27 | 100 | 2 | .467 | 40 | 61 | .285 | AVG | H | 2B | 3B | HR | RBI | SB | .285 | 174 | 28 | 1 | 27 | 10 | 1 |
| G | AB | R | H | 2B | 3B | HR | RBI | SB | SLG | BB | SO | AVG | | | | | | | | | | | | | | | | | | | | | | | | | | | | | | | | | | | | | | | | | | | | | | | | | | | | | | | | | | | | | | | | | | | | | |
| 120 | 425 | 57 | 105 | 19 | 9 | 3 | 33 | 13 | .355 | 34 | 73 | .247 | | | | | | | | | | | | | | | | | | | | | | | | | | | | | | | | | | | | | | | | | | | | | | | | | | | | | | | | | | | | | | | | | | | | | |
| AVG | H | 2B | 3B | HR | RBI | SB | | | | | | | | | | | | | | | | | | | | | | | | | | | | | | | | | | | | | | | | | | | | | | | | | | | | | | | | | | | | | | | | | | | | | | | | | | | |
| .247 | 105 | 19 | 9 | 3 | 3 | 1 | | | | | | | | | | | | | | | | | | | | | | | | | | | | | | | | | | | | | | | | | | | | | | | | | | | | | | | | | | | | | | | | | | | | | | | | | | | |
| G | AB | R | H | 2B | 3B | HR | RBI | SB | SLG | BB | SO | AVG | | | | | | | | | | | | | | | | | | | | | | | | | | | | | | | | | | | | | | | | | | | | | | | | | | | | | | | | | | | | | | | | | | | | | |
| 154 | 610 | 77 | 174 | 28 | 1 | 27 | 100 | 2 | .467 | 40 | 61 | .285 | | | | | | | | | | | | | | | | | | | | | | | | | | | | | | | | | | | | | | | | | | | | | | | | | | | | | | | | | | | | | | | | | | | | | |
| AVG | H | 2B | 3B | HR | RBI | SB | | | | | | | | | | | | | | | | | | | | | | | | | | | | | | | | | | | | | | | | | | | | | | | | | | | | | | | | | | | | | | | | | | | | | | | | | | | |
| .285 | 174 | 28 | 1 | 27 | 10 | 1 | | | | | | | | | | | | | | | | | | | | | | | | | | | | | | | | | | | | | | | | | | | | | | | | | | | | | | | | | | | | | | | | | | | | | | | | | | | |
| <div>307</div> <div>HAL MORRIS</div> <div>1B</div> <div>HT: 6'3" WT: 200 BATS: LEFT THROWS: LEFT BORN: 4-9-1965, Fort Rucker, AL</div> <div>1993 CINCINNATI REDS BATTING RECORD</div> <table><tr><td>G</td><td>AB</td><td>R</td><td>H</td><td>2B</td><td>3B</td><td>HR</td><td>RBI</td><td>SB</td><td>SLG</td><td>BB</td><td>SO</td><td>AVG</td></tr><tr><td>101</td><td>379</td><td>48</td><td>120</td><td>18</td><td>0</td><td>7</td><td>49</td><td>2</td><td>.420</td><td>34</td><td>51</td><td>.317</td></tr></table> <div>CARDBOARD BASEBALL RATINGS</div> <table><tr><td>AVG</td><td>H</td><td>2B</td><td>3B</td><td>HR</td><td>RBI</td><td>SB</td></tr><tr><td>.317</td><td>120</td><td>18</td><td>0</td><td>7</td><td>4</td><td>1</td></tr></table> <div>DEFENSE RATING</div> <div>1B: </div> | G | AB | R | H | 2B | 3B | HR | RBI | SB | SLG | BB | SO | AVG | 101 | 379 | 48 | 120 | 18 | 0 | 7 | 49 | 2 | .420 | 34 | 51 | .317 | AVG | H | 2B | 3B | HR | RBI | SB | .317 | 120 | 18 | 0 | 7 | 4 | 1 | <div>311</div> <div>GREG MYERS</div> <div>C</div> <div>HT: 6'1" WT: 200 BATS: LEFT THROWS: RIGHT BORN: 4-14-1966, Riverside, CA</div> <div>1993 CALIFORNIA ANGELS BATTING RECORD</div> <table><tr><td>G</td><td>AB</td><td>R</td><td>H</td><td>2B</td><td>3B</td><td>HR</td><td>RBI</td><td>SB</td><td>SLG</td><td>BB</td><td>SO</td><td>AVG</td></tr><tr><td>108</td><td>290</td><td>27</td><td>74</td><td>10</td><td>0</td><td>7</td><td>40</td><td>3</td><td>.362</td><td>17</td><td>47</td><td>.255</td></tr></table> <div>CARDBOARD BASEBALL RATINGS</div> <table><tr><td>AVG</td><td>H</td><td>2B</td><td>3B</td><td>HR</td><td>RBI</td><td>SB</td></tr><tr><td>.255</td><td>74</td><td>10</td><td>0</td><td>7</td><td>4</td><td>1</td></tr></table> <div>DEFENSE RATING</div> | G | AB | R | H | 2B | 3B | HR | RBI | SB | SLG | BB | SO | AVG | 108 | 290 | 27 | 74 | 10 | 0 | 7 | 40 | 3 | .362 | 17 | 47 | .255 | AVG | H | 2B | 3B | HR | RBI | SB | .255 | 74 | 10 | 0 | 7 | 4 | 1 |
| G | AB | R | H | 2B | 3B | HR | RBI | SB | SLG | BB | SO | AVG | | | | | | | | | | | | | | | | | | | | | | | | | | | | | | | | | | | | | | | | | | | | | | | | | | | | | | | | | | | | | | | | | | | | | |
| 101 | 379 | 48 | 120 | 18 | 0 | 7 | 49 | 2 | .420 | 34 | 51 | .317 | | | | | | | | | | | | | | | | | | | | | | | | | | | | | | | | | | | | | | | | | | | | | | | | | | | | | | | | | | | | | | | | | | | | | |
| AVG | H | 2B | 3B | HR | RBI | SB | | | | | | | | | | | | | | | | | | | | | | | | | | | | | | | | | | | | | | | | | | | | | | | | | | | | | | | | | | | | | | | | | | | | | | | | | | | |
| .317 | 120 | 18 | 0 | 7 | 4 | 1 | | | | | | | | | | | | | | | | | | | | | | | | | | | | | | | | | | | | | | | | | | | | | | | | | | | | | | | | | | | | | | | | | | | | | | | | | | | |
| G | AB | R | H | 2B | 3B | HR | RBI | SB | SLG | BB | SO | AVG | | | | | | | | | | | | | | | | | | | | | | | | | | | | | | | | | | | | | | | | | | | | | | | | | | | | | | | | | | | | | | | | | | | | | |
| 108 | 290 | 27 | 74 | 10 | 0 | 7 | 40 | 3 | .362 | 17 | 47 | .255 | | | | | | | | | | | | | | | | | | | | | | | | | | | | | | | | | | | | | | | | | | | | | | | | | | | | | | | | | | | | | | | | | | | | | |
| AVG | H | 2B | 3B | HR | RBI | SB | | | | | | | | | | | | | | | | | | | | | | | | | | | | | | | | | | | | | | | | | | | | | | | | | | | | | | | | | | | | | | | | | | | | | | | | | | | |
| .255 | 74 | 10 | 0 | 7 | 4 | 1 | | | | | | | | | | | | | | | | | | | | | | | | | | | | | | | | | | | | | | | | | | | | | | | | | | | | | | | | | | | | | | | | | | | | | | | | | | | |
| <div>308</div> <div>PEDRO MUNOZ</div> <div>OF</div> <div>HT: 5'11" WT: 170 BATS: RIGHT THROWS: RIGHT BORN: 9-19-1968, Ponce, P.R.</div> <div>1993 MINNESOTA TWINS BATTING RECORD</div> <table><tr><td>G</td><td>AB</td><td>R</td><td>H</td><td>2B</td><td>3B</td><td>HR</td><td>RBI</td><td>SB</td><td>SLG</td><td>BB</td><td>SO</td><td>AVG</td></tr><tr><td>104</td><td>326</td><td>34</td><td>76</td><td>11</td><td>1</td><td>13</td><td>38</td><td>1</td><td>.393</td><td>25</td><td>97</td><td>.233</td></tr></table> <div>CARDBOARD BASEBALL RATINGS</div> <table><tr><td>AVG</td><td>H</td><td>2B</td><td>3B</td><td>HR</td><td>RBI</td><td>SB</td></tr><tr><td>.233</td><td>76</td><td>11</td><td>1</td><td>13</td><td>3</td><td>1</td></tr></table> <div>DEFENSE RATING</div> <div>OF: </div> | G | AB | R | H | 2B | 3B | HR | RBI | SB | SLG | BB | SO | AVG | 104 | 326 | 34 | 76 | 11 | 1 | 13 | 38 | 1 | .393 | 25 | 97 | .233 | AVG | H | 2B | 3B | HR | RBI | SB | .233 | 76 | 11 | 1 | 13 | 3 | 1 | <div>312</div> <div>TIM NAEHRING</div> <div>2B-3B</div> <div>HT: 6'2" WT: 190 BATS: RIGHT THROWS: RIGHT BORN: 2-1-1967, Cincinnati, OH</div> <div>1993 BOSTON RED SOX BATTING RECORD</div> <table><tr><td>G</td><td>AB</td><td>R</td><td>H</td><td>2B</td><td>3B</td><td>HR</td><td>RBI</td><td>SB</td><td>SLG</td><td>BB</td><td>SO</td><td>AVG</td></tr><tr><td>39</td><td>127</td><td>14</td><td>42</td><td>10</td><td>0</td><td>1</td><td>17</td><td>1</td><td>.433</td><td>10</td><td>26</td><td>.331</td></tr></table> <div>CARDBOARD BASEBALL RATINGS</div> <table><tr><td>AVG</td><td>H</td><td>2B</td><td>3B</td><td>HR</td><td>RBI</td><td>SB</td></tr><tr><td>.331</td><td>42</td><td>10</td><td>0</td><td>1</td><td>1</td><td>1</td></tr></table> <div>DEFENSE RATING</div> <div>2B: 3B: </div> | G | AB | R | H | 2B | 3B | HR | RBI | SB | SLG | BB | SO | AVG | 39 | 127 | 14 | 42 | 10 | 0 | 1 | 17 | 1 | .433 | 10 | 26 | .331 | AVG | H | 2B | 3B | HR | RBI | SB | .331 | 42 | 10 | 0 | 1 | 1 | 1 |
| G | AB | R | H | 2B | 3B | HR | RBI | SB | SLG | BB | SO | AVG | | | | | | | | | | | | | | | | | | | | | | | | | | | | | | | | | | | | | | | | | | | | | | | | | | | | | | | | | | | | | | | | | | | | | |
| 104 | 326 | 34 | 76 | 11 | 1 | 13 | 38 | 1 | .393 | 25 | 97 | .233 | | | | | | | | | | | | | | | | | | | | | | | | | | | | | | | | | | | | | | | | | | | | | | | | | | | | | | | | | | | | | | | | | | | | | |
| AVG | H | 2B | 3B | HR | RBI | SB | | | | | | | | | | | | | | | | | | | | | | | | | | | | | | | | | | | | | | | | | | | | | | | | | | | | | | | | | | | | | | | | | | | | | | | | | | | |
| .233 | 76 | 11 | 1 | 13 | 3 | 1 | | | | | | | | | | | | | | | | | | | | | | | | | | | | | | | | | | | | | | | | | | | | | | | | | | | | | | | | | | | | | | | | | | | | | | | | | | | |
| G | AB | R | H | 2B | 3B | HR | RBI | SB | SLG | BB | SO | AVG | | | | | | | | | | | | | | | | | | | | | | | | | | | | | | | | | | | | | | | | | | | | | | | | | | | | | | | | | | | | | | | | | | | | | |
| 39 | 127 | 14 | 42 | 10 | 0 | 1 | 17 | 1 | .433 | 10 | 26 | .331 | | | | | | | | | | | | | | | | | | | | | | | | | | | | | | | | | | | | | | | | | | | | | | | | | | | | | | | | | | | | | | | | | | | | | |
| AVG | H | 2B | 3B | HR | RBI | SB | | | | | | | | | | | | | | | | | | | | | | | | | | | | | | | | | | | | | | | | | | | | | | | | | | | | | | | | | | | | | | | | | | | | | | | | | | | |
| .331 | 42 | 10 | 0 | 1 | 1 | 1 | | | | | | | | | | | | | | | | | | | | | | | | | | | | | | | | | | | | | | | | | | | | | | | | | | | | | | | | | | | | | | | | | | | | | | | | | | | |


| | | | | | | | | | | | | |
|---|-----------|----|---|---------------|-----|----|-----|----|------|----|----|------|
| 313 | BOB NATAL | C | 317 | MELVIN NIEVES | OF | | | | | | | |
| HT: 5'11" WT: 190 BATS: RIGHT THROWS: RIGHT BORN: 11-13-1965, Long Beach, CA | | | HT: 6'2" WT: 185 BATS: BOTH THROWS: RIGHT BORN: 12-28-1971, San Juan, P.R. | | | | | | | | | |
| 1993 FLORIDA MARLINS BATTING RECORD | | | 1993 SAN DIEGO PADRES BATTING RECORD | | | | | | | | | |
| G | AB | R | H | 2B | 3B | HR | RBI | SB | SLG | BB | SO | AVG |
| 41 | 117 | 3 | 25 | 4 | 1 | 1 | 6 | 1 | .291 | 6 | 22 | .214 |
| CARDBOARD BASEBALL RATINGS | | | CARDBOARD BASEBALL RATINGS | | | | | | | | | |
| AVG | H | 2B | 3B | HR | RBI | SB | | | | | | |
| .214 | 25 | 4 | 1 | 1 | 0 | 1 | | | | | | |
| DEFENSE RATING | | | DEFENSE RATING | | | | | | | | | |
| OF:   | | | | | | | | | | | | |

| | | | | | | | | | | | | |
|---|-----------|----|--|--------------|-----|----|-----|----|------|----|-----|------|
| 314 | TROY NEEL | 1B | 318 | DAVE NILSSON | C | | | | | | | |
| HT: 6'4" WT: 210 BATS: LEFT THROWS: RIGHT BORN: 9-14-1965, Freeport, TX | | | HT: 6'3" WT: 185 BATS: LEFT THROWS: RIGHT BORN: 12-14-1969, Brisbane, Australia | | | | | | | | | |
| 1993 OAKLAND ATHLETICS BATTING RECORD | | | 1993 MILWAUKEE BREWERS BATTING RECORD | | | | | | | | | |
| G | AB | R | H | 2B | 3B | HR | RBI | SB | SLG | BB | SO | AVG |
| 123 | 427 | 59 | 124 | 21 | 0 | 19 | 63 | 3 | .473 | 49 | 101 | .290 |
| CARDBOARD BASEBALL RATINGS | | | CARDBOARD BASEBALL RATINGS | | | | | | | | | |
| AVG | H | 2B | 3B | HR | RBI | SB | | | | | | |
| .290 | 124 | 21 | 0 | 19 | 6 | 1 | | | | | | |
| DEFENSE RATING | | | DEFENSE RATING | | | | | | | | | |
| 1B:   | | | | | | | | | | | | |







| | | | | | | | | | | | | |
|---|---------------|----|--|------------|-----|----|-----|----|------|----|----|------|
| 315 | MARC NEWFIELD | OF | 319 | OTIS NIXON | OF | | | | | | | |
| HT: 6'4" WT: 205 BATS: RIGHT THROWS: RIGHT BORN: 10-19-1972, Sacramento, CA | | | HT: 6'2" WT: 180 BATS: BOTH THROWS: RIGHT BORN: 1-9-1959, Columbus County, NC | | | | | | | | | |
| 1993 SEATTLE MARINERS BATTING RECORD | | | 1993 ATLANTA BRAVES BATTING RECORD | | | | | | | | | |
| G | AB | R | H | 2B | 3B | HR | RBI | SB | SLG | BB | SO | AVG |
| 22 | 66 | 5 | 15 | 3 | 0 | 1 | 7 | 0 | .318 | 2 | 8 | .227 |
| CARDBOARD BASEBALL RATINGS | | | CARDBOARD BASEBALL RATINGS | | | | | | | | | |
| AVG | H | 2B | 3B | HR | RBI | SB | | | | | | |
| .227 | 15 | 3 | 0 | 1 | 0 | 1 | | | | | | |
| DEFENSE RATING | | | DEFENSE RATING | | | | | | | | | |
| OF:  | | | OF:    | | | | | | | | | |

| | | | | | | | | | | | | |
|---|---------------|----|--|------------|-----|----|-----|----|------|----|----|------|
| 316 | WARREN NEWSON | OF | 320 | MATT NOKES | C | | | | | | | |
| HT: 5'7" WT: 190 BATS: LEFT THROWS: LEFT BORN: 7-3-1964, Newnan, GA | | | HT: 6'1" WT: 185 BATS: LEFT THROWS: RIGHT BORN: 10-31-1963, San Diego, CA | | | | | | | | | |
| 1993 CHICAGO WHITE SOX BATTING RECORD | | | 1993 NEW YORK YANKEES BATTING RECORD | | | | | | | | | |
| G | AB | R | H | 2B | 3B | HR | RBI | SB | SLG | BB | SO | AVG |
| 26 | 40 | 9 | 12 | 0 | 0 | 2 | 6 | 0 | .450 | 9 | 12 | .300 |
| CARDBOARD BASEBALL RATINGS | | | CARDBOARD BASEBALL RATINGS | | | | | | | | | |
| AVG | H | 2B | 3B | HR | RBI | SB | | | | | | |
| .300 | 12 | 0 | 0 | 2 | 0 | 1 | | | | | | |
| DEFENSE RATING | | | DEFENSE RATING | | | | | | | | | |
| OF:   | | | | | | | | | | | | |



| | | | | | | | | | | | | | | | | | | | | | | | | | | | | | | | | | | | | | | | | | | | | | | | |
|-----|-----------------|------|--|---|---|----|---|---|----|----|----|-----|----|-----|----|----|-----|-----|-----|-----|-----|----|---|----|-----|----|------|-----|----|------|----------------------------|-----|---|----|----|----|-----|----|------|-----|----|---|----|----|---|----------------|---|
| 321 | SHERMAN OBANDO | OF | HT: 6'4" WT: 215 BATS: RIGHT THROWS: RIGHT BORN: 1-23-1970, Bocas Del Toro, Panama | 1993 BALTIMORE ORIOLES BATTING RECORD | G | AB | R | H | 2B | 3B | HR | RBI | SB | SLG | BB | SO | AVG | 31 | 92 | 8 | 25 | 2 | 0 | 3 | 15 | 0 | .391 | 4 | 26 | .272 | CARDBOARD BASEBALL RATINGS | AVG | H | 2B | 3B | HR | RBI | SB | .272 | 25 | 2 | 0 | 3 | 1 | 1 | DEFENSE RATING | OF:    |
| 322 | CHARLIE O'BRIEN | C | HT: 6'2" WT: 195 BATS: RIGHT THROWS: RIGHT BORN: 5-1-1960, Tulsa, OK | 1993 NEW YORK METS BATTING RECORD | G | AB | R | H | 2B | 3B | HR | RBI | SB | SLG | BB | SO | AVG | 67 | 188 | 15 | 48 | 11 | 0 | 4 | 23 | 1 | .378 | 14 | 14 | .255 | CARDBOARD BASEBALL RATINGS | AVG | H | 2B | 3B | HR | RBI | SB | .255 | 48 | 11 | 0 | 4 | 2 | 1 | DEFENSE RATING | |
| 323 | PETE O'BRIEN | 1B | HT: 6'1" WT: 185 BATS: LEFT THROWS: LEFT BORN: 2-9-1958, Santa Monica, CA | 1993 SEATTLE MARINERS BATTING RECORD | G | AB | R | H | 2B | 3B | HR | RBI | SB | SLG | BB | SO | AVG | 72 | 210 | 30 | 54 | 7 | 0 | 7 | 27 | 0 | .390 | 26 | 21 | .257 | CARDBOARD BASEBALL RATINGS | AVG | H | 2B | 3B | HR | RBI | SB | .257 | 54 | 7 | 0 | 7 | 2 | 1 | DEFENSE RATING | 1B:    |
| 324 | JOSE OFFERMAN | SS | HT: 6'0" WT: 150 BATS: BOTH THROWS: RIGHT BORN: 11-8-1968, San Pedro de Macoris, D.R. | 1993 LOS ANGELES DODGERS BATTING RECORD | G | AB | R | H | 2B | 3B | HR | RBI | SB | SLG | BB | SO | AVG | 158 | 590 | 77 | 159 | 21 | 6 | 1 | 62 | 30 | .331 | 71 | 75 | .269 | CARDBOARD BASEBALL RATINGS | AVG | H | 2B | 3B | HR | RBI | SB | .269 | 159 | 21 | 6 | 1 | 6 | 3 | DEFENSE RATING | SS:   |
| 325 | TROY O'LEARY | OF | HT: 6'0" WT: 175 BATS: LEFT THROWS: LEFT BORN: 8-4-1969, Compton, CA | 1993 MILWAUKEE BREWERS BATTING RECORD | G | AB | R | H | 2B | 3B | HR | RBI | SB | SLG | BB | SO | AVG | 19 | 41 | 3 | 12 | 3 | 0 | 0 | 3 | 0 | .366 | 5 | 9 | .293 | CARDBOARD BASEBALL RATINGS | AVG | H | 2B | 3B | HR | RBI | SB | .293 | 12 | 3 | 0 | 0 | 0 | 1 | DEFENSE RATING | OF:    |
| 326 | JOHN OLERUD | 1B | HT: 6'5" WT: 205 BATS: LEFT THROWS: LEFT BORN: 8-5-1968, Seattle, WA | 1993 TORONTO BLUE JAYS BATTING RECORD | G | AB | R | H | 2B | 3B | HR | RBI | SB | SLG | BB | SO | AVG | 158 | 551 | 109 | 200 | 54 | 2 | 24 | 107 | 0 | .599 | 114 | 65 | .363 | CARDBOARD BASEBALL RATINGS | AVG | H | 2B | 3B | HR | RBI | SB | .363 | 200 | 54 | 2 | 24 | 10 | 1 | DEFENSE RATING | 1B:   |
| 327 | JOE OLIVER | C-1B | HT: 6'3" WT: 215 BATS: RIGHT THROWS: RIGHT BORN: 7-24-1965, Memphis, TN | 1993 CINCINNATI REDS BATTING RECORD | G | AB | R | H | 2B | 3B | HR | RBI | SB | SLG | BB | SO | AVG | 139 | 482 | 40 | 115 | 28 | 0 | 14 | 75 | 0 | .384 | 27 | 91 | .239 | CARDBOARD BASEBALL RATINGS | AVG | H | 2B | 3B | HR | RBI | SB | .239 | 115 | 28 | 0 | 14 | 7 | 1 | DEFENSE RATING | 1B:  |
| 328 | GREG OLSON | C | HT: 6'0" WT: 200 BATS: RIGHT THROWS: RIGHT BORN: 9-6-1960, Marshall, MN | 1993 ATLANTA BRAVES BATTING RECORD | G | AB | R | H | 2B | 3B | HR | RBI | SB | SLG | BB | SO | AVG | 83 | 262 | 23 | 59 | 10 | 0 | 4 | 24 | 1 | .309 | 29 | 27 | .225 | CARDBOARD BASEBALL RATINGS | AVG | H | 2B | 3B | HR | RBI | SB | .225 | 59 | 10 | 0 | 4 | 2 | 1 | DEFENSE RATING | |



| | | | | | | | | | | | | | |
|---|--------------|----|-----|----|-----|----|-----|----|------|----|----|------|----|
| 329 | PAUL O'NEILL | | | | | | | | | | | | OF |
| HT: 6'4" WT: 200 BATS: LEFT THROWS: LEFT BORN: 2-25-1963, Columbus, OH | | | | | | | | | | | | | |
| 1993 NEW YORK YANKEES BATTING RECORD | | | | | | | | | | | | | |
| G | AB | R | H | 2B | 3B | HR | RBI | SB | SLG | BB | SO | AVG | |
| 141 | 498 | 71 | 155 | 34 | 1 | 20 | 75 | 2 | .504 | 44 | 69 | .311 | |
| CARDBOARD BASEBALL RATINGS | | | | | | | | | | | | | |
| AVG | H | 2B | 3B | HR | RBI | SB | | | | | | | |
| .311 | 155 | 34 | 1 | 20 | 7 | 1 | | | | | | | |
| DEFENSE RATING | | | | | | | | | | | | | |
| OF:  | | | | | | | | | | | | | |

| | | | | | | | | | | | | | |
|---|------------|----|----|----|-----|----|-----|----|------|----|----|------|---|
| 333 | JOHN ORTON | | | | | | | | | | | | C |
| HT: 6'1" WT: 195 BATS: RIGHT THROWS: RIGHT BORN: 12-8-1965, Santa Cruz, CA | | | | | | | | | | | | | |
| 1993 CALIFORNIA ANGELS BATTING RECORD | | | | | | | | | | | | | |
| G | AB | R | H | 2B | 3B | HR | RBI | SB | SLG | BB | SO | AVG | |
| 37 | 95 | 5 | 18 | 5 | 0 | 1 | 4 | 1 | .274 | 7 | 24 | .189 | |
| CARDBOARD BASEBALL RATINGS | | | | | | | | | | | | | |
| AVG | H | 2B | 3B | HR | RBI | SB | | | | | | | |
| .189 | 18 | 5 | 0 | 1 | 0 | 1 | | | | | | | |
| DEFENSE RATING | | | | | | | | | | | | | |



| | | | | | | | | | | | | | |
|---|--------------|----|----|----|-----|----|-----|----|------|----|----|------|-------|
| 330 | JOSE OQUENDO | | | | | | | | | | | | SS-2B |
| HT: 5'10" WT: 160 BATS: BOTH THROWS: RIGHT BORN: 7-4-1963, Rio Piedras, P.R. | | | | | | | | | | | | | |
| 1993 ST. LOUIS CARDINALS BATTING RECORD | | | | | | | | | | | | | |
| G | AB | R | H | 2B | 3B | HR | RBI | SB | SLG | BB | SO | AVG | |
| 46 | 73 | 7 | 15 | 0 | 0 | 0 | 4 | 0 | .205 | 12 | 8 | .205 | |
| CARDBOARD BASEBALL RATINGS | | | | | | | | | | | | | |
| AVG | H | 2B | 3B | HR | RBI | SB | | | | | | | |
| .205 | 15 | 0 | 0 | 0 | 0 | 1 | | | | | | | |
| DEFENSE RATING | | | | | | | | | | | | | |
| SS:    2B:    | | | | | | | | | | | | | |








| | | | | | | | | | | | | | |
|---|---------------|----|----|----|-----|----|-----|----|------|----|----|------|---|
| 334 | JAYHAWK OWENS | | | | | | | | | | | | C |
| HT: 6'1" WT: 213 BATS: RIGHT THROWS: RIGHT BORN: 2-10-1969, Cincinnati, OH | | | | | | | | | | | | | |
| 1993 COLORADO ROCKIES BATTING RECORD | | | | | | | | | | | | | |
| G | AB | R | H | 2B | 3B | HR | RBI | SB | SLG | BB | SO | AVG | |
| 33 | 86 | 12 | 18 | 5 | 0 | 3 | 6 | 1 | .372 | 6 | 30 | .209 | |
| CARDBOARD BASEBALL RATINGS | | | | | | | | | | | | | |
| AVG | H | 2B | 3B | HR | RBI | SB | | | | | | | |
| .209 | 18 | 5 | 0 | 3 | 0 | 1 | | | | | | | |
| DEFENSE RATING | | | | | | | | | | | | | |


















| | | | | | | | | | | | | | |
|---|-------------|----|-----|----|-----|----|-----|----|------|----|----|------|----|
| 331 | JOE ORSULAK | | | | | | | | | | | | OF |
| HT: 6'1" WT: 185 BATS: LEFT THROWS: LEFT BORN: 5-31-1962, Glen Ridge, NJ | | | | | | | | | | | | | |
| 1993 NEW YORK METS BATTING RECORD | | | | | | | | | | | | | |
| G | AB | R | H | 2B | 3B | HR | RBI | SB | SLG | BB | SO | AVG | |
| 134 | 409 | 59 | 116 | 15 | 4 | 8 | 35 | 5 | .399 | 28 | 25 | .284 | |
| CARDBOARD BASEBALL RATINGS | | | | | | | | | | | | | |
| AVG | H | 2B | 3B | HR | RBI | SB | | | | | | | |
| .284 | 116 | 15 | 4 | 8 | 3 | 1 | | | | | | | |
| DEFENSE RATING | | | | | | | | | | | | | |
| OF:   | | | | | | | | | | | | | |

| | | | | | | | | | | | | | |
|---|------------|----|----|----|-----|----|-----|----|------|----|----|------|----|
| 335 | SPIKE OWEN | | | | | | | | | | | | SS |
| HT: 5'9" WT: 165 BATS: BOTH THROWS: RIGHT BORN: 4-19-1961, Cleburne, TX | | | | | | | | | | | | | |
| 1993 NEW YORK YANKEES BATTING RECORD | | | | | | | | | | | | | |
| G | AB | R | H | 2B | 3B | HR | RBI | SB | SLG | BB | SO | AVG | |
| 103 | 334 | 41 | 78 | 16 | 2 | 2 | 20 | 3 | .311 | 29 | 30 | .234 | |
| CARDBOARD BASEBALL RATINGS | | | | | | | | | | | | | |
| AVG | H | 2B | 3B | HR | RBI | SB | | | | | | | |
| .234 | 78 | 16 | 2 | 2 | 2 | 1 | | | | | | | |
| DEFENSE RATING | | | | | | | | | | | | | |
| SS:   | | | | | | | | | | | | | |


| | | | | | | | | | | | | | |
|--|--------------|----|----|----|-----|----|-----|----|------|----|----|------|---|
| 332 | JUNIOR ORTIZ | | | | | | | | | | | | C |
| HT: 5'11" WT: 174 BATS: RIGHT THROWS: RIGHT BORN: 10-24-1959, Humacao, P.R. | | | | | | | | | | | | | |
| 1993 CLEVELAND INDIANS BATTING RECORD | | | | | | | | | | | | | |
| G | AB | R | H | 2B | 3B | HR | RBI | SB | SLG | BB | SO | AVG | |
| 95 | 249 | 19 | 55 | 13 | 0 | 0 | 20 | 1 | .273 | 11 | 26 | .221 | |
| CARDBOARD BASEBALL RATINGS | | | | | | | | | | | | | |
| AVG | H | 2B | 3B | HR | RBI | SB | | | | | | | |
| .221 | 55 | 13 | 0 | 0 | 2 | 1 | | | | | | | |
| DEFENSE RATING | | | | | | | | | | | | | |




| | | | | | | | | | | | | | |
|---|-----------------|----|-----|----|-----|----|-----|----|------|----|----|------|----|
| 336 | MIKE PAGLIARULO | | | | | | | | | | | | 3B |
| HT: 6'1" WT: 205 BATS: LEFT THROWS: RIGHT BORN: 3-15-1960, Medford, MA | | | | | | | | | | | | | |
| 1993 BALTIMORE ORIOLES BATTING RECORD | | | | | | | | | | | | | |
| G | AB | R | H | 2B | 3B | HR | RBI | SB | SLG | BB | SO | AVG | |
| 116 | 370 | 55 | 112 | 25 | 4 | 9 | 44 | 6 | .465 | 26 | 49 | .303 | |
| CARDBOARD BASEBALL RATINGS | | | | | | | | | | | | | |
| AVG | H | 2B | 3B | HR | RBI | SB | | | | | | | |
| .303 | 112 | 25 | 4 | 9 | 4 | 1 | | | | | | | |
| DEFENSE RATING | | | | | | | | | | | | | |
| 3B:   | | | | | | | | | | | | | |


| | | | | | | | | | | | | | | | | | | | | | | | | | | | | | | | | | | | | | | | | | | | | | | | | | | | | | | | | | | | | | | | | | | | | | | | | | | | | | | | | | | | | | | | | | | | | | | | | | | | | | | | | | |
|---|-----|-----|-----|----|-----|----|-----|----|------|----|-----|------|---|----|---|---|----|----|----|-----|----|-----|----|----|-----|-----|-----|-----|-----|----|---|----|-----|----|------|----|-----|------|-----|---|----|----|----|-----|----|------|-----|----|---|----|----|---|---|--|--|--|--|--|--|--|--|--|--|--|--|---|----|---|---|----|----|----|-----|----|-----|----|----|-----|-----|-----|----|----|----|---|----|----|---|------|----|-----|------|-----|---|----|----|----|-----|----|------|----|----|---|----|---|---|
| <div>337</div> <div>TOM PAGNOZZI</div> <div>C</div> <div>HT: 6'0" WT: 190 BATS: RIGHT THROWS: RIGHT BORN: 7-30-1962, Tucson, AZ</div> <div>1993 ST. LOUIS CARDINALS BATTING RECORD</div> <table><tr><td>G</td><td>AB</td><td>R</td><td>H</td><td>2B</td><td>3B</td><td>HR</td><td>RBI</td><td>SB</td><td>SLG</td><td>BB</td><td>SO</td><td>AVG</td></tr><tr><td>92</td><td>330</td><td>31</td><td>85</td><td>15</td><td>1</td><td>7</td><td>41</td><td>1</td><td>.373</td><td>19</td><td>30</td><td>.258</td></tr></table> <div>CARDBOARD BASEBALL RATINGS</div> <table><tr><td>AVG</td><td>H</td><td>2B</td><td>3B</td><td>HR</td><td>RBI</td><td>SB</td></tr><tr><td>.258</td><td>85</td><td>15</td><td>1</td><td>7</td><td>4</td><td>1</td></tr></table> <div>DEFENSE RATING</div> | | | | | | | | | | | | | G | AB | R | H | 2B | 3B | HR | RBI | SB | SLG | BB | SO | AVG | 92 | 330 | 31 | 85 | 15 | 1 | 7 | 41 | 1 | .373 | 19 | 30 | .258 | AVG | H | 2B | 3B | HR | RBI | SB | .258 | 85 | 15 | 1 | 7 | 4 | 1 | <div>341</div> <div>CRAIG PAQUETTE</div> <div>3B</div> <div>HT: 6'0" WT: 190 BATS: RIGHT THROWS: RIGHT BORN: 3-28-1969, Long Beach, CA</div> <div>1993 OAKLAND ATHLETICS BATTING RECORD</div> <table><tr><td>G</td><td>AB</td><td>R</td><td>H</td><td>2B</td><td>3B</td><td>HR</td><td>RBI</td><td>SB</td><td>SLG</td><td>BB</td><td>SO</td><td>AVG</td></tr><tr><td>105</td><td>393</td><td>35</td><td>86</td><td>20</td><td>4</td><td>12</td><td>46</td><td>4</td><td>.382</td><td>14</td><td>108</td><td>.219</td></tr></table> <div>CARDBOARD BASEBALL RATINGS</div> <table><tr><td>AVG</td><td>H</td><td>2B</td><td>3B</td><td>HR</td><td>RBI</td><td>SB</td></tr><tr><td>.219</td><td>86</td><td>20</td><td>4</td><td>12</td><td>4</td><td>1</td></tr></table> <div>DEFENSE RATING</div> <div>3B: </div> | | | | | | | | | | | | | G | AB | R | H | 2B | 3B | HR | RBI | SB | SLG | BB | SO | AVG | 105 | 393 | 35 | 86 | 20 | 4 | 12 | 46 | 4 | .382 | 14 | 108 | .219 | AVG | H | 2B | 3B | HR | RBI | SB | .219 | 86 | 20 | 4 | 12 | 4 | 1 |
| G | AB | R | H | 2B | 3B | HR | RBI | SB | SLG | BB | SO | AVG | | | | | | | | | | | | | | | | | | | | | | | | | | | | | | | | | | | | | | | | | | | | | | | | | | | | | | | | | | | | | | | | | | | | | | | | | | | | | | | | | | | | | | | | | | | | | |
| 92 | 330 | 31 | 85 | 15 | 1 | 7 | 41 | 1 | .373 | 19 | 30 | .258 | | | | | | | | | | | | | | | | | | | | | | | | | | | | | | | | | | | | | | | | | | | | | | | | | | | | | | | | | | | | | | | | | | | | | | | | | | | | | | | | | | | | | | | | | | | | | |
| AVG | H | 2B | 3B | HR | RBI | SB | | | | | | | | | | | | | | | | | | | | | | | | | | | | | | | | | | | | | | | | | | | | | | | | | | | | | | | | | | | | | | | | | | | | | | | | | | | | | | | | | | | | | | | | | | | | | | | | | | | |
| .258 | 85 | 15 | 1 | 7 | 4 | 1 | | | | | | | | | | | | | | | | | | | | | | | | | | | | | | | | | | | | | | | | | | | | | | | | | | | | | | | | | | | | | | | | | | | | | | | | | | | | | | | | | | | | | | | | | | | | | | | | | | | |
| G | AB | R | H | 2B | 3B | HR | RBI | SB | SLG | BB | SO | AVG | | | | | | | | | | | | | | | | | | | | | | | | | | | | | | | | | | | | | | | | | | | | | | | | | | | | | | | | | | | | | | | | | | | | | | | | | | | | | | | | | | | | | | | | | | | | | |
| 105 | 393 | 35 | 86 | 20 | 4 | 12 | 46 | 4 | .382 | 14 | 108 | .219 | | | | | | | | | | | | | | | | | | | | | | | | | | | | | | | | | | | | | | | | | | | | | | | | | | | | | | | | | | | | | | | | | | | | | | | | | | | | | | | | | | | | | | | | | | | | | |
| AVG | H | 2B | 3B | HR | RBI | SB | | | | | | | | | | | | | | | | | | | | | | | | | | | | | | | | | | | | | | | | | | | | | | | | | | | | | | | | | | | | | | | | | | | | | | | | | | | | | | | | | | | | | | | | | | | | | | | | | | | |
| .219 | 86 | 20 | 4 | 12 | 4 | 1 | | | | | | | | | | | | | | | | | | | | | | | | | | | | | | | | | | | | | | | | | | | | | | | | | | | | | | | | | | | | | | | | | | | | | | | | | | | | | | | | | | | | | | | | | | | | | | | | | | | |
| <div>338</div> <div>DEAN PALMER</div> <div>3B</div> <div>HT: 6'1" WT: 175 BATS: RIGHT THROWS: RIGHT BORN: 12-27-1968, Tallahassee, FL</div> <div>1993 TEXAS RANGERS BATTING RECORD</div> <table><tr><td>G</td><td>AB</td><td>R</td><td>H</td><td>2B</td><td>3B</td><td>HR</td><td>RBI</td><td>SB</td><td>SLG</td><td>BB</td><td>SO</td><td>AVG</td></tr><tr><td>148</td><td>519</td><td>88</td><td>127</td><td>31</td><td>2</td><td>33</td><td>96</td><td>11</td><td>.503</td><td>53</td><td>154</td><td>.245</td></tr></table> <div>CARDBOARD BASEBALL RATINGS</div> <table><tr><td>AVG</td><td>H</td><td>2B</td><td>3B</td><td>HR</td><td>RBI</td><td>SB</td></tr><tr><td>.245</td><td>127</td><td>31</td><td>2</td><td>33</td><td>9</td><td>1</td></tr></table> <div>DEFENSE RATING</div> <div>3B: </div> | | | | | | | | | | | | | G | AB | R | H | 2B | 3B | HR | RBI | SB | SLG | BB | SO | AVG | 148 | 519 | 88 | 127 | 31 | 2 | 33 | 96 | 11 | .503 | 53 | 154 | .245 | AVG | H | 2B | 3B | HR | RBI | SB | .245 | 127 | 31 | 2 | 33 | 9 | 1 | <div>342</div> <div>MARK PARENT</div> <div>C</div> <div>HT: 6'5" WT: 215 BATS: RIGHT THROWS: RIGHT BORN: 9-16-1961, Ashland, OR</div> <div>1993 BALTIMORE ORIOLES BATTING RECORD</div> <table><tr><td>G</td><td>AB</td><td>R</td><td>H</td><td>2B</td><td>3B</td><td>HR</td><td>RBI</td><td>SB</td><td>SLG</td><td>BB</td><td>SO</td><td>AVG</td></tr><tr><td>22</td><td>54</td><td>7</td><td>14</td><td>2</td><td>0</td><td>4</td><td>12</td><td>0</td><td>.519</td><td>3</td><td>14</td><td>.259</td></tr></table> <div>CARDBOARD BASEBALL RATINGS</div> <table><tr><td>AVG</td><td>H</td><td>2B</td><td>3B</td><td>HR</td><td>RBI</td><td>SB</td></tr><tr><td>.259</td><td>14</td><td>2</td><td>0</td><td>4</td><td>1</td><td>1</td></tr></table> <div>DEFENSE RATING</div> | | | | | | | | | | | | | G | AB | R | H | 2B | 3B | HR | RBI | SB | SLG | BB | SO | AVG | 22 | 54 | 7 | 14 | 2 | 0 | 4 | 12 | 0 | .519 | 3 | 14 | .259 | AVG | H | 2B | 3B | HR | RBI | SB | .259 | 14 | 2 | 0 | 4 | 1 | 1 |
| G | AB | R | H | 2B | 3B | HR | RBI | SB | SLG | BB | SO | AVG | | | | | | | | | | | | | | | | | | | | | | | | | | | | | | | | | | | | | | | | | | | | | | | | | | | | | | | | | | | | | | | | | | | | | | | | | | | | | | | | | | | | | | | | | | | | | |
| 148 | 519 | 88 | 127 | 31 | 2 | 33 | 96 | 11 | .503 | 53 | 154 | .245 | | | | | | | | | | | | | | | | | | | | | | | | | | | | | | | | | | | | | | | | | | | | | | | | | | | | | | | | | | | | | | | | | | | | | | | | | | | | | | | | | | | | | | | | | | | | | |
| AVG | H | 2B | 3B | HR | RBI | SB | | | | | | | | | | | | | | | | | | | | | | | | | | | | | | | | | | | | | | | | | | | | | | | | | | | | | | | | | | | | | | | | | | | | | | | | | | | | | | | | | | | | | | | | | | | | | | | | | | | |
| .245 | 127 | 31 | 2 | 33 | 9 | 1 | | | | | | | | | | | | | | | | | | | | | | | | | | | | | | | | | | | | | | | | | | | | | | | | | | | | | | | | | | | | | | | | | | | | | | | | | | | | | | | | | | | | | | | | | | | | | | | | | | | |
| G | AB | R | H | 2B | 3B | HR | RBI | SB | SLG | BB | SO | AVG | | | | | | | | | | | | | | | | | | | | | | | | | | | | | | | | | | | | | | | | | | | | | | | | | | | | | | | | | | | | | | | | | | | | | | | | | | | | | | | | | | | | | | | | | | | | | |
| 22 | 54 | 7 | 14 | 2 | 0 | 4 | 12 | 0 | .519 | 3 | 14 | .259 | | | | | | | | | | | | | | | | | | | | | | | | | | | | | | | | | | | | | | | | | | | | | | | | | | | | | | | | | | | | | | | | | | | | | | | | | | | | | | | | | | | | | | | | | | | | | |
| AVG | H | 2B | 3B | HR | RBI | SB | | | | | | | | | | | | | | | | | | | | | | | | | | | | | | | | | | | | | | | | | | | | | | | | | | | | | | | | | | | | | | | | | | | | | | | | | | | | | | | | | | | | | | | | | | | | | | | | | | | |
| .259 | 14 | 2 | 0 | 4 | 1 | 1 | | | | | | | | | | | | | | | | | | | | | | | | | | | | | | | | | | | | | | | | | | | | | | | | | | | | | | | | | | | | | | | | | | | | | | | | | | | | | | | | | | | | | | | | | | | | | | | | | | | |
| <div>339</div> <div>RAFAEL PALMEIRO</div> <div>1B</div> <div>HT: 6'0" WT: 180 BATS: LEFT THROWS: LEFT BORN: 9-24-1964, Havana, Cuba</div> <div>1993 TEXAS RANGERS BATTING RECORD</div> <table><tr><td>G</td><td>AB</td><td>R</td><td>H</td><td>2B</td><td>3B</td><td>HR</td><td>RBI</td><td>SB</td><td>SLG</td><td>BB</td><td>SO</td><td>AVG</td></tr><tr><td>160</td><td>597</td><td>124</td><td>176</td><td>40</td><td>2</td><td>37</td><td>105</td><td>22</td><td>.554</td><td>73</td><td>85</td><td>.295</td></tr></table> <div>CARDBOARD BASEBALL RATINGS</div> <table><tr><td>AVG</td><td>H</td><td>2B</td><td>3B</td><td>HR</td><td>RBI</td><td>SB</td></tr><tr><td>.295</td><td>176</td><td>40</td><td>2</td><td>37</td><td>10</td><td>2</td></tr></table> <div>DEFENSE RATING</div> <div>1B: </div> | | | | | | | | | | | | | G | AB | R | H | 2B | 3B | HR | RBI | SB | SLG | BB | SO | AVG | 160 | 597 | 124 | 176 | 40 | 2 | 37 | 105 | 22 | .554 | 73 | 85 | .295 | AVG | H | 2B | 3B | HR | RBI | SB | .295 | 176 | 40 | 2 | 37 | 10 | 2 | <div>343</div> <div>RICK PARKER</div> <div>OF</div> <div>HT: 6'0" WT: 185 BATS: RIGHT THROWS: RIGHT BORN: 3-20-1963, Kansas City, MO</div> <div>1993 HOUSTON ASTROS BATTING RECORD</div> <table><tr><td>G</td><td>AB</td><td>R</td><td>H</td><td>2B</td><td>3B</td><td>HR</td><td>RBI</td><td>SB</td><td>SLG</td><td>BB</td><td>SO</td><td>AVG</td></tr><tr><td>45</td><td>45</td><td>11</td><td>15</td><td>3</td><td>0</td><td>0</td><td>4</td><td>1</td><td>.400</td><td>3</td><td>8</td><td>.333</td></tr></table> <div>CARDBOARD BASEBALL RATINGS</div> <table><tr><td>AVG</td><td>H</td><td>2B</td><td>3B</td><td>HR</td><td>RBI</td><td>SB</td></tr><tr><td>.333</td><td>15</td><td>3</td><td>0</td><td>0</td><td>0</td><td>1</td></tr></table> <div>DEFENSE RATING</div> <div>OF: </div> | | | | | | | | | | | | | G | AB | R | H | 2B | 3B | HR | RBI | SB | SLG | BB | SO | AVG | 45 | 45 | 11 | 15 | 3 | 0 | 0 | 4 | 1 | .400 | 3 | 8 | .333 | AVG | H | 2B | 3B | HR | RBI | SB | .333 | 15 | 3 | 0 | 0 | 0 | 1 |
| G | AB | R | H | 2B | 3B | HR | RBI | SB | SLG | BB | SO | AVG | | | | | | | | | | | | | | | | | | | | | | | | | | | | | | | | | | | | | | | | | | | | | | | | | | | | | | | | | | | | | | | | | | | | | | | | | | | | | | | | | | | | | | | | | | | | | |
| 160 | 597 | 124 | 176 | 40 | 2 | 37 | 105 | 22 | .554 | 73 | 85 | .295 | | | | | | | | | | | | | | | | | | | | | | | | | | | | | | | | | | | | | | | | | | | | | | | | | | | | | | | | | | | | | | | | | | | | | | | | | | | | | | | | | | | | | | | | | | | | | |
| AVG | H | 2B | 3B | HR | RBI | SB | | | | | | | | | | | | | | | | | | | | | | | | | | | | | | | | | | | | | | | | | | | | | | | | | | | | | | | | | | | | | | | | | | | | | | | | | | | | | | | | | | | | | | | | | | | | | | | | | | | |
| .295 | 176 | 40 | 2 | 37 | 10 | 2 | | | | | | | | | | | | | | | | | | | | | | | | | | | | | | | | | | | | | | | | | | | | | | | | | | | | | | | | | | | | | | | | | | | | | | | | | | | | | | | | | | | | | | | | | | | | | | | | | | | |
| G | AB | R | H | 2B | 3B | HR | RBI | SB | SLG | BB | SO | AVG | | | | | | | | | | | | | | | | | | | | | | | | | | | | | | | | | | | | | | | | | | | | | | | | | | | | | | | | | | | | | | | | | | | | | | | | | | | | | | | | | | | | | | | | | | | | | |
| 45 | 45 | 11 | 15 | 3 | 0 | 0 | 4 | 1 | .400 | 3 | 8 | .333 | | | | | | | | | | | | | | | | | | | | | | | | | | | | | | | | | | | | | | | | | | | | | | | | | | | | | | | | | | | | | | | | | | | | | | | | | | | | | | | | | | | | | | | | | | | | | |
| AVG | H | 2B | 3B | HR | RBI | SB | | | | | | | | | | | | | | | | | | | | | | | | | | | | | | | | | | | | | | | | | | | | | | | | | | | | | | | | | | | | | | | | | | | | | | | | | | | | | | | | | | | | | | | | | | | | | | | | | | | |
| .333 | 15 | 3 | 0 | 0 | 0 | 1 | | | | | | | | | | | | | | | | | | | | | | | | | | | | | | | | | | | | | | | | | | | | | | | | | | | | | | | | | | | | | | | | | | | | | | | | | | | | | | | | | | | | | | | | | | | | | | | | | | | |
| <div>340</div> <div>ERIK PAPPAS</div> <div>C-OF</div> <div>HT: 6'0" WT: 190 BATS: RIGHT THROWS: RIGHT BORN: 4-25-1966, Chicago, IL</div> <div>1993 ST. LOUIS CARDINALS BATTING RECORD</div> <table><tr><td>G</td><td>AB</td><td>R</td><td>H</td><td>2B</td><td>3B</td><td>HR</td><td>RBI</td><td>SB</td><td>SLG</td><td>BB</td><td>SO</td><td>AVG</td></tr><tr><td>82</td><td>228</td><td>25</td><td>63</td><td>12</td><td>0</td><td>1</td><td>28</td><td>1</td><td>.342</td><td>35</td><td>35</td><td>.276</td></tr></table> <div>CARDBOARD BASEBALL RATINGS</div> <table><tr><td>AVG</td><td>H</td><td>2B</td><td>3B</td><td>HR</td><td>RBI</td><td>SB</td></tr><tr><td>.276</td><td>63</td><td>12</td><td>0</td><td>1</td><td>2</td><td>1</td></tr></table> <div>DEFENSE RATING</div> <div>OF: </div> | | | | | | | | | | | | | G | AB | R | H | 2B | 3B | HR | RBI | SB | SLG | BB | SO | AVG | 82 | 228 | 25 | 63 | 12 | 0 | 1 | 28 | 1 | .342 | 35 | 35 | .276 | AVG | H | 2B | 3B | HR | RBI | SB | .276 | 63 | 12 | 0 | 1 | 2 | 1 | <div>344</div> <div>DAN PASQUA</div> <div>OF-1B</div> <div>HT: 6'0" WT: 203 BATS: LEFT THROWS: LEFT BORN: 10-17-1961, Yonkers, NY</div> <div>1993 CHICAGO WHITE SOX BATTING RECORD</div> <table><tr><td>G</td><td>AB</td><td>R</td><td>H</td><td>2B</td><td>3B</td><td>HR</td><td>RBI</td><td>SB</td><td>SLG</td><td>BB</td><td>SO</td><td>AVG</td></tr><tr><td>78</td><td>176</td><td>22</td><td>36</td><td>10</td><td>1</td><td>5</td><td>20</td><td>2</td><td>.358</td><td>26</td><td>51</td><td>.205</td></tr></table> <div>CARDBOARD BASEBALL RATINGS</div> <table><tr><td>AVG</td><td>H</td><td>2B</td><td>3B</td><td>HR</td><td>RBI</td><td>SB</td></tr><tr><td>.205</td><td>36</td><td>10</td><td>1</td><td>5</td><td>2</td><td>1</td></tr></table> <div>DEFENSE RATING</div> <div>OF:  1B: </div> | | | | | | | | | | | | | G | AB | R | H | 2B | 3B | HR | RBI | SB | SLG | BB | SO | AVG | 78 | 176 | 22 | 36 | 10 | 1 | 5 | 20 | 2 | .358 | 26 | 51 | .205 | AVG | H | 2B | 3B | HR | RBI | SB | .205 | 36 | 10 | 1 | 5 | 2 | 1 |
| G | AB | R | H | 2B | 3B | HR | RBI | SB | SLG | BB | SO | AVG | | | | | | | | | | | | | | | | | | | | | | | | | | | | | | | | | | | | | | | | | | | | | | | | | | | | | | | | | | | | | | | | | | | | | | | | | | | | | | | | | | | | | | | | | | | | | |
| 82 | 228 | 25 | 63 | 12 | 0 | 1 | 28 | 1 | .342 | 35 | 35 | .276 | | | | | | | | | | | | | | | | | | | | | | | | | | | | | | | | | | | | | | | | | | | | | | | | | | | | | | | | | | | | | | | | | | | | | | | | | | | | | | | | | | | | | | | | | | | | | |
| AVG | H | 2B | 3B | HR | RBI | SB | | | | | | | | | | | | | | | | | | | | | | | | | | | | | | | | | | | | | | | | | | | | | | | | | | | | | | | | | | | | | | | | | | | | | | | | | | | | | | | | | | | | | | | | | | | | | | | | | | | |
| .276 | 63 | 12 | 0 | 1 | 2 | 1 | | | | | | | | | | | | | | | | | | | | | | | | | | | | | | | | | | | | | | | | | | | | | | | | | | | | | | | | | | | | | | | | | | | | | | | | | | | | | | | | | | | | | | | | | | | | | | | | | | | |
| G | AB | R | H | 2B | 3B | HR | RBI | SB | SLG | BB | SO | AVG | | | | | | | | | | | | | | | | | | | | | | | | | | | | | | | | | | | | | | | | | | | | | | | | | | | | | | | | | | | | | | | | | | | | | | | | | | | | | | | | | | | | | | | | | | | | | |
| 78 | 176 | 22 | 36 | 10 | 1 | 5 | 20 | 2 | .358 | 26 | 51 | .205 | | | | | | | | | | | | | | | | | | | | | | | | | | | | | | | | | | | | | | | | | | | | | | | | | | | | | | | | | | | | | | | | | | | | | | | | | | | | | | | | | | | | | | | | | | | | | |
| AVG | H | 2B | 3B | HR | RBI | SB | | | | | | | | | | | | | | | | | | | | | | | | | | | | | | | | | | | | | | | | | | | | | | | | | | | | | | | | | | | | | | | | | | | | | | | | | | | | | | | | | | | | | | | | | | | | | | | | | | | |
| .205 | 36 | 10 | 1 | 5 | 2 | 1 | | | | | | | | | | | | | | | | | | | | | | | | | | | | | | | | | | | | | | | | | | | | | | | | | | | | | | | | | | | | | | | | | | | | | | | | | | | | | | | | | | | | | | | | | | | | | | | | | | | |

| | | | | | | | | | | | | | | | | | | | | | | | | | | | | | | | | | | | | | | | | | | | | | | | | | | | | | | | | | | | | | | | | | | | | | | | | | | | | | | | | | |
|---|-----|----|-----|----|-----|----|-----|-----|------|-----|----|------|-----|-----|-----|----|----|----|---|---|----|----|------|----|----|------|-----|---|----|----|----|-----|----|------|----|----|---|---|---|---|--|---|----|---|---|----|----|----|-----|----|-----|----|----|-----|-----|-----|----|-----|----|---|----|----|---|------|----|----|------|-----|---|----|----|----|-----|----|------|-----|----|---|----|---|---|
| <div>345</div> <div>BILL PECOTA</div> <div>3B</div> <div>HT: 6'2" WT: 195 BATS: RIGHT THROWS: RIGHT BORN: 2-16-1960, Redwood City, CA</div> <div>1993 ATLANTA BRAVES BATTING RECORD</div> <table><tr><td>G</td><td>AB</td><td>R</td><td>H</td><td>2B</td><td>3B</td><td>HR</td><td>RBI</td><td>SB</td><td>SLG</td><td>BB</td><td>SO</td><td>AVG</td></tr><tr><td>72</td><td>62</td><td>17</td><td>20</td><td>2</td><td>1</td><td>0</td><td>5</td><td>1</td><td>.387</td><td>2</td><td>5</td><td>.323</td></tr></table> <div>CARDBOARD BASEBALL RATINGS</div> <table><tr><td>AVG</td><td>H</td><td>2B</td><td>3B</td><td>HR</td><td>RBI</td><td>SB</td></tr><tr><td>.323</td><td>20</td><td>2</td><td>1</td><td>0</td><td>0</td><td>1</td></tr></table> <div>DEFENSE RATING</div> <div>3B:  </div> | G | AB | R | H | 2B | 3B | HR | RBI | SB | SLG | BB | SO | AVG | 72 | 62 | 17 | 20 | 2 | 1 | 0 | 5 | 1 | .387 | 2 | 5 | .323 | AVG | H | 2B | 3B | HR | RBI | SB | .323 | 20 | 2 | 1 | 0 | 0 | 1 | <div>349</div> <div>TERRY PENDLETON</div> <div>3B</div> <div>HT: 5'9" WT: 178 BATS: BOTH THROWS: RIGHT BORN: 7-16-1960, Los Angeles, CA</div> <div>1993 ATLANTA BRAVES BATTING RECORD</div> <table><tr><td>G</td><td>AB</td><td>R</td><td>H</td><td>2B</td><td>3B</td><td>HR</td><td>RBI</td><td>SB</td><td>SLG</td><td>BB</td><td>SO</td><td>AVG</td></tr><tr><td>161</td><td>633</td><td>81</td><td>172</td><td>33</td><td>1</td><td>17</td><td>84</td><td>5</td><td>.408</td><td>36</td><td>97</td><td>.272</td></tr></table> <div>CARDBOARD BASEBALL RATINGS</div> <table><tr><td>AVG</td><td>H</td><td>2B</td><td>3B</td><td>HR</td><td>RBI</td><td>SB</td></tr><tr><td>.272</td><td>172</td><td>33</td><td>1</td><td>17</td><td>8</td><td>1</td></tr></table> <div>DEFENSE RATING</div> <div>3B:  </div> | G | AB | R | H | 2B | 3B | HR | RBI | SB | SLG | BB | SO | AVG | 161 | 633 | 81 | 172 | 33 | 1 | 17 | 84 | 5 | .408 | 36 | 97 | .272 | AVG | H | 2B | 3B | HR | RBI | SB | .272 | 172 | 33 | 1 | 17 | 8 | 1 |
| G | AB | R | H | 2B | 3B | HR | RBI | SB | SLG | BB | SO | AVG | | | | | | | | | | | | | | | | | | | | | | | | | | | | | | | | | | | | | | | | | | | | | | | | | | | | | | | | | | | | | | | | | | | | | |
| 72 | 62 | 17 | 20 | 2 | 1 | 0 | 5 | 1 | .387 | 2 | 5 | .323 | | | | | | | | | | | | | | | | | | | | | | | | | | | | | | | | | | | | | | | | | | | | | | | | | | | | | | | | | | | | | | | | | | | | | |
| AVG | H | 2B | 3B | HR | RBI | SB | | | | | | | | | | | | | | | | | | | | | | | | | | | | | | | | | | | | | | | | | | | | | | | | | | | | | | | | | | | | | | | | | | | | | | | | | | | |
| .323 | 20 | 2 | 1 | 0 | 0 | 1 | | | | | | | | | | | | | | | | | | | | | | | | | | | | | | | | | | | | | | | | | | | | | | | | | | | | | | | | | | | | | | | | | | | | | | | | | | | |
| G | AB | R | H | 2B | 3B | HR | RBI | SB | SLG | BB | SO | AVG | | | | | | | | | | | | | | | | | | | | | | | | | | | | | | | | | | | | | | | | | | | | | | | | | | | | | | | | | | | | | | | | | | | | | |
| 161 | 633 | 81 | 172 | 33 | 1 | 17 | 84 | 5 | .408 | 36 | 97 | .272 | | | | | | | | | | | | | | | | | | | | | | | | | | | | | | | | | | | | | | | | | | | | | | | | | | | | | | | | | | | | | | | | | | | | | |
| AVG | H | 2B | 3B | HR | RBI | SB | | | | | | | | | | | | | | | | | | | | | | | | | | | | | | | | | | | | | | | | | | | | | | | | | | | | | | | | | | | | | | | | | | | | | | | | | | | |
| .272 | 172 | 33 | 1 | 17 | 8 | 1 | | | | | | | | | | | | | | | | | | | | | | | | | | | | | | | | | | | | | | | | | | | | | | | | | | | | | | | | | | | | | | | | | | | | | | | | | | | |
| <div>346</div> <div>DAN PELTIER</div> <div>OF-1B</div> <div>HT: 6'1" WT: 200 BATS: LEFT THROWS: LEFT BORN: 6-30-1968, Clifton Park, NY</div> <div>1993 TEXAS RANGERS BATTING RECORD</div> <table><tr><td>G</td><td>AB</td><td>R</td><td>H</td><td>2B</td><td>3B</td><td>HR</td><td>RBI</td><td>SB</td><td>SLG</td><td>BB</td><td>SO</td><td>AVG</td></tr><tr><td>65</td><td>160</td><td>23</td><td>43</td><td>7</td><td>1</td><td>1</td><td>17</td><td>0</td><td>.344</td><td>20</td><td>27</td><td>.269</td></tr></table> <div>CARDBOARD BASEBALL RATINGS</div> <table><tr><td>AVG</td><td>H</td><td>2B</td><td>3B</td><td>HR</td><td>RBI</td><td>SB</td></tr><tr><td>.269</td><td>43</td><td>7</td><td>1</td><td>1</td><td>1</td><td>1</td></tr></table> <div>DEFENSE RATING</div> <div>OF:  1B: </div> | G | AB | R | H | 2B | 3B | HR | RBI | SB | SLG | BB | SO | AVG | 65 | 160 | 23 | 43 | 7 | 1 | 1 | 17 | 0 | .344 | 20 | 27 | .269 | AVG | H | 2B | 3B | HR | RBI | SB | .269 | 43 | 7 | 1 | 1 | 1 | 1 | <div>350</div> <div>WILL PENNYFEATHER</div> <div>OF</div> <div>HT: 6'2" WT: 195 BATS: RIGHT THROWS: RIGHT BORN: 5-25-1968, Perth Amboy, NJ</div> <div>1993 PITTSBURGH PIRATES BATTING RECORD</div> <table><tr><td>G</td><td>AB</td><td>R</td><td>H</td><td>2B</td><td>3B</td><td>HR</td><td>RBI</td><td>SB</td><td>SLG</td><td>BB</td><td>SO</td><td>AVG</td></tr><tr><td>21</td><td>34</td><td>4</td><td>7</td><td>1</td><td>0</td><td>0</td><td>2</td><td>0</td><td>.235</td><td>0</td><td>6</td><td>.206</td></tr></table> <div>CARDBOARD BASEBALL RATINGS</div> <table><tr><td>AVG</td><td>H</td><td>2B</td><td>3B</td><td>HR</td><td>RBI</td><td>SB</td></tr><tr><td>.206</td><td>7</td><td>1</td><td>0</td><td>0</td><td>0</td><td>1</td></tr></table> <div>DEFENSE RATING</div> <div>OF:   </div> | G | AB | R | H | 2B | 3B | HR | RBI | SB | SLG | BB | SO | AVG | 21 | 34 | 4 | 7 | 1 | 0 | 0 | 2 | 0 | .235 | 0 | 6 | .206 | AVG | H | 2B | 3B | HR | RBI | SB | .206 | 7 | 1 | 0 | 0 | 0 | 1 |
| G | AB | R | H | 2B | 3B | HR | RBI | SB | SLG | BB | SO | AVG | | | | | | | | | | | | | | | | | | | | | | | | | | | | | | | | | | | | | | | | | | | | | | | | | | | | | | | | | | | | | | | | | | | | | |
| 65 | 160 | 23 | 43 | 7 | 1 | 1 | 17 | 0 | .344 | 20 | 27 | .269 | | | | | | | | | | | | | | | | | | | | | | | | | | | | | | | | | | | | | | | | | | | | | | | | | | | | | | | | | | | | | | | | | | | | | |
| AVG | H | 2B | 3B | HR | RBI | SB | | | | | | | | | | | | | | | | | | | | | | | | | | | | | | | | | | | | | | | | | | | | | | | | | | | | | | | | | | | | | | | | | | | | | | | | | | | |
| .269 | 43 | 7 | 1 | 1 | 1 | 1 | | | | | | | | | | | | | | | | | | | | | | | | | | | | | | | | | | | | | | | | | | | | | | | | | | | | | | | | | | | | | | | | | | | | | | | | | | | |
| G | AB | R | H | 2B | 3B | HR | RBI | SB | SLG | BB | SO | AVG | | | | | | | | | | | | | | | | | | | | | | | | | | | | | | | | | | | | | | | | | | | | | | | | | | | | | | | | | | | | | | | | | | | | | |
| 21 | 34 | 4 | 7 | 1 | 0 | 0 | 2 | 0 | .235 | 0 | 6 | .206 | | | | | | | | | | | | | | | | | | | | | | | | | | | | | | | | | | | | | | | | | | | | | | | | | | | | | | | | | | | | | | | | | | | | | |
| AVG | H | 2B | 3B | HR | RBI | SB | | | | | | | | | | | | | | | | | | | | | | | | | | | | | | | | | | | | | | | | | | | | | | | | | | | | | | | | | | | | | | | | | | | | | | | | | | | |
| .206 | 7 | 1 | 0 | 0 | 0 | 1 | | | | | | | | | | | | | | | | | | | | | | | | | | | | | | | | | | | | | | | | | | | | | | | | | | | | | | | | | | | | | | | | | | | | | | | | | | | |
| <div>347</div> <div>GERONIMO PENA</div> <div>2B</div> <div>HT: 6'1" WT: 170 BATS: BOTH THROWS: RIGHT BORN: 3-29-1967, Distrito Nacional, D.R.</div> <div>1993 ST. LOUIS CARDINALS BATTING RECORD</div> <table><tr><td>G</td><td>AB</td><td>R</td><td>H</td><td>2B</td><td>3B</td><td>HR</td><td>RBI</td><td>SB</td><td>SLG</td><td>BB</td><td>SO</td><td>AVG</td></tr><tr><td>74</td><td>254</td><td>34</td><td>65</td><td>19</td><td>2</td><td>5</td><td>30</td><td>13</td><td>.406</td><td>25</td><td>71</td><td>.256</td></tr></table> <div>CARDBOARD BASEBALL RATINGS</div> <table><tr><td>AVG</td><td>H</td><td>2B</td><td>3B</td><td>HR</td><td>RBI</td><td>SB</td></tr><tr><td>.256</td><td>65</td><td>19</td><td>2</td><td>5</td><td>3</td><td>1</td></tr></table> <div>DEFENSE RATING</div> <div>2B:   </div> | G | AB | R | H | 2B | 3B | HR | RBI | SB | SLG | BB | SO | AVG | 74 | 254 | 34 | 65 | 19 | 2 | 5 | 30 | 13 | .406 | 25 | 71 | .256 | AVG | H | 2B | 3B | HR | RBI | SB | .256 | 65 | 19 | 2 | 5 | 3 | 1 | <div>351</div> <div>EDUARDO PEREZ</div> <div>3B</div> <div>HT: 6'4" WT: 215 BATS: RIGHT THROWS: RIGHT BORN: 9-11-1969, Cincinnati, OH</div> <div>1993 CALIFORNIA ANGELS BATTING RECORD</div> <table><tr><td>G</td><td>AB</td><td>R</td><td>H</td><td>2B</td><td>3B</td><td>HR</td><td>RBI</td><td>SB</td><td>SLG</td><td>BB</td><td>SO</td><td>AVG</td></tr><tr><td>52</td><td>180</td><td>16</td><td>45</td><td>6</td><td>2</td><td>4</td><td>30</td><td>5</td><td>.372</td><td>9</td><td>39</td><td>.250</td></tr></table> <div>CARDBOARD BASEBALL RATINGS</div> <table><tr><td>AVG</td><td>H</td><td>2B</td><td>3B</td><td>HR</td><td>RBI</td><td>SB</td></tr><tr><td>.250</td><td>45</td><td>6</td><td>2</td><td>4</td><td>3</td><td>1</td></tr></table> <div>DEFENSE RATING</div> <div>3B:  </div> | G | AB | R | H | 2B | 3B | HR | RBI | SB | SLG | BB | SO | AVG | 52 | 180 | 16 | 45 | 6 | 2 | 4 | 30 | 5 | .372 | 9 | 39 | .250 | AVG | H | 2B | 3B | HR | RBI | SB | .250 | 45 | 6 | 2 | 4 | 3 | 1 |
| G | AB | R | H | 2B | 3B | HR | RBI | SB | SLG | BB | SO | AVG | | | | | | | | | | | | | | | | | | | | | | | | | | | | | | | | | | | | | | | | | | | | | | | | | | | | | | | | | | | | | | | | | | | | | |
| 74 | 254 | 34 | 65 | 19 | 2 | 5 | 30 | 13 | .406 | 25 | 71 | .256 | | | | | | | | | | | | | | | | | | | | | | | | | | | | | | | | | | | | | | | | | | | | | | | | | | | | | | | | | | | | | | | | | | | | | |
| AVG | H | 2B | 3B | HR | RBI | SB | | | | | | | | | | | | | | | | | | | | | | | | | | | | | | | | | | | | | | | | | | | | | | | | | | | | | | | | | | | | | | | | | | | | | | | | | | | |
| .256 | 65 | 19 | 2 | 5 | 3 | 1 | | | | | | | | | | | | | | | | | | | | | | | | | | | | | | | | | | | | | | | | | | | | | | | | | | | | | | | | | | | | | | | | | | | | | | | | | | | |
| G | AB | R | H | 2B | 3B | HR | RBI | SB | SLG | BB | SO | AVG | | | | | | | | | | | | | | | | | | | | | | | | | | | | | | | | | | | | | | | | | | | | | | | | | | | | | | | | | | | | | | | | | | | | | |
| 52 | 180 | 16 | 45 | 6 | 2 | 4 | 30 | 5 | .372 | 9 | 39 | .250 | | | | | | | | | | | | | | | | | | | | | | | | | | | | | | | | | | | | | | | | | | | | | | | | | | | | | | | | | | | | | | | | | | | | | |
| AVG | H | 2B | 3B | HR | RBI | SB | | | | | | | | | | | | | | | | | | | | | | | | | | | | | | | | | | | | | | | | | | | | | | | | | | | | | | | | | | | | | | | | | | | | | | | | | | | |
| .250 | 45 | 6 | 2 | 4 | 3 | 1 | | | | | | | | | | | | | | | | | | | | | | | | | | | | | | | | | | | | | | | | | | | | | | | | | | | | | | | | | | | | | | | | | | | | | | | | | | | |
| <div>348</div> <div>TONY PENA</div> <div>C</div> <div>HT: 6'0" WT: 175 BATS: RIGHT THROWS: RIGHT BORN: 6-4-1957, Monte Cristi, D.R.</div> <div>1993 BOSTON RED SOX BATTING RECORD</div> <table><tr><td>G</td><td>AB</td><td>R</td><td>H</td><td>2B</td><td>3B</td><td>HR</td><td>RBI</td><td>SB</td><td>SLG</td><td>BB</td><td>SO</td><td>AVG</td></tr><tr><td>126</td><td>304</td><td>20</td><td>55</td><td>11</td><td>0</td><td>4</td><td>19</td><td>1</td><td>.257</td><td>25</td><td>46</td><td>.181</td></tr></table> <div>CARDBOARD BASEBALL RATINGS</div> <table><tr><td>AVG</td><td>H</td><td>2B</td><td>3B</td><td>HR</td><td>RBI</td><td>SB</td></tr><tr><td>.181</td><td>55</td><td>11</td><td>0</td><td>4</td><td>1</td><td>1</td></tr></table> <div>DEFENSE RATING</div> | G | AB | R | H | 2B | 3B | HR | RBI | SB | SLG | BB | SO | AVG | 126 | 304 | 20 | 55 | 11 | 0 | 4 | 19 | 1 | .257 | 25 | 46 | .181 | AVG | H | 2B | 3B | HR | RBI | SB | .181 | 55 | 11 | 0 | 4 | 1 | 1 | <div>352</div> <div>GERALD PERRY</div> <div>1B</div> <div>HT: 5'11" WT: 180 BATS: LEFT THROWS: RIGHT BORN: 10-30-1960, Savannah, GA</div> <div>1993 ST. LOUIS CARDINALS BATTING RECORD</div> <table><tr><td>G</td><td>AB</td><td>R</td><td>H</td><td>2B</td><td>3B</td><td>HR</td><td>RBI</td><td>SB</td><td>SLG</td><td>BB</td><td>SO</td><td>AVG</td></tr><tr><td>96</td><td>98</td><td>21</td><td>33</td><td>5</td><td>0</td><td>4</td><td>16</td><td>1</td><td>.510</td><td>18</td><td>23</td><td>.337</td></tr></table> <div>CARDBOARD BASEBALL RATINGS</div> <table><tr><td>AVG</td><td>H</td><td>2B</td><td>3B</td><td>HR</td><td>RBI</td><td>SB</td></tr><tr><td>.337</td><td>33</td><td>5</td><td>0</td><td>4</td><td>1</td><td>1</td></tr></table> <div>DEFENSE RATING</div> <div>1B:   </div> | G | AB | R | H | 2B | 3B | HR | RBI | SB | SLG | BB | SO | AVG | 96 | 98 | 21 | 33 | 5 | 0 | 4 | 16 | 1 | .510 | 18 | 23 | .337 | AVG | H | 2B | 3B | HR | RBI | SB | .337 | 33 | 5 | 0 | 4 | 1 | 1 |
| G | AB | R | H | 2B | 3B | HR | RBI | SB | SLG | BB | SO | AVG | | | | | | | | | | | | | | | | | | | | | | | | | | | | | | | | | | | | | | | | | | | | | | | | | | | | | | | | | | | | | | | | | | | | | |
| 126 | 304 | 20 | 55 | 11 | 0 | 4 | 19 | 1 | .257 | 25 | 46 | .181 | | | | | | | | | | | | | | | | | | | | | | | | | | | | | | | | | | | | | | | | | | | | | | | | | | | | | | | | | | | | | | | | | | | | | |
| AVG | H | 2B | 3B | HR | RBI | SB | | | | | | | | | | | | | | | | | | | | | | | | | | | | | | | | | | | | | | | | | | | | | | | | | | | | | | | | | | | | | | | | | | | | | | | | | | | |
| .181 | 55 | 11 | 0 | 4 | 1 | 1 | | | | | | | | | | | | | | | | | | | | | | | | | | | | | | | | | | | | | | | | | | | | | | | | | | | | | | | | | | | | | | | | | | | | | | | | | | | |
| G | AB | R | H | 2B | 3B | HR | RBI | SB | SLG | BB | SO | AVG | | | | | | | | | | | | | | | | | | | | | | | | | | | | | | | | | | | | | | | | | | | | | | | | | | | | | | | | | | | | | | | | | | | | | |
| 96 | 98 | 21 | 33 | 5 | 0 | 4 | 16 | 1 | .510 | 18 | 23 | .337 | | | | | | | | | | | | | | | | | | | | | | | | | | | | | | | | | | | | | | | | | | | | | | | | | | | | | | | | | | | | | | | | | | | | | |
| AVG | H | 2B | 3B | HR | RBI | SB | | | | | | | | | | | | | | | | | | | | | | | | | | | | | | | | | | | | | | | | | | | | | | | | | | | | | | | | | | | | | | | | | | | | | | | | | | | |
| .337 | 33 | 5 | 0 | 4 | 1 | 1 | | | | | | | | | | | | | | | | | | | | | | | | | | | | | | | | | | | | | | | | | | | | | | | | | | | | | | | | | | | | | | | | | | | | | | | | | | | |

| | | | | | | | | | | | | | |
|--|--------------|----|----|----|----|----|-----|----|------|----|----|------|---|
| 353 | GENO PETRALI | | | | | | | | | | | | C |
| HT: 6'2" WT: 185 BATS: LEFT THROWS: RIGHT BORN: 9-25-1959, Sacramento, CA | | | | | | | | | | | | | |
| 1993 TEXAS RANGERS BATTING RECORD | | | | | | | | | | | | | |
| G | AB | R | H | 2B | 3B | HR | RBI | SB | SLG | BB | SO | AVG | |
| 59 | 133 | 16 | 32 | 5 | 0 | 1 | 13 | 2 | .301 | 22 | 17 | .241 | |
| CARDBOARD BASEBALL RATINGS | | | | | | | | | | | | | |
| AVG | H | | 2B | | 3B | | HR | | RBI | | SB | | |
| .241 | 32 | | 5 | | 0 | | 1 | | 1 | | 1 | | |
| DEFENSE RATING | | | | | | | | | | | | | |


| | | | | | | | | | | | | | |
|---|--------------|----|-----|----|----|----|-----|----|------|----|----|------|----|
| 357 | LUIS POLONIA | | | | | | | | | | | | OF |
| HT: 5'8" WT: 152 BATS: LEFT THROWS: LEFT BORN: 10-12-1963, Santiago, D.R. | | | | | | | | | | | | | |
| 1993 CALIFORNIA ANGELS BATTING RECORD | | | | | | | | | | | | | |
| G | AB | R | H | 2B | 3B | HR | RBI | SB | SLG | BB | SO | AVG | |
| 152 | 576 | 75 | 156 | 17 | 6 | 1 | 32 | 55 | .326 | 48 | 53 | .271 | |
| CARDBOARD BASEBALL RATINGS | | | | | | | | | | | | | |
| AVG | H | | 2B | | 3B | | HR | | RBI | | SB | | |
| .271 | 156 | | 17 | | 6 | | 1 | | 3 | | 6 | | |
| DEFENSE RATING | | | | | | | | | | | | | |
| OF:  | | | | | | | | | | | | | |

| | | | | | | | | | | | | | |
|---|---------------|-----|-----|----|----|----|-----|----|------|-----|-----|------|-------|
| 354 | TONY PHILLIPS | | | | | | | | | | | | OF-2B |
| HT: 5'9" WT: 155 BATS: BOTH THROWS: RIGHT BORN: 4-25-1959, Atlanta, GA | | | | | | | | | | | | | |
| 1993 DETROIT TIGERS BATTING RECORD | | | | | | | | | | | | | |
| G | AB | R | H | 2B | 3B | HR | RBI | SB | SLG | BB | SO | AVG | |
| 151 | 566 | 113 | 177 | 27 | 0 | 7 | 57 | 16 | .398 | 132 | 102 | .313 | |
| CARDBOARD BASEBALL RATINGS | | | | | | | | | | | | | |
| AVG | H | | 2B | | 3B | | HR | | RBI | | SB | | |
| .313 | 177 | | 27 | | 0 | | 7 | | 5 | | 2 | | |
| DEFENSE RATING | | | | | | | | | | | | | |
| OF:  2B:   | | | | | | | | | | | | | |














| | | | | | | | | | | | | | |
|---|------------|---|----|----|----|----|-----|----|------|----|----|------|----|
| 358 | SCOTT POSE | | | | | | | | | | | | OF |
| HT: 5'11" WT: 165 BATS: LEFT THROWS: RIGHT BORN: 2-11-1967, Davenport, IA | | | | | | | | | | | | | |
| 1993 FLORIDA MARLINS BATTING RECORD | | | | | | | | | | | | | |
| G | AB | R | H | 2B | 3B | HR | RBI | SB | SLG | BB | SO | AVG | |
| 15 | 41 | 0 | 8 | 2 | 0 | 0 | 3 | 0 | .244 | 2 | 4 | .195 | |
| CARDBOARD BASEBALL RATINGS | | | | | | | | | | | | | |
| AVG | H | | 2B | | 3B | | HR | | RBI | | SB | | |
| .195 | 8 | | 2 | | 0 | | 0 | | 0 | | 1 | | |
| DEFENSE RATING | | | | | | | | | | | | | |
| OF:  | | | | | | | | | | | | | |


























| | | | | | | | | | | | | | |
|--|-------------|----|-----|----|----|----|-----|----|------|----|----|------|---|
| 355 | MIKE PIAZZA | | | | | | | | | | | | C |
| HT: 6'3" WT: 200 BATS: RIGHT THROWS: RIGHT BORN: 9-4-1968, Norristown, PA | | | | | | | | | | | | | |
| 1993 LOS ANGELES DODGERS BATTING RECORD | | | | | | | | | | | | | |
| G | AB | R | H | 2B | 3B | HR | RBI | SB | SLG | BB | SO | AVG | |
| 149 | 547 | 81 | 174 | 24 | 2 | 35 | 112 | 3 | .561 | 46 | 86 | .318 | |
| CARDBOARD BASEBALL RATINGS | | | | | | | | | | | | | |
| AVG | H | | 2B | | 3B | | HR | | RBI | | SB | | |
| .318 | 174 | | 24 | | 2 | | 35 | | 11 | | 1 | | |
| DEFENSE RATING | | | | | | | | | | | | | |

| | | | | | | | | | | | | | |
|--|------------|---|----|----|----|----|-----|----|------|----|----|------|---|
| 359 | TODD PRATT | | | | | | | | | | | | C |
| HT: 6'3" WT: 195 BATS: RIGHT THROWS: RIGHT BORN: 2-9-1967, Bellevue, NE | | | | | | | | | | | | | |
| 1993 PHILADELPHIA PHILLIES BATTING RECORD | | | | | | | | | | | | | |
| G | AB | R | H | 2B | 3B | HR | RBI | SB | SLG | BB | SO | AVG | |
| 33 | 87 | 8 | 25 | 6 | 0 | 5 | 13 | 0 | .529 | 5 | 19 | .287 | |
| CARDBOARD BASEBALL RATINGS | | | | | | | | | | | | | |
| AVG | H | | 2B | | 3B | | HR | | RBI | | SB | | |
| .287 | 25 | | 6 | | 0 | | 5 | | 1 | | 1 | | |
| DEFENSE RATING | | | | | | | | | | | | | |

| | | | | | | | | | | | | | |
|---|---------------|----|-----|----|----|----|-----|----|------|----|-----|------|----|
| 356 | PHIL PLANTIER | | | | | | | | | | | | OF |
| HT: 6'0" WT: 175 BATS: LEFT THROWS: RIGHT BORN: 1-27-1969, Manchester, NH | | | | | | | | | | | | | |
| 1993 SAN DIEGO PADRES BATTING RECORD | | | | | | | | | | | | | |
| G | AB | R | H | 2B | 3B | HR | RBI | SB | SLG | BB | SO | AVG | |
| 138 | 462 | 67 | 111 | 20 | 1 | 34 | 100 | 4 | .509 | 61 | 124 | .240 | |
| CARDBOARD BASEBALL RATINGS | | | | | | | | | | | | | |
| AVG | H | | 2B | | 3B | | HR | | RBI | | SB | | |
| .240 | 111 | | 20 | | 1 | | 34 | | 10 | | 1 | | |
| DEFENSE RATING | | | | | | | | | | | | | |
| OF:  | | | | | | | | | | | | | |

| | | | | | | | | | | | | | |
|--|------------|----|----|----|----|----|-----|----|------|----|----|------|---|
| 360 | TOM PRINCE | | | | | | | | | | | | C |
| HT: 5'11" WT: 185 BATS: RIGHT THROWS: RIGHT BORN: 8-13-1964, Kankakee, IL | | | | | | | | | | | | | |
| 1993 PITTSBURGH PIRATES BATTING RECORD | | | | | | | | | | | | | |
| G | AB | R | H | 2B | 3B | HR | RBI | SB | SLG | BB | SO | AVG | |
| 66 | 179 | 14 | 35 | 14 | 0 | 2 | 24 | 1 | .307 | 13 | 38 | .196 | |
| CARDBOARD BASEBALL RATINGS | | | | | | | | | | | | | |
| AVG | H | | 2B | | 3B | | HR | | RBI | | SB | | |
| .196 | 35 | | 14 | | 0 | | 2 | | 2 | | 1 | | |
| DEFENSE RATING | | | | | | | | | | | | | |

| | | | | | | | | | | | | | | | | | | | | | | | | | | | | | | | | | | | | | | | | | | | | | | | |
|-----|-----------------|----------|--|--|---|----|---|---|----|----|----|-----|----|-----|----|----|-----|-----|-----|----|-----|----|---|----|----|----|------|----|----|------|----------------------------|-----|---|----|----|----|-----|----|------|-----|----|---|----|---|---|----------------|--|
| 361 | KIRBY PUCKETT | OF | HT: 5'8" WT: 178 BATS: RIGHT THROWS: RIGHT BORN: 3-14-1960, Chicago, IL | 1993 MINNESOTA TWINS BATTING RECORD | G | AB | R | H | 2B | 3B | HR | RBI | SB | SLG | BB | SO | AVG | 156 | 622 | 89 | 184 | 39 | 3 | 22 | 89 | 8 | .474 | 47 | 93 | .296 | CARDBOARD BASEBALL RATINGS | AVG | H | 2B | 3B | HR | RBI | SB | .296 | 184 | 39 | 3 | 22 | 8 | 1 | DEFENSE RATING | OF:  |
| 365 | MANNY RAMIREZ | OF | HT: 6'0" WT: 200 BATS: RIGHT THROWS: RIGHT BORN: 5-30-1972, Santo Domingo, D.R. | 1993 CLEVELAND INDIANS BATTING RECORD | G | AB | R | H | 2B | 3B | HR | RBI | SB | SLG | BB | SO | AVG | 22 | 53 | 5 | 9 | 1 | 0 | 2 | 5 | 0 | .302 | 2 | 8 | .170 | CARDBOARD BASEBALL RATINGS | AVG | H | 2B | 3B | HR | RBI | SB | .170 | 9 | 1 | 0 | 2 | 0 | 1 | DEFENSE RATING | OF:  |
| 362 | HARVEY PULLIAM | OF | HT: 6'0" WT: 210 BATS: RIGHT THROWS: RIGHT BORN: 10-20-1967, San Francisco, CA | 1993 KANSAS CITY ROYALS BATTING RECORD | G | AB | R | H | 2B | 3B | HR | RBI | SB | SLG | BB | SO | AVG | 27 | 62 | 7 | 16 | 5 | 0 | 1 | 6 | 0 | .387 | 2 | 14 | .258 | CARDBOARD BASEBALL RATINGS | AVG | H | 2B | 3B | HR | RBI | SB | .258 | 16 | 5 | 0 | 1 | 0 | 1 | DEFENSE RATING | OF:  |
| 366 | RANDY READY | 2B-1B | HT: 5'11" WT: 180 BATS: RIGHT THROWS: RIGHT BORN: 1-8-1960, Fremont, CA | 1993 MONTREAL EXPOS BATTING RECORD | G | AB | R | H | 2B | 3B | HR | RBI | SB | SLG | BB | SO | AVG | 40 | 134 | 22 | 34 | 8 | 1 | 1 | 10 | 2 | .351 | 23 | 8 | .254 | CARDBOARD BASEBALL RATINGS | AVG | H | 2B | 3B | HR | RBI | SB | .254 | 34 | 8 | 1 | 1 | 1 | 1 | DEFENSE RATING | 2B:  1B:  |
| 363 | CARLOS QUINTANA | OF-1B | HT: 6'0" WT: 175 BATS: RIGHT THROWS: RIGHT BORN: 8-26-1965, Mamporal, Venezuela | 1993 BOSTON RED SOX BATTING RECORD | G | AB | R | H | 2B | 3B | HR | RBI | SB | SLG | BB | SO | AVG | 101 | 303 | 31 | 74 | 5 | 0 | 1 | 19 | 1 | .271 | 31 | 52 | .244 | CARDBOARD BASEBALL RATINGS | AVG | H | 2B | 3B | HR | RBI | SB | .244 | 74 | 5 | 0 | 1 | 1 | 1 | DEFENSE RATING | OF:  1B:  |
| 367 | JEFF REBOULET | SS-3B-2B | HT: 6'0" WT: 167 BATS: RIGHT THROWS: RIGHT BORN: 4-30-1964, Dayton, OH | 1993 MINNESOTA TWINS BATTING RECORD | G | AB | R | H | 2B | 3B | HR | RBI | SB | SLG | BB | SO | AVG | 109 | 240 | 33 | 62 | 8 | 0 | 1 | 15 | 5 | .304 | 35 | 37 | .258 | CARDBOARD BASEBALL RATINGS | AVG | H | 2B | 3B | HR | RBI | SB | .258 | 62 | 8 | 0 | 1 | 1 | 1 | DEFENSE RATING | SS:  3B:  2B:  |
| 364 | TIM RAINES | OF | HT: 5'8" WT: 160 BATS: BOTH THROWS: RIGHT BORN: 9-16-1959, Sanford, FL | 1993 CHICAGO WHITE SOX BATTING RECORD | G | AB | R | H | 2B | 3B | HR | RBI | SB | SLG | BB | SO | AVG | 115 | 415 | 75 | 127 | 16 | 4 | 16 | 54 | 21 | .480 | 64 | 35 | .306 | CARDBOARD BASEBALL RATINGS | AVG | H | 2B | 3B | HR | RBI | SB | .306 | 127 | 16 | 4 | 16 | 5 | 2 | DEFENSE RATING | OF:  |
| 368 | GARY REDUS | OF-1B | HT: 6'1" WT: 180 BATS: RIGHT THROWS: RIGHT BORN: 11-1-1956, Athens, AL | 1993 TEXAS RANGERS BATTING RECORD | G | AB | R | H | 2B | 3B | HR | RBI | SB | SLG | BB | SO | AVG | 77 | 222 | 28 | 64 | 12 | 4 | 6 | 31 | 4 | .459 | 23 | 35 | .288 | CARDBOARD BASEBALL RATINGS | AVG | H | 2B | 3B | HR | RBI | SB | .288 | 64 | 12 | 4 | 6 | 3 | 1 | DEFENSE RATING | OF:  1B:  |

| | | | | | | | | | | | | | | | | | | | | | | | | | | | | | | | | | | | | | | | | | | | | | | | | | | | | | | | | | | | | | | | | | | | | | | | | | | | | | | | | | | | | | | | | | | | | | | | | | | | | | | | | | |
|--|-----|----|-----|----|-----|----|-----|----|------|----|----|------|---|----|---|---|----|----|----|-----|----|-----|----|----|-----|-----|-----|----|-----|----|---|----|----|---|------|----|----|------|-----|---|----|----|----|-----|----|------|-----|----|---|----|---|---|--|--|--|--|--|--|--|--|--|--|--|--|--|---|----|---|---|----|----|----|-----|----|-----|----|----|-----|-----|-----|----|-----|----|---|---|----|----|------|----|----|------|-----|---|----|----|----|-----|----|------|-----|----|---|---|---|---|
| <div>369</div> <div>JEFF REED</div> <div>C</div> <div>HT: 6'2" WT: 190 BATS: LEFT THROWS: RIGHT BORN: 11-12-1962, Joliet, IL</div> <div>1993 SAN FRANCISCO GIANTS BATTING RECORD</div> <table><tr><td>G</td><td>AB</td><td>R</td><td>H</td><td>2B</td><td>3B</td><td>HR</td><td>RBI</td><td>SB</td><td>SLG</td><td>BB</td><td>SO</td><td>AVG</td></tr><tr><td>66</td><td>119</td><td>10</td><td>31</td><td>3</td><td>0</td><td>6</td><td>12</td><td>0</td><td>.437</td><td>16</td><td>22</td><td>.261</td></tr></table> <div>CARDBOARD BASEBALL RATINGS</div> <table><tr><td>AVG</td><td>H</td><td>2B</td><td>3B</td><td>HR</td><td>RBI</td><td>SB</td></tr><tr><td>.261</td><td>31</td><td>3</td><td>0</td><td>6</td><td>1</td><td>1</td></tr></table> <div>DEFENSE RATING</div> | | | | | | | | | | | | | G | AB | R | H | 2B | 3B | HR | RBI | SB | SLG | BB | SO | AVG | 66 | 119 | 10 | 31 | 3 | 0 | 6 | 12 | 0 | .437 | 16 | 22 | .261 | AVG | H | 2B | 3B | HR | RBI | SB | .261 | 31 | 3 | 0 | 6 | 1 | 1 | <div>373</div> <div>HAROLD REYNOLDS</div> <div>2B</div> <div>HT: 5'11" WT: 165 BATS: BOTH THROWS: RIGHT BORN: 11-26-1960, Eugene, OR</div> <div>1993 BALTIMORE ORIOLES BATTING RECORD</div> <table><tr><td>G</td><td>AB</td><td>R</td><td>H</td><td>2B</td><td>3B</td><td>HR</td><td>RBI</td><td>SB</td><td>SLG</td><td>BB</td><td>SO</td><td>AVG</td></tr><tr><td>145</td><td>485</td><td>64</td><td>122</td><td>20</td><td>4</td><td>4</td><td>47</td><td>12</td><td>.334</td><td>66</td><td>47</td><td>.252</td></tr></table> <div>CARDBOARD BASEBALL RATINGS</div> <table><tr><td>AVG</td><td>H</td><td>2B</td><td>3B</td><td>HR</td><td>RBI</td><td>SB</td></tr><tr><td>.252</td><td>122</td><td>20</td><td>4</td><td>4</td><td>4</td><td>1</td></tr></table> <div>DEFENSE RATING</div> <div>2B: </div> | | | | | | | | | | | | | G | AB | R | H | 2B | 3B | HR | RBI | SB | SLG | BB | SO | AVG | 145 | 485 | 64 | 122 | 20 | 4 | 4 | 47 | 12 | .334 | 66 | 47 | .252 | AVG | H | 2B | 3B | HR | RBI | SB | .252 | 122 | 20 | 4 | 4 | 4 | 1 |
| G | AB | R | H | 2B | 3B | HR | RBI | SB | SLG | BB | SO | AVG | | | | | | | | | | | | | | | | | | | | | | | | | | | | | | | | | | | | | | | | | | | | | | | | | | | | | | | | | | | | | | | | | | | | | | | | | | | | | | | | | | | | | | | | | | | | | |
| 66 | 119 | 10 | 31 | 3 | 0 | 6 | 12 | 0 | .437 | 16 | 22 | .261 | | | | | | | | | | | | | | | | | | | | | | | | | | | | | | | | | | | | | | | | | | | | | | | | | | | | | | | | | | | | | | | | | | | | | | | | | | | | | | | | | | | | | | | | | | | | | |
| AVG | H | 2B | 3B | HR | RBI | SB | | | | | | | | | | | | | | | | | | | | | | | | | | | | | | | | | | | | | | | | | | | | | | | | | | | | | | | | | | | | | | | | | | | | | | | | | | | | | | | | | | | | | | | | | | | | | | | | | | | |
| .261 | 31 | 3 | 0 | 6 | 1 | 1 | | | | | | | | | | | | | | | | | | | | | | | | | | | | | | | | | | | | | | | | | | | | | | | | | | | | | | | | | | | | | | | | | | | | | | | | | | | | | | | | | | | | | | | | | | | | | | | | | | | |
| G | AB | R | H | 2B | 3B | HR | RBI | SB | SLG | BB | SO | AVG | | | | | | | | | | | | | | | | | | | | | | | | | | | | | | | | | | | | | | | | | | | | | | | | | | | | | | | | | | | | | | | | | | | | | | | | | | | | | | | | | | | | | | | | | | | | | |
| 145 | 485 | 64 | 122 | 20 | 4 | 4 | 47 | 12 | .334 | 66 | 47 | .252 | | | | | | | | | | | | | | | | | | | | | | | | | | | | | | | | | | | | | | | | | | | | | | | | | | | | | | | | | | | | | | | | | | | | | | | | | | | | | | | | | | | | | | | | | | | | | |
| AVG | H | 2B | 3B | HR | RBI | SB | | | | | | | | | | | | | | | | | | | | | | | | | | | | | | | | | | | | | | | | | | | | | | | | | | | | | | | | | | | | | | | | | | | | | | | | | | | | | | | | | | | | | | | | | | | | | | | | | | | |
| .252 | 122 | 20 | 4 | 4 | 4 | 1 | | | | | | | | | | | | | | | | | | | | | | | | | | | | | | | | | | | | | | | | | | | | | | | | | | | | | | | | | | | | | | | | | | | | | | | | | | | | | | | | | | | | | | | | | | | | | | | | | | | |
| <div>370</div> <div>JODY REED</div> <div>2B</div> <div>HT: 5'9" WT: 170 BATS: RIGHT THROWS: RIGHT BORN: 7-26-1962, Tampa, FL</div> <div>1993 LOS ANGELES DODGERS BATTING RECORD</div> <table><tr><td>G</td><td>AB</td><td>R</td><td>H</td><td>2B</td><td>3B</td><td>HR</td><td>RBI</td><td>SB</td><td>SLG</td><td>BB</td><td>SO</td><td>AVG</td></tr><tr><td>132</td><td>445</td><td>48</td><td>123</td><td>21</td><td>2</td><td>2</td><td>31</td><td>1</td><td>.346</td><td>38</td><td>40</td><td>.276</td></tr></table> <div>CARDBOARD BASEBALL RATINGS</div> <table><tr><td>AVG</td><td>H</td><td>2B</td><td>3B</td><td>HR</td><td>RBI</td><td>SB</td></tr><tr><td>.276</td><td>123</td><td>21</td><td>2</td><td>2</td><td>3</td><td>1</td></tr></table> <div>DEFENSE RATING</div> <div>2B: </div> | | | | | | | | | | | | | G | AB | R | H | 2B | 3B | HR | RBI | SB | SLG | BB | SO | AVG | 132 | 445 | 48 | 123 | 21 | 2 | 2 | 31 | 1 | .346 | 38 | 40 | .276 | AVG | H | 2B | 3B | HR | RBI | SB | .276 | 123 | 21 | 2 | 2 | 3 | 1 | <div>374</div> <div>KARL RHODES</div> <div>OF</div> <div>HT: 6'0" WT: 175 BATS: LEFT THROWS: LEFT BORN: 8-21-1968, Cincinnati, OH</div> <div>1993 CHICAGO CUBS BATTING RECORD</div> <table><tr><td>G</td><td>AB</td><td>R</td><td>H</td><td>2B</td><td>3B</td><td>HR</td><td>RBI</td><td>SB</td><td>SLG</td><td>BB</td><td>SO</td><td>AVG</td></tr><tr><td>20</td><td>54</td><td>12</td><td>15</td><td>2</td><td>1</td><td>3</td><td>7</td><td>2</td><td>.519</td><td>11</td><td>9</td><td>.278</td></tr></table> <div>CARDBOARD BASEBALL RATINGS</div> <table><tr><td>AVG</td><td>H</td><td>2B</td><td>3B</td><td>HR</td><td>RBI</td><td>SB</td></tr><tr><td>.278</td><td>15</td><td>2</td><td>1</td><td>3</td><td>0</td><td>1</td></tr></table> <div>DEFENSE RATING</div> <div>OF: </div> | | | | | | | | | | | | | G | AB | R | H | 2B | 3B | HR | RBI | SB | SLG | BB | SO | AVG | 20 | 54 | 12 | 15 | 2 | 1 | 3 | 7 | 2 | .519 | 11 | 9 | .278 | AVG | H | 2B | 3B | HR | RBI | SB | .278 | 15 | 2 | 1 | 3 | 0 | 1 |
| G | AB | R | H | 2B | 3B | HR | RBI | SB | SLG | BB | SO | AVG | | | | | | | | | | | | | | | | | | | | | | | | | | | | | | | | | | | | | | | | | | | | | | | | | | | | | | | | | | | | | | | | | | | | | | | | | | | | | | | | | | | | | | | | | | | | | |
| 132 | 445 | 48 | 123 | 21 | 2 | 2 | 31 | 1 | .346 | 38 | 40 | .276 | | | | | | | | | | | | | | | | | | | | | | | | | | | | | | | | | | | | | | | | | | | | | | | | | | | | | | | | | | | | | | | | | | | | | | | | | | | | | | | | | | | | | | | | | | | | | |
| AVG | H | 2B | 3B | HR | RBI | SB | | | | | | | | | | | | | | | | | | | | | | | | | | | | | | | | | | | | | | | | | | | | | | | | | | | | | | | | | | | | | | | | | | | | | | | | | | | | | | | | | | | | | | | | | | | | | | | | | | | |
| .276 | 123 | 21 | 2 | 2 | 3 | 1 | | | | | | | | | | | | | | | | | | | | | | | | | | | | | | | | | | | | | | | | | | | | | | | | | | | | | | | | | | | | | | | | | | | | | | | | | | | | | | | | | | | | | | | | | | | | | | | | | | | |
| G | AB | R | H | 2B | 3B | HR | RBI | SB | SLG | BB | SO | AVG | | | | | | | | | | | | | | | | | | | | | | | | | | | | | | | | | | | | | | | | | | | | | | | | | | | | | | | | | | | | | | | | | | | | | | | | | | | | | | | | | | | | | | | | | | | | | |
| 20 | 54 | 12 | 15 | 2 | 1 | 3 | 7 | 2 | .519 | 11 | 9 | .278 | | | | | | | | | | | | | | | | | | | | | | | | | | | | | | | | | | | | | | | | | | | | | | | | | | | | | | | | | | | | | | | | | | | | | | | | | | | | | | | | | | | | | | | | | | | | | |
| AVG | H | 2B | 3B | HR | RBI | SB | | | | | | | | | | | | | | | | | | | | | | | | | | | | | | | | | | | | | | | | | | | | | | | | | | | | | | | | | | | | | | | | | | | | | | | | | | | | | | | | | | | | | | | | | | | | | | | | | | | |
| .278 | 15 | 2 | 1 | 3 | 0 | 1 | | | | | | | | | | | | | | | | | | | | | | | | | | | | | | | | | | | | | | | | | | | | | | | | | | | | | | | | | | | | | | | | | | | | | | | | | | | | | | | | | | | | | | | | | | | | | | | | | | | |
| <div>371</div> <div>KEVIN REIMER</div> <div>OF</div> <div>HT: 6'2" WT: 215 BATS: LEFT THROWS: RIGHT BORN: 6-28-1964, Macon, GA</div> <div>1993 MILWAUKEE BREWERS BATTING RECORD</div> <table><tr><td>G</td><td>AB</td><td>R</td><td>H</td><td>2B</td><td>3B</td><td>HR</td><td>RBI</td><td>SB</td><td>SLG</td><td>BB</td><td>SO</td><td>AVG</td></tr><tr><td>125</td><td>437</td><td>53</td><td>109</td><td>22</td><td>1</td><td>13</td><td>60</td><td>5</td><td>.394</td><td>30</td><td>72</td><td>.249</td></tr></table> <div>CARDBOARD BASEBALL RATINGS</div> <table><tr><td>AVG</td><td>H</td><td>2B</td><td>3B</td><td>HR</td><td>RBI</td><td>SB</td></tr><tr><td>.249</td><td>109</td><td>22</td><td>1</td><td>13</td><td>6</td><td>1</td></tr></table> <div>DEFENSE RATING</div> <div>OF: </div> | | | | | | | | | | | | | G | AB | R | H | 2B | 3B | HR | RBI | SB | SLG | BB | SO | AVG | 125 | 437 | 53 | 109 | 22 | 1 | 13 | 60 | 5 | .394 | 30 | 72 | .249 | AVG | H | 2B | 3B | HR | RBI | SB | .249 | 109 | 22 | 1 | 13 | 6 | 1 | <div>375</div> <div>ERNEST RILES</div> <div>2B-3B</div> <div>HT: 6'1" WT: 180 BATS: LEFT THROWS: RIGHT BORN: 10-2-1960, Cairo, GA</div> <div>1993 BOSTON RED SOX BATTING RECORD</div> <table><tr><td>G</td><td>AB</td><td>R</td><td>H</td><td>2B</td><td>3B</td><td>HR</td><td>RBI</td><td>SB</td><td>SLG</td><td>BB</td><td>SO</td><td>AVG</td></tr><tr><td>94</td><td>143</td><td>15</td><td>27</td><td>8</td><td>0</td><td>5</td><td>20</td><td>1</td><td>.350</td><td>20</td><td>40</td><td>.189</td></tr></table> <div>CARDBOARD BASEBALL RATINGS</div> <table><tr><td>AVG</td><td>H</td><td>2B</td><td>3B</td><td>HR</td><td>RBI</td><td>SB</td></tr><tr><td>.189</td><td>27</td><td>8</td><td>0</td><td>5</td><td>2</td><td>1</td></tr></table> <div>DEFENSE RATING</div> <div>2B:  3B: </div> | | | | | | | | | | | | | G | AB | R | H | 2B | 3B | HR | RBI | SB | SLG | BB | SO | AVG | 94 | 143 | 15 | 27 | 8 | 0 | 5 | 20 | 1 | .350 | 20 | 40 | .189 | AVG | H | 2B | 3B | HR | RBI | SB | .189 | 27 | 8 | 0 | 5 | 2 | 1 |
| G | AB | R | H | 2B | 3B | HR | RBI | SB | SLG | BB | SO | AVG | | | | | | | | | | | | | | | | | | | | | | | | | | | | | | | | | | | | | | | | | | | | | | | | | | | | | | | | | | | | | | | | | | | | | | | | | | | | | | | | | | | | | | | | | | | | | |
| 125 | 437 | 53 | 109 | 22 | 1 | 13 | 60 | 5 | .394 | 30 | 72 | .249 | | | | | | | | | | | | | | | | | | | | | | | | | | | | | | | | | | | | | | | | | | | | | | | | | | | | | | | | | | | | | | | | | | | | | | | | | | | | | | | | | | | | | | | | | | | | | |
| AVG | H | 2B | 3B | HR | RBI | SB | | | | | | | | | | | | | | | | | | | | | | | | | | | | | | | | | | | | | | | | | | | | | | | | | | | | | | | | | | | | | | | | | | | | | | | | | | | | | | | | | | | | | | | | | | | | | | | | | | | |
| .249 | 109 | 22 | 1 | 13 | 6 | 1 | | | | | | | | | | | | | | | | | | | | | | | | | | | | | | | | | | | | | | | | | | | | | | | | | | | | | | | | | | | | | | | | | | | | | | | | | | | | | | | | | | | | | | | | | | | | | | | | | | | |
| G | AB | R | H | 2B | 3B | HR | RBI | SB | SLG | BB | SO | AVG | | | | | | | | | | | | | | | | | | | | | | | | | | | | | | | | | | | | | | | | | | | | | | | | | | | | | | | | | | | | | | | | | | | | | | | | | | | | | | | | | | | | | | | | | | | | | |
| 94 | 143 | 15 | 27 | 8 | 0 | 5 | 20 | 1 | .350 | 20 | 40 | .189 | | | | | | | | | | | | | | | | | | | | | | | | | | | | | | | | | | | | | | | | | | | | | | | | | | | | | | | | | | | | | | | | | | | | | | | | | | | | | | | | | | | | | | | | | | | | | |
| AVG | H | 2B | 3B | HR | RBI | SB | | | | | | | | | | | | | | | | | | | | | | | | | | | | | | | | | | | | | | | | | | | | | | | | | | | | | | | | | | | | | | | | | | | | | | | | | | | | | | | | | | | | | | | | | | | | | | | | | | | |
| .189 | 27 | 8 | 0 | 5 | 2 | 1 | | | | | | | | | | | | | | | | | | | | | | | | | | | | | | | | | | | | | | | | | | | | | | | | | | | | | | | | | | | | | | | | | | | | | | | | | | | | | | | | | | | | | | | | | | | | | | | | | | | |
| <div>372</div> <div>RICH RENTERIA</div> <div>2B-3B</div> <div>HT: 5'9" WT: 172 BATS: RIGHT THROWS: RIGHT BORN: 12-25-1961, Harbor City, CA</div> <div>1993 FLORIDA MARLINS BATTING RECORD</div> <table><tr><td>G</td><td>AB</td><td>R</td><td>H</td><td>2B</td><td>3B</td><td>HR</td><td>RBI</td><td>SB</td><td>SLG</td><td>BB</td><td>SO</td><td>AVG</td></tr><tr><td>103</td><td>263</td><td>27</td><td>67</td><td>9</td><td>2</td><td>2</td><td>30</td><td>0</td><td>.327</td><td>21</td><td>31</td><td>.255</td></tr></table> <div>CARDBOARD BASEBALL RATINGS</div> <table><tr><td>AVG</td><td>H</td><td>2B</td><td>3B</td><td>HR</td><td>RBI</td><td>SB</td></tr><tr><td>.255</td><td>67</td><td>9</td><td>2</td><td>2</td><td>3</td><td>1</td></tr></table> <div>DEFENSE RATING</div> <div>2B:  3B: </div> | | | | | | | | | | | | | G | AB | R | H | 2B | 3B | HR | RBI | SB | SLG | BB | SO | AVG | 103 | 263 | 27 | 67 | 9 | 2 | 2 | 30 | 0 | .327 | 21 | 31 | .255 | AVG | H | 2B | 3B | HR | RBI | SB | .255 | 67 | 9 | 2 | 2 | 3 | 1 | <div>376</div> <div>BILLY RIPKEN</div> <div>2B-SS</div> <div>HT: 6'1" WT: 180 BATS: RIGHT THROWS: RIGHT BORN: 12-16-1964, Havre De Grace, MD</div> <div>1993 TEXAS RANGERS BATTING RECORD</div> <table><tr><td>G</td><td>AB</td><td>R</td><td>H</td><td>2B</td><td>3B</td><td>HR</td><td>RBI</td><td>SB</td><td>SLG</td><td>BB</td><td>SO</td><td>AVG</td></tr><tr><td>50</td><td>132</td><td>12</td><td>25</td><td>4</td><td>0</td><td>0</td><td>11</td><td>0</td><td>.220</td><td>11</td><td>19</td><td>.189</td></tr></table> <div>CARDBOARD BASEBALL RATINGS</div> <table><tr><td>AVG</td><td>H</td><td>2B</td><td>3B</td><td>HR</td><td>RBI</td><td>SB</td></tr><tr><td>.189</td><td>25</td><td>4</td><td>0</td><td>0</td><td>1</td><td>1</td></tr></table> <div>DEFENSE RATING</div> <div>2B:  SS: </div> | | | | | | | | | | | | | G | AB | R | H | 2B | 3B | HR | RBI | SB | SLG | BB | SO | AVG | 50 | 132 | 12 | 25 | 4 | 0 | 0 | 11 | 0 | .220 | 11 | 19 | .189 | AVG | H | 2B | 3B | HR | RBI | SB | .189 | 25 | 4 | 0 | 0 | 1 | 1 |
| G | AB | R | H | 2B | 3B | HR | RBI | SB | SLG | BB | SO | AVG | | | | | | | | | | | | | | | | | | | | | | | | | | | | | | | | | | | | | | | | | | | | | | | | | | | | | | | | | | | | | | | | | | | | | | | | | | | | | | | | | | | | | | | | | | | | | |
| 103 | 263 | 27 | 67 | 9 | 2 | 2 | 30 | 0 | .327 | 21 | 31 | .255 | | | | | | | | | | | | | | | | | | | | | | | | | | | | | | | | | | | | | | | | | | | | | | | | | | | | | | | | | | | | | | | | | | | | | | | | | | | | | | | | | | | | | | | | | | | | | |
| AVG | H | 2B | 3B | HR | RBI | SB | | | | | | | | | | | | | | | | | | | | | | | | | | | | | | | | | | | | | | | | | | | | | | | | | | | | | | | | | | | | | | | | | | | | | | | | | | | | | | | | | | | | | | | | | | | | | | | | | | | |
| .255 | 67 | 9 | 2 | 2 | 3 | 1 | | | | | | | | | | | | | | | | | | | | | | | | | | | | | | | | | | | | | | | | | | | | | | | | | | | | | | | | | | | | | | | | | | | | | | | | | | | | | | | | | | | | | | | | | | | | | | | | | | | |
| G | AB | R | H | 2B | 3B | HR | RBI | SB | SLG | BB | SO | AVG | | | | | | | | | | | | | | | | | | | | | | | | | | | | | | | | | | | | | | | | | | | | | | | | | | | | | | | | | | | | | | | | | | | | | | | | | | | | | | | | | | | | | | | | | | | | | |
| 50 | 132 | 12 | 25 | 4 | 0 | 0 | 11 | 0 | .220 | 11 | 19 | .189 | | | | | | | | | | | | | | | | | | | | | | | | | | | | | | | | | | | | | | | | | | | | | | | | | | | | | | | | | | | | | | | | | | | | | | | | | | | | | | | | | | | | | | | | | | | | | |
| AVG | H | 2B | 3B | HR | RBI | SB | | | | | | | | | | | | | | | | | | | | | | | | | | | | | | | | | | | | | | | | | | | | | | | | | | | | | | | | | | | | | | | | | | | | | | | | | | | | | | | | | | | | | | | | | | | | | | | | | | | |
| .189 | 25 | 4 | 0 | 0 | 1 | 1 | | | | | | | | | | | | | | | | | | | | | | | | | | | | | | | | | | | | | | | | | | | | | | | | | | | | | | | | | | | | | | | | | | | | | | | | | | | | | | | | | | | | | | | | | | | | | | | | | | | |



















| | | | | | | | | | | | | | | | | | | | | | | | | | |
|---------------------------------------|------------|----|---|---|-----------------|-------|--|----|------|----|----|------|----|-----|----|----|----|-----|----|-----|----|------|----|----|------|
| 377 | CAL RIPKEN | SS | HT: 6'4" WT: 200 BATS: RIGHT THROWS: RIGHT BORN: 8-24-1960, Havre De Grace, MD | 381 | HENRY RODRIGUEZ | OF-1B | HT: 6'1" WT: 180 BATS: LEFT THROWS: LEFT BORN: 11-8-1967, Santo Domingo, D.R. | | | | | | | | | | | | | | | | | | |
| 1993 BALTIMORE ORIOLES BATTING RECORD | | | | 1993 LOS ANGELES DODGERS BATTING RECORD | | | | | | | | | | | | | | | | | | | | | |
| G | AB | R | H | 2B | 3B | HR | RBI | SB | SLG | BB | SO | AVG | G | AB | R | H | 2B | 3B | HR | RBI | SB | SLG | BB | SO | AVG |
| 162 | 641 | 87 | 165 | 26 | 3 | 24 | 90 | 1 | .420 | 65 | 58 | .257 | 76 | 176 | 20 | 39 | 10 | 0 | 8 | 23 | 1 | .415 | 11 | 39 | .222 |
| CARDBOARD BASEBALL RATINGS | | | | CARDBOARD BASEBALL RATINGS | | | | | | | | | | | | | | | | | | | | | |
| AVG | H | 2B | 3B | HR | RBI | SB | AVG | | | | | | | H | 2B | 3B | HR | RBI | SB | | | | | | |
| .257 | 165 | 26 | 3 | 24 | 9 | 1 | .222 | | | | | | | 39 | 10 | 0 | 8 | 2 | 1 | | | | | | |
| DEFENSE RATING | | | | DEFENSE RATING | | | | | | | | | | | | | | | | | | | | | |
| SS: ♣♣ | | | | OF: ♠ 1B: ♠♣♥ | | | | | | | | | | | | | | | | | | | | | |



| | | | | | | | | | | | | | | | | | | | | | | | | | |
|------------------------------------|-------------|-------|---|-----------------------------------|----------------|----|--|----|------|----|----|------|-----|-----|----|-----|----|-----|----|-----|----|------|----|----|------|
| 378 | LUIS RIVERA | SS-2B | HT: 5'9" WT: 165 BATS: RIGHT THROWS: RIGHT BORN: 1-3-1964, Cidra, P.R. | 382 | IVAN RODRIGUEZ | C | HT: 5'9" WT: 205 BATS: RIGHT THROWS: RIGHT BORN: 11-27-1971, Manati, P.R. | | | | | | | | | | | | | | | | | | |
| 1993 BOSTON RED SOX BATTING RECORD | | | | 1993 TEXAS RANGERS BATTING RECORD | | | | | | | | | | | | | | | | | | | | | |
| G | AB | R | H | 2B | 3B | HR | RBI | SB | SLG | BB | SO | AVG | G | AB | R | H | 2B | 3B | HR | RBI | SB | SLG | BB | SO | AVG |
| 62 | 130 | 13 | 27 | 8 | 1 | 1 | 7 | 1 | .308 | 11 | 36 | .208 | 137 | 473 | 56 | 129 | 28 | 4 | 10 | 66 | 8 | .412 | 29 | 70 | .273 |
| CARDBOARD BASEBALL RATINGS | | | | CARDBOARD BASEBALL RATINGS | | | | | | | | | | | | | | | | | | | | | |
| AVG | H | 2B | 3B | HR | RBI | SB | AVG | | | | | | | H | 2B | 3B | HR | RBI | SB | | | | | | |
| .208 | 27 | 8 | 1 | 1 | 0 | 1 | .273 | | | | | | | 129 | 28 | 4 | 10 | 6 | 1 | | | | | | |
| DEFENSE RATING | | | | DEFENSE RATING | | | | | | | | | | | | | | | | | | | | | |
| SS: ♠ 2B: ♠♣♥ | | | | | | | | | | | | | | | | | | | | | | | | | |







| | | | | | | | | | | | | | | | | | | | | | | | | | |
|-------------------------------------|-------------|-------|---|--|------------|----------|--|----|------|----|----|------|----|----|----|----|----|-----|----|-----|----|------|----|----|------|
| 379 | BIP ROBERTS | 2B-OF | HT: 5'7" WT: 150 BATS: BOTH THROWS: RIGHT BORN: 10-27-1963, Berkeley, CA | 383 | RICO ROSSY | 2B-SS-3B | HT: 5'10" WT: 175 BATS: RIGHT THROWS: RIGHT BORN: 2-16-1964, San Juan, P.R. | | | | | | | | | | | | | | | | | | |
| 1993 CINCINNATI REDS BATTING RECORD | | | | 1993 KANSAS CITY ROYALS BATTING RECORD | | | | | | | | | | | | | | | | | | | | | |
| G | AB | R | H | 2B | 3B | HR | RBI | SB | SLG | BB | SO | AVG | G | AB | R | H | 2B | 3B | HR | RBI | SB | SLG | BB | SO | AVG |
| 83 | 292 | 46 | 70 | 13 | 0 | 1 | 18 | 26 | .295 | 38 | 46 | .240 | 46 | 86 | 10 | 19 | 4 | 0 | 2 | 12 | 0 | .337 | 9 | 11 | .221 |
| CARDBOARD BASEBALL RATINGS | | | | CARDBOARD BASEBALL RATINGS | | | | | | | | | | | | | | | | | | | | | |
| AVG | H | 2B | 3B | HR | RBI | SB | AVG | | | | | | | H | 2B | 3B | HR | RBI | SB | | | | | | |
| .240 | 70 | 13 | 0 | 1 | 1 | 3 | .221 | | | | | | | 19 | 4 | 0 | 2 | 1 | 1 | | | | | | |
| DEFENSE RATING | | | | DEFENSE RATING | | | | | | | | | | | | | | | | | | | | | |
| 2B: ♠♣♥ OF: ♠♣♥ | | | | 2B: ♠♣♥ SS: ♠ 3B: ♠ | | | | | | | | | | | | | | | | | | | | | |








| | | | | | | | | | | | | | | | | | | | | | | | | | |
|----------------------------------|----------------|----|---|------------------------------------|--------------|----|---|----|------|----|----|------|----|----|----|----|----|-----|----|-----|----|------|----|----|------|
| 380 | KEVIN ROBERSON | OF | HT: 6'4" WT: 210 BATS: BOTH THROWS: RIGHT BORN: 1-29-1968, Decatur, IL | 384 | RICH ROWLAND | C | HT: 6'1" WT: 210 BATS: RIGHT THROWS: RIGHT BORN: 2-25-1964, Cloverdale, CA | | | | | | | | | | | | | | | | | | |
| 1993 CHICAGO CUBS BATTING RECORD | | | | 1993 DETROIT TIGERS BATTING RECORD | | | | | | | | | | | | | | | | | | | | | |
| G | AB | R | H | 2B | 3B | HR | RBI | SB | SLG | BB | SO | AVG | G | AB | R | H | 2B | 3B | HR | RBI | SB | SLG | BB | SO | AVG |
| 62 | 180 | 23 | 34 | 4 | 1 | 9 | 27 | 0 | .372 | 12 | 48 | .189 | 21 | 46 | 2 | 10 | 3 | 0 | 0 | 4 | 0 | .283 | 5 | 16 | .217 |
| CARDBOARD BASEBALL RATINGS | | | | CARDBOARD BASEBALL RATINGS | | | | | | | | | | | | | | | | | | | | | |
| AVG | H | 2B | 3B | HR | RBI | SB | AVG | | | | | | | H | 2B | 3B | HR | RBI | SB | | | | | | |
| .189 | 34 | 4 | 1 | 9 | 2 | 1 | .217 | | | | | | | 10 | 3 | 0 | 0 | 0 | 1 | | | | | | |
| DEFENSE RATING | | | | DEFENSE RATING | | | | | | | | | | | | | | | | | | | | | |
| OF: ♠ | | | | | | | | | | | | | | | | | | | | | | | | | |








| <div>385</div> <div>STAN ROYER</div> <div>3B</div> <div>HT: 6'3" WT: 195 BATS: RIGHT THROWS: RIGHT BORN: 8-31-1967, Olney, IL</div> <div>1993 ST. LOUIS CARDINALS BATTING RECORD</div> <table><tr><th>G</th><th>AB</th><th>R</th><th>H</th><th>2B</th><th>3B</th><th>HR</th><th>RBI</th><th>SB</th><th>SLG</th><th>BB</th><th>SO</th><th>AVG</th></tr><tr><td>24</td><td>46</td><td>4</td><td>14</td><td>2</td><td>0</td><td>1</td><td>8</td><td>0</td><td>.413</td><td>2</td><td>14</td><td>.304</td></tr></table> <div>CARDBOARD BASEBALL RATINGS</div> <table><tr><th>AVG</th><th>H</th><th>2B</th><th>3B</th><th>HR</th><th>RBI</th><th>SB</th></tr><tr><td>.304</td><td>14</td><td>2</td><td>0</td><td>1</td><td>0</td><td>1</td></tr></table> <div>DEFENSE RATING</div> <div>3B: </div> | G | AB | R | H | 2B | 3B | HR | RBI | SB | SLG | BB | SO | AVG | 24 | 46 | 4 | 14 | 2 | 0 | 1 | 8 | 0 | .413 | 2 | 14 | .304 | AVG | H | 2B | 3B | HR | RBI | SB | .304 | 14 | 2 | 0 | 1 | 0 | 1 | <div>389</div> <div>REY SANCHEZ</div> <div>SS</div> <div>HT: 5'10" WT: 180 BATS: RIGHT THROWS: RIGHT BORN: 10-5-1967, Rio Piedras, P.R.</div> <div>1993 CHICAGO CUBS BATTING RECORD</div> <table><tr><th>G</th><th>AB</th><th>R</th><th>H</th><th>2B</th><th>3B</th><th>HR</th><th>RBI</th><th>SB</th><th>SLG</th><th>BB</th><th>SO</th><th>AVG</th></tr><tr><td>105</td><td>344</td><td>35</td><td>97</td><td>11</td><td>2</td><td>0</td><td>28</td><td>1</td><td>.326</td><td>15</td><td>22</td><td>.282</td></tr></table> <div>CARDBOARD BASEBALL RATINGS</div> <table><tr><th>AVG</th><th>H</th><th>2B</th><th>3B</th><th>HR</th><th>RBI</th><th>SB</th></tr><tr><td>.282</td><td>97</td><td>11</td><td>2</td><td>0</td><td>2</td><td>1</td></tr></table> <div>DEFENSE RATING</div> <div>SS: </div> | G | AB | R | H | 2B | 3B | HR | RBI | SB | SLG | BB | SO | AVG | 105 | 344 | 35 | 97 | 11 | 2 | 0 | 28 | 1 | .326 | 15 | 22 | .282 | AVG | H | 2B | 3B | HR | RBI | SB | .282 | 97 | 11 | 2 | 0 | 2 | 1 |
|---|-----|----|-----|----|-----|----|-----|-----|------|-----|-----|------|-----|-----|-----|----|-----|----|---|----|----|---|------|----|-----|------|-----|---|----|----|----|-----|----|------|-----|----|---|----|---|---|---|---|----|---|---|----|----|----|-----|----|-----|----|----|-----|-----|-----|----|-----|----|---|----|----|----|------|----|-----|------|-----|---|----|----|----|-----|----|------|-----|----|---|----|---|---|
| G | AB | R | H | 2B | 3B | HR | RBI | SB | SLG | BB | SO | AVG | | | | | | | | | | | | | | | | | | | | | | | | | | | | | | | | | | | | | | | | | | | | | | | | | | | | | | | | | | | | | | | | | | | | | |
| 24 | 46 | 4 | 14 | 2 | 0 | 1 | 8 | 0 | .413 | 2 | 14 | .304 | | | | | | | | | | | | | | | | | | | | | | | | | | | | | | | | | | | | | | | | | | | | | | | | | | | | | | | | | | | | | | | | | | | | | |
| AVG | H | 2B | 3B | HR | RBI | SB | | | | | | | | | | | | | | | | | | | | | | | | | | | | | | | | | | | | | | | | | | | | | | | | | | | | | | | | | | | | | | | | | | | | | | | | | | | |
| .304 | 14 | 2 | 0 | 1 | 0 | 1 | | | | | | | | | | | | | | | | | | | | | | | | | | | | | | | | | | | | | | | | | | | | | | | | | | | | | | | | | | | | | | | | | | | | | | | | | | | |
| G | AB | R | H | 2B | 3B | HR | RBI | SB | SLG | BB | SO | AVG | | | | | | | | | | | | | | | | | | | | | | | | | | | | | | | | | | | | | | | | | | | | | | | | | | | | | | | | | | | | | | | | | | | | | |
| 105 | 344 | 35 | 97 | 11 | 2 | 0 | 28 | 1 | .326 | 15 | 22 | .282 | | | | | | | | | | | | | | | | | | | | | | | | | | | | | | | | | | | | | | | | | | | | | | | | | | | | | | | | | | | | | | | | | | | | | |
| AVG | H | 2B | 3B | HR | RBI | SB | | | | | | | | | | | | | | | | | | | | | | | | | | | | | | | | | | | | | | | | | | | | | | | | | | | | | | | | | | | | | | | | | | | | | | | | | | | |
| .282 | 97 | 11 | 2 | 0 | 2 | 1 | | | | | | | | | | | | | | | | | | | | | | | | | | | | | | | | | | | | | | | | | | | | | | | | | | | | | | | | | | | | | | | | | | | | | | | | | | | |
| <div>386</div> <div>CHRIS SABO</div> <div>3B</div> <div>HT: 5'11" WT: 185 BATS: RIGHT THROWS: RIGHT BORN: 1-19-1962, Detroit, MI</div> <div>1993 CINCINNATI REDS BATTING RECORD</div> <table><tr><th>G</th><th>AB</th><th>R</th><th>H</th><th>2B</th><th>3B</th><th>HR</th><th>RBI</th><th>SB</th><th>SLG</th><th>BB</th><th>SO</th><th>AVG</th></tr><tr><td>148</td><td>552</td><td>86</td><td>143</td><td>33</td><td>2</td><td>21</td><td>82</td><td>6</td><td>.440</td><td>43</td><td>105</td><td>.259</td></tr></table> <div>CARDBOARD BASEBALL RATINGS</div> <table><tr><th>AVG</th><th>H</th><th>2B</th><th>3B</th><th>HR</th><th>RBI</th><th>SB</th></tr><tr><td>.259</td><td>143</td><td>33</td><td>2</td><td>21</td><td>8</td><td>1</td></tr></table> <div>DEFENSE RATING</div> <div>3B: </div> | G | AB | R | H | 2B | 3B | HR | RBI | SB | SLG | BB | SO | AVG | 148 | 552 | 86 | 143 | 33 | 2 | 21 | 82 | 6 | .440 | 43 | 105 | .259 | AVG | H | 2B | 3B | HR | RBI | SB | .259 | 143 | 33 | 2 | 21 | 8 | 1 | <div>390</div> <div>RYNE SANDBERG</div> <div>2B</div> <div>HT: 6'1" WT: 175 BATS: RIGHT THROWS: RIGHT BORN: 9-18-1959, Spokane, WA</div> <div>1993 CHICAGO CUBS BATTING RECORD</div> <table><tr><th>G</th><th>AB</th><th>R</th><th>H</th><th>2B</th><th>3B</th><th>HR</th><th>RBI</th><th>SB</th><th>SLG</th><th>BB</th><th>SO</th><th>AVG</th></tr><tr><td>117</td><td>456</td><td>67</td><td>141</td><td>20</td><td>0</td><td>9</td><td>45</td><td>9</td><td>.412</td><td>37</td><td>62</td><td>.309</td></tr></table> <div>CARDBOARD BASEBALL RATINGS</div> <table><tr><th>AVG</th><th>H</th><th>2B</th><th>3B</th><th>HR</th><th>RBI</th><th>SB</th></tr><tr><td>.309</td><td>141</td><td>20</td><td>0</td><td>9</td><td>4</td><td>1</td></tr></table> <div>DEFENSE RATING</div> <div>2B: </div> | G | AB | R | H | 2B | 3B | HR | RBI | SB | SLG | BB | SO | AVG | 117 | 456 | 67 | 141 | 20 | 0 | 9 | 45 | 9 | .412 | 37 | 62 | .309 | AVG | H | 2B | 3B | HR | RBI | SB | .309 | 141 | 20 | 0 | 9 | 4 | 1 |
| G | AB | R | H | 2B | 3B | HR | RBI | SB | SLG | BB | SO | AVG | | | | | | | | | | | | | | | | | | | | | | | | | | | | | | | | | | | | | | | | | | | | | | | | | | | | | | | | | | | | | | | | | | | | | |
| 148 | 552 | 86 | 143 | 33 | 2 | 21 | 82 | 6 | .440 | 43 | 105 | .259 | | | | | | | | | | | | | | | | | | | | | | | | | | | | | | | | | | | | | | | | | | | | | | | | | | | | | | | | | | | | | | | | | | | | | |
| AVG | H | 2B | 3B | HR | RBI | SB | | | | | | | | | | | | | | | | | | | | | | | | | | | | | | | | | | | | | | | | | | | | | | | | | | | | | | | | | | | | | | | | | | | | | | | | | | | |
| .259 | 143 | 33 | 2 | 21 | 8 | 1 | | | | | | | | | | | | | | | | | | | | | | | | | | | | | | | | | | | | | | | | | | | | | | | | | | | | | | | | | | | | | | | | | | | | | | | | | | | |
| G | AB | R | H | 2B | 3B | HR | RBI | SB | SLG | BB | SO | AVG | | | | | | | | | | | | | | | | | | | | | | | | | | | | | | | | | | | | | | | | | | | | | | | | | | | | | | | | | | | | | | | | | | | | | |
| 117 | 456 | 67 | 141 | 20 | 0 | 9 | 45 | 9 | .412 | 37 | 62 | .309 | | | | | | | | | | | | | | | | | | | | | | | | | | | | | | | | | | | | | | | | | | | | | | | | | | | | | | | | | | | | | | | | | | | | | |
| AVG | H | 2B | 3B | HR | RBI | SB | | | | | | | | | | | | | | | | | | | | | | | | | | | | | | | | | | | | | | | | | | | | | | | | | | | | | | | | | | | | | | | | | | | | | | | | | | | |
| .309 | 141 | 20 | 0 | 9 | 4 | 1 | | | | | | | | | | | | | | | | | | | | | | | | | | | | | | | | | | | | | | | | | | | | | | | | | | | | | | | | | | | | | | | | | | | | | | | | | | | |
| <div>387</div> <div>TIM SALMON</div> <div>OF</div> <div>HT: 6'3" WT: 200 BATS: RIGHT THROWS: RIGHT BORN: 8-24-1968, Long Beach, CA</div> <div>1993 CALIFORNIA ANGELS BATTING RECORD</div> <table><tr><th>G</th><th>AB</th><th>R</th><th>H</th><th>2B</th><th>3B</th><th>HR</th><th>RBI</th><th>SB</th><th>SLG</th><th>BB</th><th>SO</th><th>AVG</th></tr><tr><td>142</td><td>515</td><td>93</td><td>146</td><td>35</td><td>1</td><td>31</td><td>95</td><td>5</td><td>.536</td><td>82</td><td>135</td><td>.283</td></tr></table> <div>CARDBOARD BASEBALL RATINGS</div> <table><tr><th>AVG</th><th>H</th><th>2B</th><th>3B</th><th>HR</th><th>RBI</th><th>SB</th></tr><tr><td>.283</td><td>146</td><td>35</td><td>1</td><td>31</td><td>9</td><td>1</td></tr></table> <div>DEFENSE RATING</div> <div>OF: </div> | G | AB | R | H | 2B | 3B | HR | RBI | SB | SLG | BB | SO | AVG | 142 | 515 | 93 | 146 | 35 | 1 | 31 | 95 | 5 | .536 | 82 | 135 | .283 | AVG | H | 2B | 3B | HR | RBI | SB | .283 | 146 | 35 | 1 | 31 | 9 | 1 | <div>391</div> <div>DEION SANDERS</div> <div>OF</div> <div>HT: 6'1" WT: 195 BATS: LEFT THROWS: LEFT BORN: 8-9-1967, Fort Myers, FL</div> <div>1993 ATLANTA BRAVES BATTING RECORD</div> <table><tr><th>G</th><th>AB</th><th>R</th><th>H</th><th>2B</th><th>3B</th><th>HR</th><th>RBI</th><th>SB</th><th>SLG</th><th>BB</th><th>SO</th><th>AVG</th></tr><tr><td>95</td><td>272</td><td>42</td><td>75</td><td>18</td><td>6</td><td>6</td><td>28</td><td>19</td><td>.452</td><td>16</td><td>42</td><td>.276</td></tr></table> <div>CARDBOARD BASEBALL RATINGS</div> <table><tr><th>AVG</th><th>H</th><th>2B</th><th>3B</th><th>HR</th><th>RBI</th><th>SB</th></tr><tr><td>.276</td><td>75</td><td>18</td><td>6</td><td>6</td><td>2</td><td>2</td></tr></table> <div>DEFENSE RATING</div> <div>OF: </div> | G | AB | R | H | 2B | 3B | HR | RBI | SB | SLG | BB | SO | AVG | 95 | 272 | 42 | 75 | 18 | 6 | 6 | 28 | 19 | .452 | 16 | 42 | .276 | AVG | H | 2B | 3B | HR | RBI | SB | .276 | 75 | 18 | 6 | 6 | 2 | 2 |
| G | AB | R | H | 2B | 3B | HR | RBI | SB | SLG | BB | SO | AVG | | | | | | | | | | | | | | | | | | | | | | | | | | | | | | | | | | | | | | | | | | | | | | | | | | | | | | | | | | | | | | | | | | | | | |
| 142 | 515 | 93 | 146 | 35 | 1 | 31 | 95 | 5 | .536 | 82 | 135 | .283 | | | | | | | | | | | | | | | | | | | | | | | | | | | | | | | | | | | | | | | | | | | | | | | | | | | | | | | | | | | | | | | | | | | | | |
| AVG | H | 2B | 3B | HR | RBI | SB | | | | | | | | | | | | | | | | | | | | | | | | | | | | | | | | | | | | | | | | | | | | | | | | | | | | | | | | | | | | | | | | | | | | | | | | | | | |
| .283 | 146 | 35 | 1 | 31 | 9 | 1 | | | | | | | | | | | | | | | | | | | | | | | | | | | | | | | | | | | | | | | | | | | | | | | | | | | | | | | | | | | | | | | | | | | | | | | | | | | |
| G | AB | R | H | 2B | 3B | HR | RBI | SB | SLG | BB | SO | AVG | | | | | | | | | | | | | | | | | | | | | | | | | | | | | | | | | | | | | | | | | | | | | | | | | | | | | | | | | | | | | | | | | | | | | |
| 95 | 272 | 42 | 75 | 18 | 6 | 6 | 28 | 19 | .452 | 16 | 42 | .276 | | | | | | | | | | | | | | | | | | | | | | | | | | | | | | | | | | | | | | | | | | | | | | | | | | | | | | | | | | | | | | | | | | | | | |
| AVG | H | 2B | 3B | HR | RBI | SB | | | | | | | | | | | | | | | | | | | | | | | | | | | | | | | | | | | | | | | | | | | | | | | | | | | | | | | | | | | | | | | | | | | | | | | | | | | |
| .276 | 75 | 18 | 6 | 6 | 2 | 2 | | | | | | | | | | | | | | | | | | | | | | | | | | | | | | | | | | | | | | | | | | | | | | | | | | | | | | | | | | | | | | | | | | | | | | | | | | | |
| <div>388</div> <div>JUAN SAMUEL</div> <div>2B-1B</div> <div>HT: 5'11" WT: 170 BATS: RIGHT THROWS: RIGHT BORN: 12-9-1960, San Pedro de Macoris, D.R.</div> <div>1993 CINCINNATI REDS BATTING RECORD</div> <table><tr><th>G</th><th>AB</th><th>R</th><th>H</th><th>2B</th><th>3B</th><th>HR</th><th>RBI</th><th>SB</th><th>SLG</th><th>BB</th><th>SO</th><th>AVG</th></tr><tr><td>103</td><td>261</td><td>31</td><td>60</td><td>10</td><td>4</td><td>4</td><td>26</td><td>9</td><td>.345</td><td>23</td><td>53</td><td>.230</td></tr></table> <div>CARDBOARD BASEBALL RATINGS</div> <table><tr><th>AVG</th><th>H</th><th>2B</th><th>3B</th><th>HR</th><th>RBI</th><th>SB</th></tr><tr><td>.230</td><td>60</td><td>10</td><td>4</td><td>4</td><td>2</td><td>1</td></tr></table> <div>DEFENSE RATING</div> <div>2B: 1B: </div> | G | AB | R | H | 2B | 3B | HR | RBI | SB | SLG | BB | SO | AVG | 103 | 261 | 31 | 60 | 10 | 4 | 4 | 26 | 9 | .345 | 23 | 53 | .230 | AVG | H | 2B | 3B | HR | RBI | SB | .230 | 60 | 10 | 4 | 4 | 2 | 1 | <div>392</div> <div>REGGIE SANDERS</div> <div>OF</div> <div>HT: 6'0" WT: 180 BATS: RIGHT THROWS: RIGHT BORN: 12-1-1967, Florence, SC</div> <div>1993 CINCINNATI REDS BATTING RECORD</div> <table><tr><th>G</th><th>AB</th><th>R</th><th>H</th><th>2B</th><th>3B</th><th>HR</th><th>RBI</th><th>SB</th><th>SLG</th><th>BB</th><th>SO</th><th>AVG</th></tr><tr><td>138</td><td>496</td><td>90</td><td>136</td><td>16</td><td>4</td><td>20</td><td>83</td><td>27</td><td>.444</td><td>51</td><td>118</td><td>.274</td></tr></table> <div>CARDBOARD BASEBALL RATINGS</div> <table><tr><th>AVG</th><th>H</th><th>2B</th><th>3B</th><th>HR</th><th>RBI</th><th>SB</th></tr><tr><td>.274</td><td>136</td><td>16</td><td>4</td><td>20</td><td>8</td><td>3</td></tr></table> <div>DEFENSE RATING</div> <div>OF: </div> | G | AB | R | H | 2B | 3B | HR | RBI | SB | SLG | BB | SO | AVG | 138 | 496 | 90 | 136 | 16 | 4 | 20 | 83 | 27 | .444 | 51 | 118 | .274 | AVG | H | 2B | 3B | HR | RBI | SB | .274 | 136 | 16 | 4 | 20 | 8 | 3 |
| G | AB | R | H | 2B | 3B | HR | RBI | SB | SLG | BB | SO | AVG | | | | | | | | | | | | | | | | | | | | | | | | | | | | | | | | | | | | | | | | | | | | | | | | | | | | | | | | | | | | | | | | | | | | | |
| 103 | 261 | 31 | 60 | 10 | 4 | 4 | 26 | 9 | .345 | 23 | 53 | .230 | | | | | | | | | | | | | | | | | | | | | | | | | | | | | | | | | | | | | | | | | | | | | | | | | | | | | | | | | | | | | | | | | | | | | |
| AVG | H | 2B | 3B | HR | RBI | SB | | | | | | | | | | | | | | | | | | | | | | | | | | | | | | | | | | | | | | | | | | | | | | | | | | | | | | | | | | | | | | | | | | | | | | | | | | | |
| .230 | 60 | 10 | 4 | 4 | 2 | 1 | | | | | | | | | | | | | | | | | | | | | | | | | | | | | | | | | | | | | | | | | | | | | | | | | | | | | | | | | | | | | | | | | | | | | | | | | | | |
| G | AB | R | H | 2B | 3B | HR | RBI | SB | SLG | BB | SO | AVG | | | | | | | | | | | | | | | | | | | | | | | | | | | | | | | | | | | | | | | | | | | | | | | | | | | | | | | | | | | | | | | | | | | | | |
| 138 | 496 | 90 | 136 | 16 | 4 | 20 | 83 | 27 | .444 | 51 | 118 | .274 | | | | | | | | | | | | | | | | | | | | | | | | | | | | | | | | | | | | | | | | | | | | | | | | | | | | | | | | | | | | | | | | | | | | | |
| AVG | H | 2B | 3B | HR | RBI | SB | | | | | | | | | | | | | | | | | | | | | | | | | | | | | | | | | | | | | | | | | | | | | | | | | | | | | | | | | | | | | | | | | | | | | | | | | | | |
| .274 | 136 | 16 | 4 | 20 | 8 | 3 | | | | | | | | | | | | | | | | | | | | | | | | | | | | | | | | | | | | | | | | | | | | | | | | | | | | | | | | | | | | | | | | | | | | | | | | | | | |



















| | | | | | | | | | | | | | | | | | | | | | | | | | | | | | | | | | | | | | | | | | | | | | | | | | | | | | | | | | | | | | | | | | | | | | | | | | | | | | | | | | | | | | | | | | | | | | | | | | | | | | | | | | |
|---|-----|----|-----|----|-----|----|-----|----|------|----|----|------|---|----|---|---|----|----|----|-----|----|-----|----|----|-----|-----|-----|----|-----|----|---|----|----|----|------|----|----|------|-----|---|----|----|----|-----|----|------|-----|----|---|----|---|---|--|--|--|--|--|--|--|--|--|--|--|--|--|---|----|---|---|----|----|----|-----|----|-----|----|----|-----|-----|-----|----|-----|----|---|----|----|---|------|----|----|------|-----|---|----|----|----|-----|----|------|-----|----|---|----|---|---|
| <div>393</div> <div>BENITO SANTIAGO</div> <div>C</div> <div>HT: 6'1" WT: 180 BATS: RIGHT THROWS: RIGHT BORN: 3-9-1965, Ponce, P.R.</div> <div>1993 FLORIDA MARLINS BATTING RECORD</div> <table><tr><td>G</td><td>AB</td><td>R</td><td>H</td><td>2B</td><td>3B</td><td>HR</td><td>RBI</td><td>SB</td><td>SLG</td><td>BB</td><td>SO</td><td>AVG</td></tr><tr><td>139</td><td>469</td><td>49</td><td>108</td><td>19</td><td>6</td><td>13</td><td>50</td><td>10</td><td>.380</td><td>37</td><td>88</td><td>.230</td></tr></table> <div>CARDBOARD BASEBALL RATINGS</div> <table><tr><td>AVG</td><td>H</td><td>2B</td><td>3B</td><td>HR</td><td>RBI</td><td>SB</td></tr><tr><td>.230</td><td>108</td><td>19</td><td>6</td><td>13</td><td>5</td><td>1</td></tr></table> <div>DEFENSE RATING</div> | | | | | | | | | | | | | G | AB | R | H | 2B | 3B | HR | RBI | SB | SLG | BB | SO | AVG | 139 | 469 | 49 | 108 | 19 | 6 | 13 | 50 | 10 | .380 | 37 | 88 | .230 | AVG | H | 2B | 3B | HR | RBI | SB | .230 | 108 | 19 | 6 | 13 | 5 | 1 | <div>397</div> <div>STEVE SCARSONE</div> <div>2B-3B-1B</div> <div>HT: 6'2" WT: 170 BATS: RIGHT THROWS: RIGHT BORN: 4-11-1966, Anaheim, CA</div> <div>1993 SAN FRANCISCO GIANTS BATTING RECORD</div> <table><tr><td>G</td><td>AB</td><td>R</td><td>H</td><td>2B</td><td>3B</td><td>HR</td><td>RBI</td><td>SB</td><td>SLG</td><td>BB</td><td>SO</td><td>AVG</td></tr><tr><td>44</td><td>103</td><td>16</td><td>26</td><td>9</td><td>0</td><td>2</td><td>15</td><td>0</td><td>.398</td><td>4</td><td>32</td><td>.252</td></tr></table> <div>CARDBOARD BASEBALL RATINGS</div> <table><tr><td>AVG</td><td>H</td><td>2B</td><td>3B</td><td>HR</td><td>RBI</td><td>SB</td></tr><tr><td>.252</td><td>26</td><td>9</td><td>0</td><td>2</td><td>1</td><td>1</td></tr></table> <div>DEFENSE RATING</div> <div>2B:   3B:   1B: </div> | | | | | | | | | | | | | G | AB | R | H | 2B | 3B | HR | RBI | SB | SLG | BB | SO | AVG | 44 | 103 | 16 | 26 | 9 | 0 | 2 | 15 | 0 | .398 | 4 | 32 | .252 | AVG | H | 2B | 3B | HR | RBI | SB | .252 | 26 | 9 | 0 | 2 | 1 | 1 |
| G | AB | R | H | 2B | 3B | HR | RBI | SB | SLG | BB | SO | AVG | | | | | | | | | | | | | | | | | | | | | | | | | | | | | | | | | | | | | | | | | | | | | | | | | | | | | | | | | | | | | | | | | | | | | | | | | | | | | | | | | | | | | | | | | | | | | |
| 139 | 469 | 49 | 108 | 19 | 6 | 13 | 50 | 10 | .380 | 37 | 88 | .230 | | | | | | | | | | | | | | | | | | | | | | | | | | | | | | | | | | | | | | | | | | | | | | | | | | | | | | | | | | | | | | | | | | | | | | | | | | | | | | | | | | | | | | | | | | | | | |
| AVG | H | 2B | 3B | HR | RBI | SB | | | | | | | | | | | | | | | | | | | | | | | | | | | | | | | | | | | | | | | | | | | | | | | | | | | | | | | | | | | | | | | | | | | | | | | | | | | | | | | | | | | | | | | | | | | | | | | | | | | |
| .230 | 108 | 19 | 6 | 13 | 5 | 1 | | | | | | | | | | | | | | | | | | | | | | | | | | | | | | | | | | | | | | | | | | | | | | | | | | | | | | | | | | | | | | | | | | | | | | | | | | | | | | | | | | | | | | | | | | | | | | | | | | | |
| G | AB | R | H | 2B | 3B | HR | RBI | SB | SLG | BB | SO | AVG | | | | | | | | | | | | | | | | | | | | | | | | | | | | | | | | | | | | | | | | | | | | | | | | | | | | | | | | | | | | | | | | | | | | | | | | | | | | | | | | | | | | | | | | | | | | | |
| 44 | 103 | 16 | 26 | 9 | 0 | 2 | 15 | 0 | .398 | 4 | 32 | .252 | | | | | | | | | | | | | | | | | | | | | | | | | | | | | | | | | | | | | | | | | | | | | | | | | | | | | | | | | | | | | | | | | | | | | | | | | | | | | | | | | | | | | | | | | | | | | |
| AVG | H | 2B | 3B | HR | RBI | SB | | | | | | | | | | | | | | | | | | | | | | | | | | | | | | | | | | | | | | | | | | | | | | | | | | | | | | | | | | | | | | | | | | | | | | | | | | | | | | | | | | | | | | | | | | | | | | | | | | | |
| .252 | 26 | 9 | 0 | 2 | 1 | 1 | | | | | | | | | | | | | | | | | | | | | | | | | | | | | | | | | | | | | | | | | | | | | | | | | | | | | | | | | | | | | | | | | | | | | | | | | | | | | | | | | | | | | | | | | | | | | | | | | | | |
| <div>394</div> <div>MACKEY SASSER</div> <div>OF</div> <div>HT: 6'1" WT: 190 BATS: LEFT THROWS: RIGHT BORN: 8-3-1962, Fort Gaines, GA</div> <div>1993 SEATTLE MARINERS BATTING RECORD</div> <table><tr><td>G</td><td>AB</td><td>R</td><td>H</td><td>2B</td><td>3B</td><td>HR</td><td>RBI</td><td>SB</td><td>SLG</td><td>BB</td><td>SO</td><td>AVG</td></tr><tr><td>83</td><td>188</td><td>18</td><td>41</td><td>10</td><td>2</td><td>1</td><td>21</td><td>1</td><td>.309</td><td>15</td><td>30</td><td>.218</td></tr></table> <div>CARDBOARD BASEBALL RATINGS</div> <table><tr><td>AVG</td><td>H</td><td>2B</td><td>3B</td><td>HR</td><td>RBI</td><td>SB</td></tr><tr><td>.218</td><td>41</td><td>10</td><td>2</td><td>1</td><td>2</td><td>1</td></tr></table> <div>DEFENSE RATING</div> <div>OF: </div> | | | | | | | | | | | | | G | AB | R | H | 2B | 3B | HR | RBI | SB | SLG | BB | SO | AVG | 83 | 188 | 18 | 41 | 10 | 2 | 1 | 21 | 1 | .309 | 15 | 30 | .218 | AVG | H | 2B | 3B | HR | RBI | SB | .218 | 41 | 10 | 2 | 1 | 2 | 1 | <div>398</div> <div>DICK SCHOFIELD</div> <div>SS</div> <div>HT: 5'10" WT: 175 BATS: RIGHT THROWS: RIGHT BORN: 11-21-1962, Springfield, IL</div> <div>1993 TORONTO BLUE JAYS BATTING RECORD</div> <table><tr><td>G</td><td>AB</td><td>R</td><td>H</td><td>2B</td><td>3B</td><td>HR</td><td>RBI</td><td>SB</td><td>SLG</td><td>BB</td><td>SO</td><td>AVG</td></tr><tr><td>36</td><td>110</td><td>11</td><td>21</td><td>1</td><td>2</td><td>0</td><td>5</td><td>3</td><td>.236</td><td>16</td><td>25</td><td>.191</td></tr></table> <div>CARDBOARD BASEBALL RATINGS</div> <table><tr><td>AVG</td><td>H</td><td>2B</td><td>3B</td><td>HR</td><td>RBI</td><td>SB</td></tr><tr><td>.191</td><td>21</td><td>1</td><td>2</td><td>0</td><td>0</td><td>1</td></tr></table> <div>DEFENSE RATING</div> <div>SS:  </div> | | | | | | | | | | | | | G | AB | R | H | 2B | 3B | HR | RBI | SB | SLG | BB | SO | AVG | 36 | 110 | 11 | 21 | 1 | 2 | 0 | 5 | 3 | .236 | 16 | 25 | .191 | AVG | H | 2B | 3B | HR | RBI | SB | .191 | 21 | 1 | 2 | 0 | 0 | 1 |
| G | AB | R | H | 2B | 3B | HR | RBI | SB | SLG | BB | SO | AVG | | | | | | | | | | | | | | | | | | | | | | | | | | | | | | | | | | | | | | | | | | | | | | | | | | | | | | | | | | | | | | | | | | | | | | | | | | | | | | | | | | | | | | | | | | | | | |
| 83 | 188 | 18 | 41 | 10 | 2 | 1 | 21 | 1 | .309 | 15 | 30 | .218 | | | | | | | | | | | | | | | | | | | | | | | | | | | | | | | | | | | | | | | | | | | | | | | | | | | | | | | | | | | | | | | | | | | | | | | | | | | | | | | | | | | | | | | | | | | | | |
| AVG | H | 2B | 3B | HR | RBI | SB | | | | | | | | | | | | | | | | | | | | | | | | | | | | | | | | | | | | | | | | | | | | | | | | | | | | | | | | | | | | | | | | | | | | | | | | | | | | | | | | | | | | | | | | | | | | | | | | | | | |
| .218 | 41 | 10 | 2 | 1 | 2 | 1 | | | | | | | | | | | | | | | | | | | | | | | | | | | | | | | | | | | | | | | | | | | | | | | | | | | | | | | | | | | | | | | | | | | | | | | | | | | | | | | | | | | | | | | | | | | | | | | | | | | |
| G | AB | R | H | 2B | 3B | HR | RBI | SB | SLG | BB | SO | AVG | | | | | | | | | | | | | | | | | | | | | | | | | | | | | | | | | | | | | | | | | | | | | | | | | | | | | | | | | | | | | | | | | | | | | | | | | | | | | | | | | | | | | | | | | | | | | |
| 36 | 110 | 11 | 21 | 1 | 2 | 0 | 5 | 3 | .236 | 16 | 25 | .191 | | | | | | | | | | | | | | | | | | | | | | | | | | | | | | | | | | | | | | | | | | | | | | | | | | | | | | | | | | | | | | | | | | | | | | | | | | | | | | | | | | | | | | | | | | | | | |
| AVG | H | 2B | 3B | HR | RBI | SB | | | | | | | | | | | | | | | | | | | | | | | | | | | | | | | | | | | | | | | | | | | | | | | | | | | | | | | | | | | | | | | | | | | | | | | | | | | | | | | | | | | | | | | | | | | | | | | | | | | |
| .191 | 21 | 1 | 2 | 0 | 0 | 1 | | | | | | | | | | | | | | | | | | | | | | | | | | | | | | | | | | | | | | | | | | | | | | | | | | | | | | | | | | | | | | | | | | | | | | | | | | | | | | | | | | | | | | | | | | | | | | | | | | | |
| <div>395</div> <div>DOUG SAUNDERS</div> <div>2B</div> <div>HT: 6'0" WT: 172 BATS: RIGHT THROWS: RIGHT BORN: 12-13-1969, Yorba Linda, CA</div> <div>1993 NEW YORK METS BATTING RECORD</div> <table><tr><td>G</td><td>AB</td><td>R</td><td>H</td><td>2B</td><td>3B</td><td>HR</td><td>RBI</td><td>SB</td><td>SLG</td><td>BB</td><td>SO</td><td>AVG</td></tr><tr><td>28</td><td>67</td><td>8</td><td>14</td><td>2</td><td>0</td><td>0</td><td>0</td><td>0</td><td>.239</td><td>3</td><td>4</td><td>.209</td></tr></table> <div>CARDBOARD BASEBALL RATINGS</div> <table><tr><td>AVG</td><td>H</td><td>2B</td><td>3B</td><td>HR</td><td>RBI</td><td>SB</td></tr><tr><td>.209</td><td>14</td><td>2</td><td>0</td><td>0</td><td>0</td><td>1</td></tr></table> <div>DEFENSE RATING</div> <div>2B:   </div> | | | | | | | | | | | | | G | AB | R | H | 2B | 3B | HR | RBI | SB | SLG | BB | SO | AVG | 28 | 67 | 8 | 14 | 2 | 0 | 0 | 0 | 0 | .239 | 3 | 4 | .209 | AVG | H | 2B | 3B | HR | RBI | SB | .209 | 14 | 2 | 0 | 0 | 0 | 1 | <div>399</div> <div>DAVID SEGUI</div> <div>1B</div> <div>HT: 6'1" WT: 170 BATS: BOTH THROWS: LEFT BORN: 7-19-1966, Kansas City, KS</div> <div>1993 BALTIMORE ORIOLES BATTING RECORD</div> <table><tr><td>G</td><td>AB</td><td>R</td><td>H</td><td>2B</td><td>3B</td><td>HR</td><td>RBI</td><td>SB</td><td>SLG</td><td>BB</td><td>SO</td><td>AVG</td></tr><tr><td>146</td><td>450</td><td>54</td><td>123</td><td>27</td><td>0</td><td>10</td><td>60</td><td>2</td><td>.400</td><td>58</td><td>53</td><td>.273</td></tr></table> <div>CARDBOARD BASEBALL RATINGS</div> <table><tr><td>AVG</td><td>H</td><td>2B</td><td>3B</td><td>HR</td><td>RBI</td><td>SB</td></tr><tr><td>.273</td><td>123</td><td>27</td><td>0</td><td>10</td><td>6</td><td>1</td></tr></table> <div>DEFENSE RATING</div> <div>1B:  </div> | | | | | | | | | | | | | G | AB | R | H | 2B | 3B | HR | RBI | SB | SLG | BB | SO | AVG | 146 | 450 | 54 | 123 | 27 | 0 | 10 | 60 | 2 | .400 | 58 | 53 | .273 | AVG | H | 2B | 3B | HR | RBI | SB | .273 | 123 | 27 | 0 | 10 | 6 | 1 |
| G | AB | R | H | 2B | 3B | HR | RBI | SB | SLG | BB | SO | AVG | | | | | | | | | | | | | | | | | | | | | | | | | | | | | | | | | | | | | | | | | | | | | | | | | | | | | | | | | | | | | | | | | | | | | | | | | | | | | | | | | | | | | | | | | | | | | |
| 28 | 67 | 8 | 14 | 2 | 0 | 0 | 0 | 0 | .239 | 3 | 4 | .209 | | | | | | | | | | | | | | | | | | | | | | | | | | | | | | | | | | | | | | | | | | | | | | | | | | | | | | | | | | | | | | | | | | | | | | | | | | | | | | | | | | | | | | | | | | | | | |
| AVG | H | 2B | 3B | HR | RBI | SB | | | | | | | | | | | | | | | | | | | | | | | | | | | | | | | | | | | | | | | | | | | | | | | | | | | | | | | | | | | | | | | | | | | | | | | | | | | | | | | | | | | | | | | | | | | | | | | | | | | |
| .209 | 14 | 2 | 0 | 0 | 0 | 1 | | | | | | | | | | | | | | | | | | | | | | | | | | | | | | | | | | | | | | | | | | | | | | | | | | | | | | | | | | | | | | | | | | | | | | | | | | | | | | | | | | | | | | | | | | | | | | | | | | | |
| G | AB | R | H | 2B | 3B | HR | RBI | SB | SLG | BB | SO | AVG | | | | | | | | | | | | | | | | | | | | | | | | | | | | | | | | | | | | | | | | | | | | | | | | | | | | | | | | | | | | | | | | | | | | | | | | | | | | | | | | | | | | | | | | | | | | | |
| 146 | 450 | 54 | 123 | 27 | 0 | 10 | 60 | 2 | .400 | 58 | 53 | .273 | | | | | | | | | | | | | | | | | | | | | | | | | | | | | | | | | | | | | | | | | | | | | | | | | | | | | | | | | | | | | | | | | | | | | | | | | | | | | | | | | | | | | | | | | | | | | |
| AVG | H | 2B | 3B | HR | RBI | SB | | | | | | | | | | | | | | | | | | | | | | | | | | | | | | | | | | | | | | | | | | | | | | | | | | | | | | | | | | | | | | | | | | | | | | | | | | | | | | | | | | | | | | | | | | | | | | | | | | | |
| .273 | 123 | 27 | 0 | 10 | 6 | 1 | | | | | | | | | | | | | | | | | | | | | | | | | | | | | | | | | | | | | | | | | | | | | | | | | | | | | | | | | | | | | | | | | | | | | | | | | | | | | | | | | | | | | | | | | | | | | | | | | | | |
| <div>396</div> <div>STEVE SAX</div> <div>OF</div> <div>HT: 5'11" WT: 185 BATS: RIGHT THROWS: RIGHT BORN: 1-29-1960, Sacramento, CA</div> <div>1993 CHICAGO WHITE SOX BATTING RECORD</div> <table><tr><td>G</td><td>AB</td><td>R</td><td>H</td><td>2B</td><td>3B</td><td>HR</td><td>RBI</td><td>SB</td><td>SLG</td><td>BB</td><td>SO</td><td>AVG</td></tr><tr><td>57</td><td>119</td><td>20</td><td>28</td><td>5</td><td>0</td><td>1</td><td>8</td><td>7</td><td>.303</td><td>8</td><td>6</td><td>.235</td></tr></table> <div>CARDBOARD BASEBALL RATINGS</div> <table><tr><td>AVG</td><td>H</td><td>2B</td><td>3B</td><td>HR</td><td>RBI</td><td>SB</td></tr><tr><td>.235</td><td>28</td><td>5</td><td>0</td><td>1</td><td>0</td><td>1</td></tr></table> <div>DEFENSE RATING</div> <div>OF: </div> | | | | | | | | | | | | | G | AB | R | H | 2B | 3B | HR | RBI | SB | SLG | BB | SO | AVG | 57 | 119 | 20 | 28 | 5 | 0 | 1 | 8 | 7 | .303 | 8 | 6 | .235 | AVG | H | 2B | 3B | HR | RBI | SB | .235 | 28 | 5 | 0 | 1 | 0 | 1 | <div>400</div> <div>KEVIN SEITZER</div> <div>3B-1B</div> <div>HT: 5'11" WT: 180 BATS: RIGHT THROWS: RIGHT BORN: 3-26-1962, Springfield, IL</div> <div>1993 MILWAUKEE BREWERS BATTING RECORD</div> <table><tr><td>G</td><td>AB</td><td>R</td><td>H</td><td>2B</td><td>3B</td><td>HR</td><td>RBI</td><td>SB</td><td>SLG</td><td>BB</td><td>SO</td><td>AVG</td></tr><tr><td>120</td><td>417</td><td>45</td><td>112</td><td>16</td><td>2</td><td>11</td><td>57</td><td>7</td><td>.396</td><td>44</td><td>48</td><td>.269</td></tr></table> <div>CARDBOARD BASEBALL RATINGS</div> <table><tr><td>AVG</td><td>H</td><td>2B</td><td>3B</td><td>HR</td><td>RBI</td><td>SB</td></tr><tr><td>.269</td><td>112</td><td>16</td><td>2</td><td>11</td><td>5</td><td>1</td></tr></table> <div>DEFENSE RATING</div> <div>3B:   1B:  </div> | | | | | | | | | | | | | G | AB | R | H | 2B | 3B | HR | RBI | SB | SLG | BB | SO | AVG | 120 | 417 | 45 | 112 | 16 | 2 | 11 | 57 | 7 | .396 | 44 | 48 | .269 | AVG | H | 2B | 3B | HR | RBI | SB | .269 | 112 | 16 | 2 | 11 | 5 | 1 |
| G | AB | R | H | 2B | 3B | HR | RBI | SB | SLG | BB | SO | AVG | | | | | | | | | | | | | | | | | | | | | | | | | | | | | | | | | | | | | | | | | | | | | | | | | | | | | | | | | | | | | | | | | | | | | | | | | | | | | | | | | | | | | | | | | | | | | |
| 57 | 119 | 20 | 28 | 5 | 0 | 1 | 8 | 7 | .303 | 8 | 6 | .235 | | | | | | | | | | | | | | | | | | | | | | | | | | | | | | | | | | | | | | | | | | | | | | | | | | | | | | | | | | | | | | | | | | | | | | | | | | | | | | | | | | | | | | | | | | | | | |
| AVG | H | 2B | 3B | HR | RBI | SB | | | | | | | | | | | | | | | | | | | | | | | | | | | | | | | | | | | | | | | | | | | | | | | | | | | | | | | | | | | | | | | | | | | | | | | | | | | | | | | | | | | | | | | | | | | | | | | | | | | |
| .235 | 28 | 5 | 0 | 1 | 0 | 1 | | | | | | | | | | | | | | | | | | | | | | | | | | | | | | | | | | | | | | | | | | | | | | | | | | | | | | | | | | | | | | | | | | | | | | | | | | | | | | | | | | | | | | | | | | | | | | | | | | | |
| G | AB | R | H | 2B | 3B | HR | RBI | SB | SLG | BB | SO | AVG | | | | | | | | | | | | | | | | | | | | | | | | | | | | | | | | | | | | | | | | | | | | | | | | | | | | | | | | | | | | | | | | | | | | | | | | | | | | | | | | | | | | | | | | | | | | | |
| 120 | 417 | 45 | 112 | 16 | 2 | 11 | 57 | 7 | .396 | 44 | 48 | .269 | | | | | | | | | | | | | | | | | | | | | | | | | | | | | | | | | | | | | | | | | | | | | | | | | | | | | | | | | | | | | | | | | | | | | | | | | | | | | | | | | | | | | | | | | | | | | |
| AVG | H | 2B | 3B | HR | RBI | SB | | | | | | | | | | | | | | | | | | | | | | | | | | | | | | | | | | | | | | | | | | | | | | | | | | | | | | | | | | | | | | | | | | | | | | | | | | | | | | | | | | | | | | | | | | | | | | | | | | | |
| .269 | 112 | 16 | 2 | 11 | 5 | 1 | | | | | | | | | | | | | | | | | | | | | | | | | | | | | | | | | | | | | | | | | | | | | | | | | | | | | | | | | | | | | | | | | | | | | | | | | | | | | | | | | | | | | | | | | | | | | | | | | | | |
















| | | | | | | | | | | | | | | | | | | | | | | | | | | | |
|--|-----|----|----|----|----|----|-----|----|------|----|----|------|------|---|----|-----|----|----|----|-----|----|------|----|----|------|--|----|
| 401 | | | | | | | | | | | | | C | 405 | | | | | | | | | | | | | 3B |
| SCOTT SERVAIS | | | | | | | | | | | | | | GARY SHEFFIELD | | | | | | | | | | | | | |
| HT: 6'2" WT: 195 BATS: RIGHT THROWS: RIGHT BORN: 6-4-1967, LaCrosse, WI | | | | | | | | | | | | | | HT: 5'11" WT: 190 BATS: RIGHT THROWS: RIGHT BORN: 11-18-1968, Tampa, FL | | | | | | | | | | | | | |
| 1993 HOUSTON ASTROS BATTING RECORD | | | | | | | | | | | | | | 1993 FLORIDA MARLINS BATTING RECORD | | | | | | | | | | | | | |
| G | AB | R | H | 2B | 3B | HR | RBI | SB | SLG | BB | SO | AVG | G | AB | R | H | 2B | 3B | HR | RBI | SB | SLG | BB | SO | AVG | | |
| 85 | 258 | 24 | 63 | 11 | 0 | 11 | 32 | 0 | .415 | 22 | 45 | .244 | 140 | 494 | 67 | 145 | 20 | 5 | 20 | 73 | 17 | .476 | 47 | 64 | .294 | | |
| CARDBOARD BASEBALL RATINGS | | | | | | | | | | | | | | CARDBOARD BASEBALL RATINGS | | | | | | | | | | | | | |
| AVG | H | | 2B | | 3B | | HR | | RBI | | SB | | AVG | H | | 2B | | 3B | | HR | | RBI | | SB | | | |
| .244 | 63 | | 11 | | 0 | | 11 | | 3 | | 1 | | .294 | 145 | | 20 | | 5 | | 20 | | 7 | | 2 | | | |
| DEFENSE RATING | | | | | | | | | | | | | | DEFENSE RATING | | | | | | | | | | | | | |
| | | | | | | | | | | | | | | 3B:   | | | | | | | | | | | | | |


| | | | | | | | | | | | | | | | | | | | | | | | | | | | |
|---|----|----|----|----|----|----|-----|----|------|----|----|------|-------|--|---|----|----|----|----|-----|----|------|----|----|------|--|----|
| 402 | | | | | | | | | | | | | 2B-3B | 406 | | | | | | | | | | | | | OF |
| MIKE SHARPERSON | | | | | | | | | | | | | | DARRELL SHERMAN | | | | | | | | | | | | | |
| HT: 6'3" WT: 190 BATS: RIGHT THROWS: RIGHT BORN: 10-4-1961, Orangeburg, SC | | | | | | | | | | | | | | HT: 5'9" WT: 160 BATS: LEFT THROWS: LEFT BORN: 12-4-1967, Los Angeles, CA | | | | | | | | | | | | | |
| 1993 LOS ANGELES DODGERS BATTING RECORD | | | | | | | | | | | | | | 1993 SAN DIEGO PADRES BATTING RECORD | | | | | | | | | | | | | |
| G | AB | R | H | 2B | 3B | HR | RBI | SB | SLG | BB | SO | AVG | G | AB | R | H | 2B | 3B | HR | RBI | SB | SLG | BB | SO | AVG | | |
| 73 | 90 | 13 | 23 | 4 | 0 | 2 | 10 | 2 | .367 | 5 | 17 | .256 | 37 | 63 | 8 | 14 | 1 | 0 | 0 | 2 | 2 | .238 | 6 | 8 | .222 | | |
| CARDBOARD BASEBALL RATINGS | | | | | | | | | | | | | | CARDBOARD BASEBALL RATINGS | | | | | | | | | | | | | |
| AVG | H | | 2B | | 3B | | HR | | RBI | | SB | | AVG | H | | 2B | | 3B | | HR | | RBI | | SB | | | |
| .256 | 23 | | 4 | | 0 | | 2 | | 1 | | 1 | | .222 | 14 | | 1 | | 0 | | 0 | | 0 | | 1 | | | |
| DEFENSE RATING | | | | | | | | | | | | | | DEFENSE RATING | | | | | | | | | | | | | |
| 2B:    | | | | | | | | | | | | | | OF:    | | | | | | | | | | | | | |


| | | | | | | | | | | | | | | | | | | | | | | | | | | | | | |
|---|----|---|----|----|----|----|-----|----|------|----|----|------|-------|---|---|----|----|----|----|-----|----|------|----|----|------|--|-------|---|--|
| 403 | | | | | | | | | | | | | SS-2B | 407 | | | | | | | | | | | | | 3B-2B | | |
| JON SHAVE | | | | | | | | | | | | | | TOMMY SHIELDS | | | | | | | | | | | | | | | |
| HT: 6'0" WT: 185 BATS: RIGHT THROWS: RIGHT BORN: 11-4-1967, Waycross, GA | | | | | | | | | | | | | | HT: 6'0" WT: 180 BATS: LEFT THROWS: RIGHT BORN: 8-14-1964, Fairfax, VA | | | | | | | | | | | | | | | |
| 1993 TEXAS RANGERS BATTING RECORD | | | | | | | | | | | | | | 1993 CHICAGO CUBS BATTING RECORD | | | | | | | | | | | | | | | |
| G | AB | R | H | 2B | 3B | HR | RBI | SB | SLG | BB | SO | AVG | G | AB | R | H | 2B | 3B | HR | RBI | SB | SLG | BB | SO | AVG | | | | |
| 17 | 47 | 3 | 15 | 2 | 0 | 0 | 7 | 1 | .362 | 0 | 8 | .319 | 20 | 34 | 4 | 6 | 1 | 0 | 0 | 1 | 0 | .206 | 2 | 10 | .176 | | | | |
| CARDBOARD BASEBALL RATINGS | | | | | | | | | | | | | | CARDBOARD BASEBALL RATINGS | | | | | | | | | | | | | | | |
| AVG | H | | 2B | | 3B | | HR | | RBI | | SB | | AVG | H | | 2B | | 3B | | HR | | RBI | | SB | | | | | |
| .319 | 15 | | 2 | | 0 | | 0 | | 0 | | 1 | | .176 | 6 | | 1 | | 0 | | 0 | | 0 | | 1 | | | | | |
| DEFENSE RATING | | | | | | | | | | | | | | DEFENSE RATING | | | | | | | | | | | | | | | |
| SS:   | | | | | | | | | | | | | | 3B:   | | | | | | | | | | | | | | 2B:    | |






| | | | | | | | | | | | | | | | | | | | | | | | | | | | | | | | |
|---|-----|----|----|----|----|----|-----|----|------|----|----|------|------|---|----|----|----|----|----|-----|----|------|----|----|------|--|----------|---|--|---|--|
| 404 | | | | | | | | | | | | | C-1B | 408 | | | | | | | | | | | | | SS-3B-2B | | | | |
| DANNY SHEAFFER | | | | | | | | | | | | | | CRAIG SHIPLEY | | | | | | | | | | | | | | | | | |
| HT: 6'0" WT: 185 BATS: RIGHT THROWS: RIGHT BORN: 8-2-1961, Jacksonville, FL | | | | | | | | | | | | | | HT: 6'1" WT: 175 BATS: RIGHT THROWS: RIGHT BORN: 1-7-1963, Parramatta, Australia | | | | | | | | | | | | | | | | | |
| 1993 COLORADO ROCKIES BATTING RECORD | | | | | | | | | | | | | | 1993 SAN DIEGO PADRES BATTING RECORD | | | | | | | | | | | | | | | | | |
| G | AB | R | H | 2B | 3B | HR | RBI | SB | SLG | BB | SO | AVG | G | AB | R | H | 2B | 3B | HR | RBI | SB | SLG | BB | SO | AVG | | | | | | |
| 82 | 216 | 26 | 60 | 9 | 1 | 4 | 32 | 2 | .384 | 8 | 15 | .278 | 105 | 230 | 25 | 54 | 9 | 0 | 4 | 22 | 12 | .326 | 10 | 31 | .235 | | | | | | |
| CARDBOARD BASEBALL RATINGS | | | | | | | | | | | | | | CARDBOARD BASEBALL RATINGS | | | | | | | | | | | | | | | | | |
| AVG | H | | 2B | | 3B | | HR | | RBI | | SB | | AVG | H | | 2B | | 3B | | HR | | RBI | | SB | | | | | | | |
| .278 | 60 | | 9 | | 1 | | 4 | | 3 | | 1 | | .235 | 54 | | 9 | | 0 | | 4 | | 2 | | 1 | | | | | | | |
| DEFENSE RATING | | | | | | | | | | | | | | DEFENSE RATING | | | | | | | | | | | | | | | | | |
| 1B:  | | | | | | | | | | | | | | SS:   | | | | | | | | | | | | | | 3B:   | | 2B:   | |





| | | | | | | | | | | | | | | | | | | | | | | | | | | | | | | | | | | | | | | | | | | | | | | | | | | | | | | | | | | | | | | | | | | | | | | | | | | | | | | | | | | | | | | | | | | | | | | | | | | | | | | | | | |
|---|-----|----|-----|----|-----|----|-----|----|------|----|-----|------|---|----|---|---|----|----|----|-----|----|-----|----|----|-----|-----|-----|----|-----|----|---|----|-----|----|------|----|----|------|-----|---|----|----|----|-----|----|------|-----|----|---|----|----|---|---|--|--|--|--|--|--|--|--|--|--|--|--|---|----|---|---|----|----|----|-----|----|-----|----|----|-----|-----|-----|----|-----|----|---|----|----|----|------|----|-----|------|-----|---|----|----|----|-----|----|------|-----|----|---|----|---|---|
| <div>409</div> <div>RUBEN SIERRA</div> <div>OF</div> <div>HT: 6'1" WT: 175 BATS: BOTH THROWS: RIGHT BORN: 10-6-1965, Rio Piedras, P.R.</div> <div>1993 OAKLAND ATHLETICS BATTING RECORD</div> <table><tr><td>G</td><td>AB</td><td>R</td><td>H</td><td>2B</td><td>3B</td><td>HR</td><td>RBI</td><td>SB</td><td>SLG</td><td>BB</td><td>SO</td><td>AVG</td></tr><tr><td>158</td><td>630</td><td>77</td><td>147</td><td>23</td><td>5</td><td>22</td><td>101</td><td>25</td><td>.390</td><td>52</td><td>97</td><td>.233</td></tr></table> <div>CARDBOARD BASEBALL RATINGS</div> <table><tr><td>AVG</td><td>H</td><td>2B</td><td>3B</td><td>HR</td><td>RBI</td><td>SB</td></tr><tr><td>.233</td><td>147</td><td>23</td><td>5</td><td>22</td><td>10</td><td>3</td></tr></table> <div>DEFENSE RATING</div> <div>OF:  </div> | | | | | | | | | | | | | G | AB | R | H | 2B | 3B | HR | RBI | SB | SLG | BB | SO | AVG | 158 | 630 | 77 | 147 | 23 | 5 | 22 | 101 | 25 | .390 | 52 | 97 | .233 | AVG | H | 2B | 3B | HR | RBI | SB | .233 | 147 | 23 | 5 | 22 | 10 | 3 | <div>413</div> <div>OZZIE SMITH</div> <div>SS</div> <div>HT: 5'11" WT: 150 BATS: BOTH THROWS: RIGHT BORN: 12-26-1954, Mobile, AL</div> <div>1993 ST. LOUIS CARDINALS BATTING RECORD</div> <table><tr><td>G</td><td>AB</td><td>R</td><td>H</td><td>2B</td><td>3B</td><td>HR</td><td>RBI</td><td>SB</td><td>SLG</td><td>BB</td><td>SO</td><td>AVG</td></tr><tr><td>141</td><td>545</td><td>75</td><td>157</td><td>22</td><td>6</td><td>1</td><td>53</td><td>21</td><td>.356</td><td>43</td><td>18</td><td>.288</td></tr></table> <div>CARDBOARD BASEBALL RATINGS</div> <table><tr><td>AVG</td><td>H</td><td>2B</td><td>3B</td><td>HR</td><td>RBI</td><td>SB</td></tr><tr><td>.288</td><td>157</td><td>22</td><td>6</td><td>1</td><td>5</td><td>2</td></tr></table> <div>DEFENSE RATING</div> <div>SS:   </div> | | | | | | | | | | | | | G | AB | R | H | 2B | 3B | HR | RBI | SB | SLG | BB | SO | AVG | 141 | 545 | 75 | 157 | 22 | 6 | 1 | 53 | 21 | .356 | 43 | 18 | .288 | AVG | H | 2B | 3B | HR | RBI | SB | .288 | 157 | 22 | 6 | 1 | 5 | 2 |
| G | AB | R | H | 2B | 3B | HR | RBI | SB | SLG | BB | SO | AVG | | | | | | | | | | | | | | | | | | | | | | | | | | | | | | | | | | | | | | | | | | | | | | | | | | | | | | | | | | | | | | | | | | | | | | | | | | | | | | | | | | | | | | | | | | | | | |
| 158 | 630 | 77 | 147 | 23 | 5 | 22 | 101 | 25 | .390 | 52 | 97 | .233 | | | | | | | | | | | | | | | | | | | | | | | | | | | | | | | | | | | | | | | | | | | | | | | | | | | | | | | | | | | | | | | | | | | | | | | | | | | | | | | | | | | | | | | | | | | | | |
| AVG | H | 2B | 3B | HR | RBI | SB | | | | | | | | | | | | | | | | | | | | | | | | | | | | | | | | | | | | | | | | | | | | | | | | | | | | | | | | | | | | | | | | | | | | | | | | | | | | | | | | | | | | | | | | | | | | | | | | | | | |
| .233 | 147 | 23 | 5 | 22 | 10 | 3 | | | | | | | | | | | | | | | | | | | | | | | | | | | | | | | | | | | | | | | | | | | | | | | | | | | | | | | | | | | | | | | | | | | | | | | | | | | | | | | | | | | | | | | | | | | | | | | | | | | |
| G | AB | R | H | 2B | 3B | HR | RBI | SB | SLG | BB | SO | AVG | | | | | | | | | | | | | | | | | | | | | | | | | | | | | | | | | | | | | | | | | | | | | | | | | | | | | | | | | | | | | | | | | | | | | | | | | | | | | | | | | | | | | | | | | | | | | |
| 141 | 545 | 75 | 157 | 22 | 6 | 1 | 53 | 21 | .356 | 43 | 18 | .288 | | | | | | | | | | | | | | | | | | | | | | | | | | | | | | | | | | | | | | | | | | | | | | | | | | | | | | | | | | | | | | | | | | | | | | | | | | | | | | | | | | | | | | | | | | | | | |
| AVG | H | 2B | 3B | HR | RBI | SB | | | | | | | | | | | | | | | | | | | | | | | | | | | | | | | | | | | | | | | | | | | | | | | | | | | | | | | | | | | | | | | | | | | | | | | | | | | | | | | | | | | | | | | | | | | | | | | | | | | |
| .288 | 157 | 22 | 6 | 1 | 5 | 2 | | | | | | | | | | | | | | | | | | | | | | | | | | | | | | | | | | | | | | | | | | | | | | | | | | | | | | | | | | | | | | | | | | | | | | | | | | | | | | | | | | | | | | | | | | | | | | | | | | | |
| <div>410</div> <div>DON SLAUGHT</div> <div>C</div> <div>HT: 6'1" WT: 190 BATS: RIGHT THROWS: RIGHT BORN: 9-11-1958, Long Beach, CA</div> <div>1993 PITTSBURGH PIRATES BATTING RECORD</div> <table><tr><td>G</td><td>AB</td><td>R</td><td>H</td><td>2B</td><td>3B</td><td>HR</td><td>RBI</td><td>SB</td><td>SLG</td><td>BB</td><td>SO</td><td>AVG</td></tr><tr><td>116</td><td>377</td><td>34</td><td>113</td><td>19</td><td>2</td><td>10</td><td>55</td><td>2</td><td>.440</td><td>29</td><td>56</td><td>.300</td></tr></table> <div>CARDBOARD BASEBALL RATINGS</div> <table><tr><td>AVG</td><td>H</td><td>2B</td><td>3B</td><td>HR</td><td>RBI</td><td>SB</td></tr><tr><td>.300</td><td>113</td><td>19</td><td>2</td><td>10</td><td>5</td><td>1</td></tr></table> <div>DEFENSE RATING</div> | | | | | | | | | | | | | G | AB | R | H | 2B | 3B | HR | RBI | SB | SLG | BB | SO | AVG | 116 | 377 | 34 | 113 | 19 | 2 | 10 | 55 | 2 | .440 | 29 | 56 | .300 | AVG | H | 2B | 3B | HR | RBI | SB | .300 | 113 | 19 | 2 | 10 | 5 | 1 | <div>414</div> <div>J.T. SNOW</div> <div>1B</div> <div>HT: 6'2" WT: 200 BATS: LEFT THROWS: LEFT BORN: 2-26-1968, Long Beach, CA</div> <div>1993 CALIFORNIA ANGELS BATTING RECORD</div> <table><tr><td>G</td><td>AB</td><td>R</td><td>H</td><td>2B</td><td>3B</td><td>HR</td><td>RBI</td><td>SB</td><td>SLG</td><td>BB</td><td>SO</td><td>AVG</td></tr><tr><td>129</td><td>419</td><td>60</td><td>101</td><td>18</td><td>2</td><td>16</td><td>57</td><td>3</td><td>.408</td><td>55</td><td>88</td><td>.241</td></tr></table> <div>CARDBOARD BASEBALL RATINGS</div> <table><tr><td>AVG</td><td>H</td><td>2B</td><td>3B</td><td>HR</td><td>RBI</td><td>SB</td></tr><tr><td>.241</td><td>101</td><td>18</td><td>2</td><td>16</td><td>5</td><td>1</td></tr></table> <div>DEFENSE RATING</div> <div>1B:  </div> | | | | | | | | | | | | | G | AB | R | H | 2B | 3B | HR | RBI | SB | SLG | BB | SO | AVG | 129 | 419 | 60 | 101 | 18 | 2 | 16 | 57 | 3 | .408 | 55 | 88 | .241 | AVG | H | 2B | 3B | HR | RBI | SB | .241 | 101 | 18 | 2 | 16 | 5 | 1 |
| G | AB | R | H | 2B | 3B | HR | RBI | SB | SLG | BB | SO | AVG | | | | | | | | | | | | | | | | | | | | | | | | | | | | | | | | | | | | | | | | | | | | | | | | | | | | | | | | | | | | | | | | | | | | | | | | | | | | | | | | | | | | | | | | | | | | | |
| 116 | 377 | 34 | 113 | 19 | 2 | 10 | 55 | 2 | .440 | 29 | 56 | .300 | | | | | | | | | | | | | | | | | | | | | | | | | | | | | | | | | | | | | | | | | | | | | | | | | | | | | | | | | | | | | | | | | | | | | | | | | | | | | | | | | | | | | | | | | | | | | |
| AVG | H | 2B | 3B | HR | RBI | SB | | | | | | | | | | | | | | | | | | | | | | | | | | | | | | | | | | | | | | | | | | | | | | | | | | | | | | | | | | | | | | | | | | | | | | | | | | | | | | | | | | | | | | | | | | | | | | | | | | | |
| .300 | 113 | 19 | 2 | 10 | 5 | 1 | | | | | | | | | | | | | | | | | | | | | | | | | | | | | | | | | | | | | | | | | | | | | | | | | | | | | | | | | | | | | | | | | | | | | | | | | | | | | | | | | | | | | | | | | | | | | | | | | | | |
| G | AB | R | H | 2B | 3B | HR | RBI | SB | SLG | BB | SO | AVG | | | | | | | | | | | | | | | | | | | | | | | | | | | | | | | | | | | | | | | | | | | | | | | | | | | | | | | | | | | | | | | | | | | | | | | | | | | | | | | | | | | | | | | | | | | | | |
| 129 | 419 | 60 | 101 | 18 | 2 | 16 | 57 | 3 | .408 | 55 | 88 | .241 | | | | | | | | | | | | | | | | | | | | | | | | | | | | | | | | | | | | | | | | | | | | | | | | | | | | | | | | | | | | | | | | | | | | | | | | | | | | | | | | | | | | | | | | | | | | | |
| AVG | H | 2B | 3B | HR | RBI | SB | | | | | | | | | | | | | | | | | | | | | | | | | | | | | | | | | | | | | | | | | | | | | | | | | | | | | | | | | | | | | | | | | | | | | | | | | | | | | | | | | | | | | | | | | | | | | | | | | | | |
| .241 | 101 | 18 | 2 | 16 | 5 | 1 | | | | | | | | | | | | | | | | | | | | | | | | | | | | | | | | | | | | | | | | | | | | | | | | | | | | | | | | | | | | | | | | | | | | | | | | | | | | | | | | | | | | | | | | | | | | | | | | | | | |
| <div>411</div> <div>DWIGHT SMITH</div> <div>OF</div> <div>HT: 5'11" WT: 175 BATS: LEFT THROWS: RIGHT BORN: 11-8-1963, Tallahassee, FL</div> <div>1993 CHICAGO CUBS BATTING RECORD</div> <table><tr><td>G</td><td>AB</td><td>R</td><td>H</td><td>2B</td><td>3B</td><td>HR</td><td>RBI</td><td>SB</td><td>SLG</td><td>BB</td><td>SO</td><td>AVG</td></tr><tr><td>111</td><td>310</td><td>51</td><td>93</td><td>17</td><td>5</td><td>11</td><td>35</td><td>8</td><td>.494</td><td>25</td><td>51</td><td>.300</td></tr></table> <div>CARDBOARD BASEBALL RATINGS</div> <table><tr><td>AVG</td><td>H</td><td>2B</td><td>3B</td><td>HR</td><td>RBI</td><td>SB</td></tr><tr><td>.300</td><td>93</td><td>17</td><td>5</td><td>11</td><td>3</td><td>1</td></tr></table> <div>DEFENSE RATING</div> <div>OF:  </div> | | | | | | | | | | | | | G | AB | R | H | 2B | 3B | HR | RBI | SB | SLG | BB | SO | AVG | 111 | 310 | 51 | 93 | 17 | 5 | 11 | 35 | 8 | .494 | 25 | 51 | .300 | AVG | H | 2B | 3B | HR | RBI | SB | .300 | 93 | 17 | 5 | 11 | 3 | 1 | <div>415</div> <div>CORY SNYDER</div> <div>OF-3B-1B</div> <div>HT: 6'4" WT: 175 BATS: RIGHT THROWS: RIGHT BORN: 11-11-1962, Inglewood, CA</div> <div>1993 LOS ANGELES DODGERS BATTING RECORD</div> <table><tr><td>G</td><td>AB</td><td>R</td><td>H</td><td>2B</td><td>3B</td><td>HR</td><td>RBI</td><td>SB</td><td>SLG</td><td>BB</td><td>SO</td><td>AVG</td></tr><tr><td>143</td><td>516</td><td>61</td><td>137</td><td>33</td><td>1</td><td>11</td><td>56</td><td>4</td><td>.397</td><td>47</td><td>147</td><td>.266</td></tr></table> <div>CARDBOARD BASEBALL RATINGS</div> <table><tr><td>AVG</td><td>H</td><td>2B</td><td>3B</td><td>HR</td><td>RBI</td><td>SB</td></tr><tr><td>.266</td><td>137</td><td>33</td><td>1</td><td>11</td><td>5</td><td>1</td></tr></table> <div>DEFENSE RATING</div> <div>OF:  3B:  1B: </div> | | | | | | | | | | | | | G | AB | R | H | 2B | 3B | HR | RBI | SB | SLG | BB | SO | AVG | 143 | 516 | 61 | 137 | 33 | 1 | 11 | 56 | 4 | .397 | 47 | 147 | .266 | AVG | H | 2B | 3B | HR | RBI | SB | .266 | 137 | 33 | 1 | 11 | 5 | 1 |
| G | AB | R | H | 2B | 3B | HR | RBI | SB | SLG | BB | SO | AVG | | | | | | | | | | | | | | | | | | | | | | | | | | | | | | | | | | | | | | | | | | | | | | | | | | | | | | | | | | | | | | | | | | | | | | | | | | | | | | | | | | | | | | | | | | | | | |
| 111 | 310 | 51 | 93 | 17 | 5 | 11 | 35 | 8 | .494 | 25 | 51 | .300 | | | | | | | | | | | | | | | | | | | | | | | | | | | | | | | | | | | | | | | | | | | | | | | | | | | | | | | | | | | | | | | | | | | | | | | | | | | | | | | | | | | | | | | | | | | | | |
| AVG | H | 2B | 3B | HR | RBI | SB | | | | | | | | | | | | | | | | | | | | | | | | | | | | | | | | | | | | | | | | | | | | | | | | | | | | | | | | | | | | | | | | | | | | | | | | | | | | | | | | | | | | | | | | | | | | | | | | | | | |
| .300 | 93 | 17 | 5 | 11 | 3 | 1 | | | | | | | | | | | | | | | | | | | | | | | | | | | | | | | | | | | | | | | | | | | | | | | | | | | | | | | | | | | | | | | | | | | | | | | | | | | | | | | | | | | | | | | | | | | | | | | | | | | |
| G | AB | R | H | 2B | 3B | HR | RBI | SB | SLG | BB | SO | AVG | | | | | | | | | | | | | | | | | | | | | | | | | | | | | | | | | | | | | | | | | | | | | | | | | | | | | | | | | | | | | | | | | | | | | | | | | | | | | | | | | | | | | | | | | | | | | |
| 143 | 516 | 61 | 137 | 33 | 1 | 11 | 56 | 4 | .397 | 47 | 147 | .266 | | | | | | | | | | | | | | | | | | | | | | | | | | | | | | | | | | | | | | | | | | | | | | | | | | | | | | | | | | | | | | | | | | | | | | | | | | | | | | | | | | | | | | | | | | | | | |
| AVG | H | 2B | 3B | HR | RBI | SB | | | | | | | | | | | | | | | | | | | | | | | | | | | | | | | | | | | | | | | | | | | | | | | | | | | | | | | | | | | | | | | | | | | | | | | | | | | | | | | | | | | | | | | | | | | | | | | | | | | |
| .266 | 137 | 33 | 1 | 11 | 5 | 1 | | | | | | | | | | | | | | | | | | | | | | | | | | | | | | | | | | | | | | | | | | | | | | | | | | | | | | | | | | | | | | | | | | | | | | | | | | | | | | | | | | | | | | | | | | | | | | | | | | | |
| <div>412</div> <div>LONNIE SMITH</div> <div>OF</div> <div>HT: 5'9" WT: 170 BATS: RIGHT THROWS: RIGHT BORN: 12-22-1955, Chicago, IL</div> <div>1993 BALTIMORE ORIOLES BATTING RECORD</div> <table><tr><td>G</td><td>AB</td><td>R</td><td>H</td><td>2B</td><td>3B</td><td>HR</td><td>RBI</td><td>SB</td><td>SLG</td><td>BB</td><td>SO</td><td>AVG</td></tr><tr><td>103</td><td>223</td><td>43</td><td>62</td><td>6</td><td>4</td><td>8</td><td>27</td><td>9</td><td>.448</td><td>51</td><td>52</td><td>.278</td></tr></table> <div>CARDBOARD BASEBALL RATINGS</div> <table><tr><td>AVG</td><td>H</td><td>2B</td><td>3B</td><td>HR</td><td>RBI</td><td>SB</td></tr><tr><td>.278</td><td>62</td><td>6</td><td>4</td><td>8</td><td>2</td><td>1</td></tr></table> <div>DEFENSE RATING</div> <div>OF:  </div> | | | | | | | | | | | | | G | AB | R | H | 2B | 3B | HR | RBI | SB | SLG | BB | SO | AVG | 103 | 223 | 43 | 62 | 6 | 4 | 8 | 27 | 9 | .448 | 51 | 52 | .278 | AVG | H | 2B | 3B | HR | RBI | SB | .278 | 62 | 6 | 4 | 8 | 2 | 1 | <div>416</div> <div>LUIS SOJO</div> <div>SS-2B</div> <div>HT: 5'11" WT: 172 BATS: RIGHT THROWS: RIGHT BORN: 1-3-1965, Caracas, Venezuela</div> <div>1993 TORONTO BLUE JAYS BATTING RECORD</div> <table><tr><td>G</td><td>AB</td><td>R</td><td>H</td><td>2B</td><td>3B</td><td>HR</td><td>RBI</td><td>SB</td><td>SLG</td><td>BB</td><td>SO</td><td>AVG</td></tr><tr><td>19</td><td>47</td><td>5</td><td>8</td><td>2</td><td>0</td><td>0</td><td>6</td><td>0</td><td>.213</td><td>4</td><td>2</td><td>.170</td></tr></table> <div>CARDBOARD BASEBALL RATINGS</div> <table><tr><td>AVG</td><td>H</td><td>2B</td><td>3B</td><td>HR</td><td>RBI</td><td>SB</td></tr><tr><td>.170</td><td>8</td><td>2</td><td>0</td><td>0</td><td>0</td><td>1</td></tr></table> <div>DEFENSE RATING</div> <div>SS:   2B:  </div> | | | | | | | | | | | | | G | AB | R | H | 2B | 3B | HR | RBI | SB | SLG | BB | SO | AVG | 19 | 47 | 5 | 8 | 2 | 0 | 0 | 6 | 0 | .213 | 4 | 2 | .170 | AVG | H | 2B | 3B | HR | RBI | SB | .170 | 8 | 2 | 0 | 0 | 0 | 1 |
| G | AB | R | H | 2B | 3B | HR | RBI | SB | SLG | BB | SO | AVG | | | | | | | | | | | | | | | | | | | | | | | | | | | | | | | | | | | | | | | | | | | | | | | | | | | | | | | | | | | | | | | | | | | | | | | | | | | | | | | | | | | | | | | | | | | | | |
| 103 | 223 | 43 | 62 | 6 | 4 | 8 | 27 | 9 | .448 | 51 | 52 | .278 | | | | | | | | | | | | | | | | | | | | | | | | | | | | | | | | | | | | | | | | | | | | | | | | | | | | | | | | | | | | | | | | | | | | | | | | | | | | | | | | | | | | | | | | | | | | | |
| AVG | H | 2B | 3B | HR | RBI | SB | | | | | | | | | | | | | | | | | | | | | | | | | | | | | | | | | | | | | | | | | | | | | | | | | | | | | | | | | | | | | | | | | | | | | | | | | | | | | | | | | | | | | | | | | | | | | | | | | | | |
| .278 | 62 | 6 | 4 | 8 | 2 | 1 | | | | | | | | | | | | | | | | | | | | | | | | | | | | | | | | | | | | | | | | | | | | | | | | | | | | | | | | | | | | | | | | | | | | | | | | | | | | | | | | | | | | | | | | | | | | | | | | | | | |
| G | AB | R | H | 2B | 3B | HR | RBI | SB | SLG | BB | SO | AVG | | | | | | | | | | | | | | | | | | | | | | | | | | | | | | | | | | | | | | | | | | | | | | | | | | | | | | | | | | | | | | | | | | | | | | | | | | | | | | | | | | | | | | | | | | | | | |
| 19 | 47 | 5 | 8 | 2 | 0 | 0 | 6 | 0 | .213 | 4 | 2 | .170 | | | | | | | | | | | | | | | | | | | | | | | | | | | | | | | | | | | | | | | | | | | | | | | | | | | | | | | | | | | | | | | | | | | | | | | | | | | | | | | | | | | | | | | | | | | | | |
| AVG | H | 2B | 3B | HR | RBI | SB | | | | | | | | | | | | | | | | | | | | | | | | | | | | | | | | | | | | | | | | | | | | | | | | | | | | | | | | | | | | | | | | | | | | | | | | | | | | | | | | | | | | | | | | | | | | | | | | | | | |
| .170 | 8 | 2 | 0 | 0 | 0 | 1 | | | | | | | | | | | | | | | | | | | | | | | | | | | | | | | | | | | | | | | | | | | | | | | | | | | | | | | | | | | | | | | | | | | | | | | | | | | | | | | | | | | | | | | | | | | | | | | | | | | |



| <div>417</div> <div>PAUL SORRENTO</div> <div>1B</div> <div>HT: 6'2" WT: 195 BATS: LEFT THROWS: RIGHT</div> <div>BORN: 11-17-1965, Somerville, MA</div> <div>1993 CLEVELAND INDIANS BATTING RECORD</div> <table><tr><th>G</th><th>AB</th><th>R</th><th>H</th><th>2B</th><th>3B</th><th>HR</th><th>RBI</th><th>SB</th><th>SLG</th><th>BB</th><th>SO</th><th>AVG</th></tr><tr><td>148</td><td>463</td><td>75</td><td>119</td><td>26</td><td>1</td><td>18</td><td>65</td><td>3</td><td>.434</td><td>58</td><td>121</td><td>.257</td></tr></table> <div>CARDBOARD BASEBALL RATINGS</div> <table><tr><th>AVG</th><th>H</th><th>2B</th><th>3B</th><th>HR</th><th>RBI</th><th>SB</th></tr><tr><td>.257</td><td>119</td><td>26</td><td>1</td><td>18</td><td>6</td><td>1</td></tr></table> <div>DEFENSE RATING</div> <div>1B:  </div> | | | | | | | | | | | | | G | AB | R | H | 2B | 3B | HR | RBI | SB | SLG | BB | SO | AVG | 148 | 463 | 75 | 119 | 26 | 1 | 18 | 65 | 3 | .434 | 58 | 121 | .257 | AVG | H | 2B | 3B | HR | RBI | SB | .257 | 119 | 26 | 1 | 18 | 6 | 1 | <div>421</div> <div>ED SPRAGUE</div> <div>3B</div> <div>HT: 6'2" WT: 215 BATS: RIGHT THROWS: RIGHT</div> <div>BORN: 7-25-1967, Castro Valley, CA</div> <div>1993 TORONTO BLUE JAYS BATTING RECORD</div> <table><tr><th>G</th><th>AB</th><th>R</th><th>H</th><th>2B</th><th>3B</th><th>HR</th><th>RBI</th><th>SB</th><th>SLG</th><th>BB</th><th>SO</th><th>AVG</th></tr><tr><td>150</td><td>546</td><td>50</td><td>142</td><td>31</td><td>1</td><td>12</td><td>73</td><td>1</td><td>.386</td><td>32</td><td>85</td><td>.260</td></tr></table> <div>CARDBOARD BASEBALL RATINGS</div> <table><tr><th>AVG</th><th>H</th><th>2B</th><th>3B</th><th>HR</th><th>RBI</th><th>SB</th></tr><tr><td>.260</td><td>142</td><td>31</td><td>1</td><td>12</td><td>7</td><td>1</td></tr></table> <div>DEFENSE RATING</div> <div>3B:  </div> | | | | | | | | | | | | | G | AB | R | H | 2B | 3B | HR | RBI | SB | SLG | BB | SO | AVG | 150 | 546 | 50 | 142 | 31 | 1 | 12 | 73 | 1 | .386 | 32 | 85 | .260 | AVG | H | 2B | 3B | HR | RBI | SB | .260 | 142 | 31 | 1 | 12 | 7 | 1 |
|---|-----|----|-----|----|-----|----|-----|----|------|----|-----|------|---|----|---|---|----|----|----|-----|----|-----|----|----|-----|-----|-----|----|-----|----|---|----|----|----|------|----|-----|------|-----|---|----|----|----|-----|----|------|-----|----|---|----|---|---|--|--|--|--|--|--|--|--|--|--|--|--|--|---|----|---|---|----|----|----|-----|----|-----|----|----|-----|-----|-----|----|-----|----|---|----|----|---|------|----|----|------|-----|---|----|----|----|-----|----|------|-----|----|---|----|---|---|
| G | AB | R | H | 2B | 3B | HR | RBI | SB | SLG | BB | SO | AVG | | | | | | | | | | | | | | | | | | | | | | | | | | | | | | | | | | | | | | | | | | | | | | | | | | | | | | | | | | | | | | | | | | | | | | | | | | | | | | | | | | | | | | | | | | | | | |
| 148 | 463 | 75 | 119 | 26 | 1 | 18 | 65 | 3 | .434 | 58 | 121 | .257 | | | | | | | | | | | | | | | | | | | | | | | | | | | | | | | | | | | | | | | | | | | | | | | | | | | | | | | | | | | | | | | | | | | | | | | | | | | | | | | | | | | | | | | | | | | | | |
| AVG | H | 2B | 3B | HR | RBI | SB | | | | | | | | | | | | | | | | | | | | | | | | | | | | | | | | | | | | | | | | | | | | | | | | | | | | | | | | | | | | | | | | | | | | | | | | | | | | | | | | | | | | | | | | | | | | | | | | | | | |
| .257 | 119 | 26 | 1 | 18 | 6 | 1 | | | | | | | | | | | | | | | | | | | | | | | | | | | | | | | | | | | | | | | | | | | | | | | | | | | | | | | | | | | | | | | | | | | | | | | | | | | | | | | | | | | | | | | | | | | | | | | | | | | |
| G | AB | R | H | 2B | 3B | HR | RBI | SB | SLG | BB | SO | AVG | | | | | | | | | | | | | | | | | | | | | | | | | | | | | | | | | | | | | | | | | | | | | | | | | | | | | | | | | | | | | | | | | | | | | | | | | | | | | | | | | | | | | | | | | | | | | |
| 150 | 546 | 50 | 142 | 31 | 1 | 12 | 73 | 1 | .386 | 32 | 85 | .260 | | | | | | | | | | | | | | | | | | | | | | | | | | | | | | | | | | | | | | | | | | | | | | | | | | | | | | | | | | | | | | | | | | | | | | | | | | | | | | | | | | | | | | | | | | | | | |
| AVG | H | 2B | 3B | HR | RBI | SB | | | | | | | | | | | | | | | | | | | | | | | | | | | | | | | | | | | | | | | | | | | | | | | | | | | | | | | | | | | | | | | | | | | | | | | | | | | | | | | | | | | | | | | | | | | | | | | | | | | |
| .260 | 142 | 31 | 1 | 12 | 7 | 1 | | | | | | | | | | | | | | | | | | | | | | | | | | | | | | | | | | | | | | | | | | | | | | | | | | | | | | | | | | | | | | | | | | | | | | | | | | | | | | | | | | | | | | | | | | | | | | | | | | | |
| <div>418</div> <div>SAMMY SOSA</div> <div>OF</div> <div>HT: 6'0" WT: 165 BATS: RIGHT THROWS: RIGHT</div> <div>BORN: 11-12-1968, San Pedro de Macoris, D.R.</div> <div>1993 CHICAGO CUBS BATTING RECORD</div> <table><tr><th>G</th><th>AB</th><th>R</th><th>H</th><th>2B</th><th>3B</th><th>HR</th><th>RBI</th><th>SB</th><th>SLG</th><th>BB</th><th>SO</th><th>AVG</th></tr><tr><td>159</td><td>598</td><td>92</td><td>156</td><td>25</td><td>5</td><td>33</td><td>93</td><td>36</td><td>.485</td><td>38</td><td>135</td><td>.261</td></tr></table> <div>CARDBOARD BASEBALL RATINGS</div> <table><tr><th>AVG</th><th>H</th><th>2B</th><th>3B</th><th>HR</th><th>RBI</th><th>SB</th></tr><tr><td>.261</td><td>156</td><td>25</td><td>5</td><td>33</td><td>9</td><td>4</td></tr></table> <div>DEFENSE RATING</div> <div>OF:  </div> | | | | | | | | | | | | | G | AB | R | H | 2B | 3B | HR | RBI | SB | SLG | BB | SO | AVG | 159 | 598 | 92 | 156 | 25 | 5 | 33 | 93 | 36 | .485 | 38 | 135 | .261 | AVG | H | 2B | 3B | HR | RBI | SB | .261 | 156 | 25 | 5 | 33 | 9 | 4 | <div>422</div> <div>SCOTT STAHOVIAK</div> <div>3B</div> <div>HT: 6'5" WT: 210 BATS: LEFT THROWS: RIGHT</div> <div>BORN: 3-6-1970, Waukegan, IL</div> <div>1993 MINNESOTA TWINS BATTING RECORD</div> <table><tr><th>G</th><th>AB</th><th>R</th><th>H</th><th>2B</th><th>3B</th><th>HR</th><th>RBI</th><th>SB</th><th>SLG</th><th>BB</th><th>SO</th><th>AVG</th></tr><tr><td>20</td><td>57</td><td>1</td><td>11</td><td>4</td><td>0</td><td>0</td><td>1</td><td>0</td><td>.263</td><td>3</td><td>22</td><td>.193</td></tr></table> <div>CARDBOARD BASEBALL RATINGS</div> <table><tr><th>AVG</th><th>H</th><th>2B</th><th>3B</th><th>HR</th><th>RBI</th><th>SB</th></tr><tr><td>.193</td><td>11</td><td>4</td><td>0</td><td>0</td><td>0</td><td>1</td></tr></table> <div>DEFENSE RATING</div> <div>3B:   </div> | | | | | | | | | | | | | G | AB | R | H | 2B | 3B | HR | RBI | SB | SLG | BB | SO | AVG | 20 | 57 | 1 | 11 | 4 | 0 | 0 | 1 | 0 | .263 | 3 | 22 | .193 | AVG | H | 2B | 3B | HR | RBI | SB | .193 | 11 | 4 | 0 | 0 | 0 | 1 |
| G | AB | R | H | 2B | 3B | HR | RBI | SB | SLG | BB | SO | AVG | | | | | | | | | | | | | | | | | | | | | | | | | | | | | | | | | | | | | | | | | | | | | | | | | | | | | | | | | | | | | | | | | | | | | | | | | | | | | | | | | | | | | | | | | | | | | |
| 159 | 598 | 92 | 156 | 25 | 5 | 33 | 93 | 36 | .485 | 38 | 135 | .261 | | | | | | | | | | | | | | | | | | | | | | | | | | | | | | | | | | | | | | | | | | | | | | | | | | | | | | | | | | | | | | | | | | | | | | | | | | | | | | | | | | | | | | | | | | | | | |
| AVG | H | 2B | 3B | HR | RBI | SB | | | | | | | | | | | | | | | | | | | | | | | | | | | | | | | | | | | | | | | | | | | | | | | | | | | | | | | | | | | | | | | | | | | | | | | | | | | | | | | | | | | | | | | | | | | | | | | | | | | |
| .261 | 156 | 25 | 5 | 33 | 9 | 4 | | | | | | | | | | | | | | | | | | | | | | | | | | | | | | | | | | | | | | | | | | | | | | | | | | | | | | | | | | | | | | | | | | | | | | | | | | | | | | | | | | | | | | | | | | | | | | | | | | | |
| G | AB | R | H | 2B | 3B | HR | RBI | SB | SLG | BB | SO | AVG | | | | | | | | | | | | | | | | | | | | | | | | | | | | | | | | | | | | | | | | | | | | | | | | | | | | | | | | | | | | | | | | | | | | | | | | | | | | | | | | | | | | | | | | | | | | | |
| 20 | 57 | 1 | 11 | 4 | 0 | 0 | 1 | 0 | .263 | 3 | 22 | .193 | | | | | | | | | | | | | | | | | | | | | | | | | | | | | | | | | | | | | | | | | | | | | | | | | | | | | | | | | | | | | | | | | | | | | | | | | | | | | | | | | | | | | | | | | | | | | |
| AVG | H | 2B | 3B | HR | RBI | SB | | | | | | | | | | | | | | | | | | | | | | | | | | | | | | | | | | | | | | | | | | | | | | | | | | | | | | | | | | | | | | | | | | | | | | | | | | | | | | | | | | | | | | | | | | | | | | | | | | | |
| .193 | 11 | 4 | 0 | 0 | 0 | 1 | | | | | | | | | | | | | | | | | | | | | | | | | | | | | | | | | | | | | | | | | | | | | | | | | | | | | | | | | | | | | | | | | | | | | | | | | | | | | | | | | | | | | | | | | | | | | | | | | | | |
| <div>419</div> <div>TIM SPEHR</div> <div>C</div> <div>HT: 6'2" WT: 205 BATS: RIGHT THROWS: RIGHT</div> <div>BORN: 7-2-1966, Excelsior Springs, MO</div> <div>1993 MONTREAL EXPOS BATTING RECORD</div> <table><tr><th>G</th><th>AB</th><th>R</th><th>H</th><th>2B</th><th>3B</th><th>HR</th><th>RBI</th><th>SB</th><th>SLG</th><th>BB</th><th>SO</th><th>AVG</th></tr><tr><td>53</td><td>87</td><td>14</td><td>20</td><td>6</td><td>0</td><td>2</td><td>10</td><td>2</td><td>.368</td><td>6</td><td>20</td><td>.230</td></tr></table> <div>CARDBOARD BASEBALL RATINGS</div> <table><tr><th>AVG</th><th>H</th><th>2B</th><th>3B</th><th>HR</th><th>RBI</th><th>SB</th></tr><tr><td>.230</td><td>20</td><td>6</td><td>0</td><td>2</td><td>1</td><td>1</td></tr></table> <div>DEFENSE RATING</div> | | | | | | | | | | | | | G | AB | R | H | 2B | 3B | HR | RBI | SB | SLG | BB | SO | AVG | 53 | 87 | 14 | 20 | 6 | 0 | 2 | 10 | 2 | .368 | 6 | 20 | .230 | AVG | H | 2B | 3B | HR | RBI | SB | .230 | 20 | 6 | 0 | 2 | 1 | 1 | <div>423</div> <div>MIKE STANLEY</div> <div>C</div> <div>HT: 6'1" WT: 185 BATS: RIGHT THROWS: RIGHT</div> <div>BORN: 6-25-1963, Fort Lauderdale, FL</div> <div>1993 NEW YORK YANKEES BATTING RECORD</div> <table><tr><th>G</th><th>AB</th><th>R</th><th>H</th><th>2B</th><th>3B</th><th>HR</th><th>RBI</th><th>SB</th><th>SLG</th><th>BB</th><th>SO</th><th>AVG</th></tr><tr><td>130</td><td>423</td><td>70</td><td>129</td><td>17</td><td>1</td><td>26</td><td>84</td><td>1</td><td>.534</td><td>57</td><td>85</td><td>.305</td></tr></table> <div>CARDBOARD BASEBALL RATINGS</div> <table><tr><th>AVG</th><th>H</th><th>2B</th><th>3B</th><th>HR</th><th>RBI</th><th>SB</th></tr><tr><td>.305</td><td>129</td><td>17</td><td>1</td><td>26</td><td>8</td><td>1</td></tr></table> <div>DEFENSE RATING</div> | | | | | | | | | | | | | G | AB | R | H | 2B | 3B | HR | RBI | SB | SLG | BB | SO | AVG | 130 | 423 | 70 | 129 | 17 | 1 | 26 | 84 | 1 | .534 | 57 | 85 | .305 | AVG | H | 2B | 3B | HR | RBI | SB | .305 | 129 | 17 | 1 | 26 | 8 | 1 |
| G | AB | R | H | 2B | 3B | HR | RBI | SB | SLG | BB | SO | AVG | | | | | | | | | | | | | | | | | | | | | | | | | | | | | | | | | | | | | | | | | | | | | | | | | | | | | | | | | | | | | | | | | | | | | | | | | | | | | | | | | | | | | | | | | | | | | |
| 53 | 87 | 14 | 20 | 6 | 0 | 2 | 10 | 2 | .368 | 6 | 20 | .230 | | | | | | | | | | | | | | | | | | | | | | | | | | | | | | | | | | | | | | | | | | | | | | | | | | | | | | | | | | | | | | | | | | | | | | | | | | | | | | | | | | | | | | | | | | | | | |
| AVG | H | 2B | 3B | HR | RBI | SB | | | | | | | | | | | | | | | | | | | | | | | | | | | | | | | | | | | | | | | | | | | | | | | | | | | | | | | | | | | | | | | | | | | | | | | | | | | | | | | | | | | | | | | | | | | | | | | | | | | |
| .230 | 20 | 6 | 0 | 2 | 1 | 1 | | | | | | | | | | | | | | | | | | | | | | | | | | | | | | | | | | | | | | | | | | | | | | | | | | | | | | | | | | | | | | | | | | | | | | | | | | | | | | | | | | | | | | | | | | | | | | | | | | | |
| G | AB | R | H | 2B | 3B | HR | RBI | SB | SLG | BB | SO | AVG | | | | | | | | | | | | | | | | | | | | | | | | | | | | | | | | | | | | | | | | | | | | | | | | | | | | | | | | | | | | | | | | | | | | | | | | | | | | | | | | | | | | | | | | | | | | | |
| 130 | 423 | 70 | 129 | 17 | 1 | 26 | 84 | 1 | .534 | 57 | 85 | .305 | | | | | | | | | | | | | | | | | | | | | | | | | | | | | | | | | | | | | | | | | | | | | | | | | | | | | | | | | | | | | | | | | | | | | | | | | | | | | | | | | | | | | | | | | | | | | |
| AVG | H | 2B | 3B | HR | RBI | SB | | | | | | | | | | | | | | | | | | | | | | | | | | | | | | | | | | | | | | | | | | | | | | | | | | | | | | | | | | | | | | | | | | | | | | | | | | | | | | | | | | | | | | | | | | | | | | | | | | | |
| .305 | 129 | 17 | 1 | 26 | 8 | 1 | | | | | | | | | | | | | | | | | | | | | | | | | | | | | | | | | | | | | | | | | | | | | | | | | | | | | | | | | | | | | | | | | | | | | | | | | | | | | | | | | | | | | | | | | | | | | | | | | | | |
| <div>420</div> <div>BILL SPIERS</div> <div>2B-OF</div> <div>HT: 6'2" WT: 190 BATS: LEFT THROWS: RIGHT</div> <div>BORN: 6-5-1966, Orangeburg, SC</div> <div>1993 MILWAUKEE BREWERS BATTING RECORD</div> <table><tr><th>G</th><th>AB</th><th>R</th><th>H</th><th>2B</th><th>3B</th><th>HR</th><th>RBI</th><th>SB</th><th>SLG</th><th>BB</th><th>SO</th><th>AVG</th></tr><tr><td>112</td><td>340</td><td>43</td><td>81</td><td>8</td><td>4</td><td>2</td><td>36</td><td>9</td><td>.303</td><td>29</td><td>51</td><td>.238</td></tr></table> <div>CARDBOARD BASEBALL RATINGS</div> <table><tr><th>AVG</th><th>H</th><th>2B</th><th>3B</th><th>HR</th><th>RBI</th><th>SB</th></tr><tr><td>.238</td><td>81</td><td>8</td><td>4</td><td>2</td><td>3</td><td>1</td></tr></table> <div>DEFENSE RATING</div> <div>2B:   OF:  </div> | | | | | | | | | | | | | G | AB | R | H | 2B | 3B | HR | RBI | SB | SLG | BB | SO | AVG | 112 | 340 | 43 | 81 | 8 | 4 | 2 | 36 | 9 | .303 | 29 | 51 | .238 | AVG | H | 2B | 3B | HR | RBI | SB | .238 | 81 | 8 | 4 | 2 | 3 | 1 | <div>424</div> <div>DAVE STATON</div> <div>1B</div> <div>HT: 6'5" WT: 215 BATS: RIGHT THROWS: RIGHT</div> <div>BORN: 4-12-1968, Seattle, WA</div> <div>1993 SAN DIEGO PADRES BATTING RECORD</div> <table><tr><th>G</th><th>AB</th><th>R</th><th>H</th><th>2B</th><th>3B</th><th>HR</th><th>RBI</th><th>SB</th><th>SLG</th><th>BB</th><th>SO</th><th>AVG</th></tr><tr><td>17</td><td>42</td><td>7</td><td>11</td><td>3</td><td>0</td><td>5</td><td>9</td><td>0</td><td>.690</td><td>3</td><td>12</td><td>.262</td></tr></table> <div>CARDBOARD BASEBALL RATINGS</div> <table><tr><th>AVG</th><th>H</th><th>2B</th><th>3B</th><th>HR</th><th>RBI</th><th>SB</th></tr><tr><td>.262</td><td>11</td><td>3</td><td>0</td><td>5</td><td>0</td><td>1</td></tr></table> <div>DEFENSE RATING</div> <div>1B:  </div> | | | | | | | | | | | | | G | AB | R | H | 2B | 3B | HR | RBI | SB | SLG | BB | SO | AVG | 17 | 42 | 7 | 11 | 3 | 0 | 5 | 9 | 0 | .690 | 3 | 12 | .262 | AVG | H | 2B | 3B | HR | RBI | SB | .262 | 11 | 3 | 0 | 5 | 0 | 1 |
| G | AB | R | H | 2B | 3B | HR | RBI | SB | SLG | BB | SO | AVG | | | | | | | | | | | | | | | | | | | | | | | | | | | | | | | | | | | | | | | | | | | | | | | | | | | | | | | | | | | | | | | | | | | | | | | | | | | | | | | | | | | | | | | | | | | | | |
| 112 | 340 | 43 | 81 | 8 | 4 | 2 | 36 | 9 | .303 | 29 | 51 | .238 | | | | | | | | | | | | | | | | | | | | | | | | | | | | | | | | | | | | | | | | | | | | | | | | | | | | | | | | | | | | | | | | | | | | | | | | | | | | | | | | | | | | | | | | | | | | | |
| AVG | H | 2B | 3B | HR | RBI | SB | | | | | | | | | | | | | | | | | | | | | | | | | | | | | | | | | | | | | | | | | | | | | | | | | | | | | | | | | | | | | | | | | | | | | | | | | | | | | | | | | | | | | | | | | | | | | | | | | | | |
| .238 | 81 | 8 | 4 | 2 | 3 | 1 | | | | | | | | | | | | | | | | | | | | | | | | | | | | | | | | | | | | | | | | | | | | | | | | | | | | | | | | | | | | | | | | | | | | | | | | | | | | | | | | | | | | | | | | | | | | | | | | | | | |
| G | AB | R | H | 2B | 3B | HR | RBI | SB | SLG | BB | SO | AVG | | | | | | | | | | | | | | | | | | | | | | | | | | | | | | | | | | | | | | | | | | | | | | | | | | | | | | | | | | | | | | | | | | | | | | | | | | | | | | | | | | | | | | | | | | | | | |
| 17 | 42 | 7 | 11 | 3 | 0 | 5 | 9 | 0 | .690 | 3 | 12 | .262 | | | | | | | | | | | | | | | | | | | | | | | | | | | | | | | | | | | | | | | | | | | | | | | | | | | | | | | | | | | | | | | | | | | | | | | | | | | | | | | | | | | | | | | | | | | | | |
| AVG | H | 2B | 3B | HR | RBI | SB | | | | | | | | | | | | | | | | | | | | | | | | | | | | | | | | | | | | | | | | | | | | | | | | | | | | | | | | | | | | | | | | | | | | | | | | | | | | | | | | | | | | | | | | | | | | | | | | | | | |
| .262 | 11 | 3 | 0 | 5 | 0 | 1 | | | | | | | | | | | | | | | | | | | | | | | | | | | | | | | | | | | | | | | | | | | | | | | | | | | | | | | | | | | | | | | | | | | | | | | | | | | | | | | | | | | | | | | | | | | | | | | | | | | |





| | | | | | | | | | | | | | |
|---|-----------------|----|-----|----|----|----|-----|----|------|-----|----|------|------|
| 425 | TERRY STEINBACH | | | | | | | | | | | | C-1B |
| HT: 6'1" WT: 195 BATS: RIGHT THROWS: RIGHT BORN: 3-2-1962, New Ulm, MN | | | | | | | | | | | | | |
| 1993 OAKLAND ATHLETICS BATTING RECORD | | | | | | | | | | | | | |
| G | AB | R | H | 2B | 3B | HR | RBI | SB | SLG | BB | SO | AVG | |
| 104 | 389 | 47 | 111 | 19 | 1 | 10 | 43 | 3 | .416 | 25 | 65 | .285 | |
| CARDBOARD BASEBALL RATINGS | | | | | | | | | | | | | |
| AVG | H | | | 2B | | 3B | | HR | | RBI | | SB | |
| .285 | 111 | | | 19 | | 1 | | 10 | | 4 | | 1 | |
| DEFENSE RATING | | | | | | | | | | | | | |
| 1B:  | | | | | | | | | | | | | |






| | | | | | | | | | | | | | |
|---|-------------------|----|----|----|----|----|-----|----|------|-----|----|------|----|
| 429 | DARRYL STRAWBERRY | | | | | | | | | | | | OF |
| HT: 6'6" WT: 190 BATS: LEFT THROWS: LEFT BORN: 3-12-1962, Los Angeles, CA | | | | | | | | | | | | | |
| 1993 LOS ANGELES DODGERS BATTING RECORD | | | | | | | | | | | | | |
| G | AB | R | H | 2B | 3B | HR | RBI | SB | SLG | BB | SO | AVG | |
| 32 | 100 | 12 | 14 | 2 | 0 | 5 | 12 | 1 | .310 | 16 | 19 | .140 | |
| CARDBOARD BASEBALL RATINGS | | | | | | | | | | | | | |
| AVG | H | | | 2B | | 3B | | HR | | RBI | | SB | |
| .140 | 14 | | | 2 | | 0 | | 5 | | 1 | | 1 | |
| DEFENSE RATING | | | | | | | | | | | | | |
| OF:  | | | | | | | | | | | | | |

| | | | | | | | | | | | | | |
|---|----------------|----|----|----|----|----|-----|----|------|-----|----|------|-------|
| 426 | KURT STILLWELL | | | | | | | | | | | | SS-2B |
| HT: 5'11" WT: 165 BATS: BOTH THROWS: RIGHT BORN: 6-4-1965, Glendale, CA | | | | | | | | | | | | | |
| 1993 CALIFORNIA ANGELS BATTING RECORD | | | | | | | | | | | | | |
| G | AB | R | H | 2B | 3B | HR | RBI | SB | SLG | BB | SO | AVG | |
| 79 | 182 | 11 | 42 | 6 | 2 | 1 | 14 | 6 | .302 | 15 | 33 | .231 | |
| CARDBOARD BASEBALL RATINGS | | | | | | | | | | | | | |
| AVG | H | | | 2B | | 3B | | HR | | RBI | | SB | |
| .231 | 42 | | | 6 | | 2 | | 1 | | 1 | | 1 | |
| DEFENSE RATING | | | | | | | | | | | | | |
| SS:   2B:    | | | | | | | | | | | | | |




| | | | | | | | | | | | | | |
|---|--------------|----|-----|----|----|----|-----|----|------|-----|----|------|----------|
| 430 | B.J. SURHOFF | | | | | | | | | | | | 3B-OF-1B |
| HT: 6'1" WT: 185 BATS: LEFT THROWS: RIGHT BORN: 8-4-1964, Bronx, NY | | | | | | | | | | | | | |
| 1993 MILWAUKEE BREWERS BATTING RECORD | | | | | | | | | | | | | |
| G | AB | R | H | 2B | 3B | HR | RBI | SB | SLG | BB | SO | AVG | |
| 148 | 552 | 66 | 151 | 38 | 3 | 7 | 79 | 12 | .391 | 36 | 47 | .274 | |
| CARDBOARD BASEBALL RATINGS | | | | | | | | | | | | | |
| AVG | H | | | 2B | | 3B | | HR | | RBI | | SB | |
| .274 | 151 | | | 38 | | 3 | | 7 | | 7 | | 1 | |
| DEFENSE RATING | | | | | | | | | | | | | |
| 3B:   OF:  1B:  | | | | | | | | | | | | | |






| | | | | | | | | | | | | | |
|---|---------------|----|----|----|----|----|-----|----|------|-----|----|------|----|
| 427 | KEVIN STOCKER | | | | | | | | | | | | SS |
| HT: 6'0" WT: 178 BATS: BOTH THROWS: RIGHT BORN: 2-13-1970, Spokane, WA | | | | | | | | | | | | | |
| 1993 PHILADELPHIA PHILLIES BATTING RECORD | | | | | | | | | | | | | |
| G | AB | R | H | 2B | 3B | HR | RBI | SB | SLG | BB | SO | AVG | |
| 70 | 259 | 46 | 84 | 12 | 3 | 2 | 31 | 5 | .417 | 30 | 43 | .324 | |
| CARDBOARD BASEBALL RATINGS | | | | | | | | | | | | | |
| AVG | H | | | 2B | | 3B | | HR | | RBI | | SB | |
| .324 | 84 | | | 12 | | 3 | | 2 | | 3 | | 1 | |
| DEFENSE RATING | | | | | | | | | | | | | |
| SS:   | | | | | | | | | | | | | |




| | | | | | | | | | | | | | |
|--|------------|----|----|----|----|----|-----|----|------|-----|----|------|-------|
| 431 | DALE SVEUM | | | | | | | | | | | | 1B-3B |
| HT: 6'2" WT: 185 BATS: BOTH THROWS: RIGHT BORN: 11-23-1963, Richmond, CA | | | | | | | | | | | | | |
| 1993 OAKLAND ATHLETICS BATTING RECORD | | | | | | | | | | | | | |
| G | AB | R | H | 2B | 3B | HR | RBI | SB | SLG | BB | SO | AVG | |
| 30 | 79 | 12 | 14 | 2 | 1 | 2 | 6 | 0 | .304 | 16 | 21 | .177 | |
| CARDBOARD BASEBALL RATINGS | | | | | | | | | | | | | |
| AVG | H | | | 2B | | 3B | | HR | | RBI | | SB | |
| .177 | 14 | | | 2 | | 1 | | 2 | | 0 | | 1 | |
| DEFENSE RATING | | | | | | | | | | | | | |
| 1B:   3B:   | | | | | | | | | | | | | |


| | | | | | | | | | | | | | |
|---|--------------|----|-----|----|----|----|-----|----|------|-----|----|------|-------|
| 428 | DOUG STRANGE | | | | | | | | | | | | 2B-3B |
| HT: 6'2" WT: 170 BATS: BOTH THROWS: RIGHT BORN: 4-13-1964, Greenville, SC | | | | | | | | | | | | | |
| 1993 TEXAS RANGERS BATTING RECORD | | | | | | | | | | | | | |
| G | AB | R | H | 2B | 3B | HR | RBI | SB | SLG | BB | SO | AVG | |
| 145 | 484 | 58 | 124 | 29 | 0 | 7 | 60 | 6 | .360 | 43 | 69 | .256 | |
| CARDBOARD BASEBALL RATINGS | | | | | | | | | | | | | |
| AVG | H | | | 2B | | 3B | | HR | | RBI | | SB | |
| .256 | 124 | | | 29 | | 0 | | 7 | | 6 | | 1 | |
| DEFENSE RATING | | | | | | | | | | | | | |
| 2B:    3B:   | | | | | | | | | | | | | |
























| | | | | | | | | | | | | | |
|---|--------------|---|----|----|----|----|-----|----|------|-----|----|------|---|
| 432 | JEFF TACKETT | | | | | | | | | | | | C |
| HT: 6'2" WT: 200 BATS: RIGHT THROWS: RIGHT BORN: 12-1-1965, Fresno, CA | | | | | | | | | | | | | |
| 1993 BALTIMORE ORIOLES BATTING RECORD | | | | | | | | | | | | | |
| G | AB | R | H | 2B | 3B | HR | RBI | SB | SLG | BB | SO | AVG | |
| 39 | 87 | 8 | 15 | 3 | 0 | 0 | 9 | 0 | .207 | 13 | 28 | .172 | |
| CARDBOARD BASEBALL RATINGS | | | | | | | | | | | | | |
| AVG | H | | | 2B | | 3B | | HR | | RBI | | SB | |
| .172 | 15 | | | 3 | | 0 | | 0 | | 0 | | 1 | |
| DEFENSE RATING | | | | | | | | | | | | | |

| | | | | | | | | | | | | | | | | | | | | | | | | | |
|---|--------------|----|--|---|------------------|---------|---|----|------|----|----|------|------|-----|----|-----|----|----|----|-----|----|------|-----|-----|------|
| 433 | TONY TARASCO | OF | HT: 6'0" WT: 185 BATS: LEFT THROWS: RIGHT BORN: 12-9-1970, New York, NY | 437 | MICKEY TETTLETON | OF-C-1B | HT: 6'2" WT: 200 BATS: BOTH THROWS: RIGHT BORN: 9-16-1960, Oklahoma City, OK | | | | | | | | | | | | | | | | | | |
| 1993 ATLANTA BRAVES BATTING RECORD | | | | 1993 DETROIT TIGERS BATTING RECORD | | | | | | | | | | | | | | | | | | | | | |
| G | AB | R | H | 2B | 3B | HR | RBI | SB | SLG | BB | SO | AVG | G | AB | R | H | 2B | 3B | HR | RBI | SB | SLG | BB | SO | AVG |
| 24 | 35 | 6 | 8 | 2 | 0 | 0 | 2 | 0 | .286 | 0 | 5 | .229 | 152 | 522 | 79 | 128 | 25 | 4 | 32 | 110 | 3 | .492 | 109 | 139 | .245 |
| CARDBOARD BASEBALL RATINGS | | | | CARDBOARD BASEBALL RATINGS | | | | | | | | | | | | | | | | | | | | | |
| AVG | H | | 2B | | 3B | | HR | | RBI | | SB | | AVG | H | | 2B | | 3B | | HR | | RBI | | SB | |
| .229 | 8 | | 2 | | 0 | | 0 | | 0 | | 1 | | .245 | 128 | | 25 | | 4 | | 32 | | 11 | | 1 | |
| DEFENSE RATING | | | | DEFENSE RATING | | | | | | | | | | | | | | | | | | | | | |
| OF:  | | | | OF:  1B:  | | | | | | | | | | | | | | | | | | | | | |

| | | | | | | | | | | | | | | | | | | | | | | | | | |
|---|-----------------|----|--|---|------------|----------|---|----|------|----|-----|------|------|-----|----|----|----|----|----|-----|----|------|----|----|------|
| 434 | DANNY TARTABULL | OF | HT: 6'1" WT: 185 BATS: RIGHT THROWS: RIGHT BORN: 10-30-1962, San Juan, P.R. | 438 | TIM TEUFEL | 2B-3B-1B | HT: 6'0" WT: 175 BATS: RIGHT THROWS: RIGHT BORN: 7-7-1958, Greenwich, CT | | | | | | | | | | | | | | | | | | |
| 1993 NEW YORK YANKEES BATTING RECORD | | | | 1993 SAN DIEGO PADRES BATTING RECORD | | | | | | | | | | | | | | | | | | | | | |
| G | AB | R | H | 2B | 3B | HR | RBI | SB | SLG | BB | SO | AVG | G | AB | R | H | 2B | 3B | HR | RBI | SB | SLG | BB | SO | AVG |
| 138 | 513 | 87 | 128 | 33 | 2 | 31 | 102 | 0 | .503 | 92 | 156 | .250 | 96 | 200 | 26 | 50 | 11 | 2 | 7 | 31 | 2 | .430 | 27 | 39 | .250 |
| CARDBOARD BASEBALL RATINGS | | | | CARDBOARD BASEBALL RATINGS | | | | | | | | | | | | | | | | | | | | | |
| AVG | H | | 2B | | 3B | | HR | | RBI | | SB | | AVG | H | | 2B | | 3B | | HR | | RBI | | SB | |
| .250 | 128 | | 33 | | 2 | | 31 | | 10 | | 1 | | .250 | 50 | | 11 | | 2 | | 7 | | 3 | | 1 | |
| DEFENSE RATING | | | | DEFENSE RATING | | | | | | | | | | | | | | | | | | | | | |
| OF:  | | | | 2B:   3B:  1B:  | | | | | | | | | | | | | | | | | | | | | |

| | | | | | | | | | | | | | | | | | | | | | | | | | |
|---|-----------|-------|--|---|--------------|----|---|----|------|----|----|------|------|-----|-----|-----|----|----|----|-----|----|------|-----|----|------|
| 435 | JIM TATUM | 1B-3B | HT: 6'2" WT: 200 BATS: RIGHT THROWS: RIGHT BORN: 10-9-1967, Grossmont, CA | 439 | FRANK THOMAS | 1B | HT: 6'5" WT: 240 BATS: RIGHT THROWS: RIGHT BORN: 5-27-1968, Columbus, GA | | | | | | | | | | | | | | | | | | |
| 1993 COLORADO ROCKIES BATTING RECORD | | | | 1993 CHICAGO WHITE SOX BATTING RECORD | | | | | | | | | | | | | | | | | | | | | |
| G | AB | R | H | 2B | 3B | HR | RBI | SB | SLG | BB | SO | AVG | G | AB | R | H | 2B | 3B | HR | RBI | SB | SLG | BB | SO | AVG |
| 92 | 98 | 7 | 20 | 5 | 0 | 1 | 12 | 0 | .286 | 5 | 27 | .204 | 153 | 549 | 106 | 174 | 36 | 0 | 41 | 128 | 4 | .607 | 112 | 54 | .317 |
| CARDBOARD BASEBALL RATINGS | | | | CARDBOARD BASEBALL RATINGS | | | | | | | | | | | | | | | | | | | | | |
| AVG | H | | 2B | | 3B | | HR | | RBI | | SB | | AVG | H | | 2B | | 3B | | HR | | RBI | | SB | |
| .204 | 20 | | 5 | | 0 | | 1 | | 1 | | 1 | | .317 | 174 | | 36 | | 0 | | 41 | | 12 | | 1 | |
| DEFENSE RATING | | | | DEFENSE RATING | | | | | | | | | | | | | | | | | | | | | |
| 1B:  3B:  | | | | 1B:  | | | | | | | | | | | | | | | | | | | | | |

| | | | | | | | | | | | | | | | | | | | | | | | | | |
|------------------------------------|-----------------|----|---|---|-----------|----|--|----|------|----|----|------|------|-----|----|----|----|----|----|-----|----|------|----|----|------|
| 436 | EDDIE TAUBENSEE | C | HT: 6'4" WT: 205 BATS: LEFT THROWS: RIGHT BORN: 10-31-1968, Beeville, TX | 440 | JIM THOME | 3B | HT: 6'3" WT: 250 BATS: LEFT THROWS: RIGHT BORN: 8-27-1970, Peoria, IL | | | | | | | | | | | | | | | | | | |
| 1993 HOUSTON ASTROS BATTING RECORD | | | | 1993 CLEVELAND INDIANS BATTING RECORD | | | | | | | | | | | | | | | | | | | | | |
| G | AB | R | H | 2B | 3B | HR | RBI | SB | SLG | BB | SO | AVG | G | AB | R | H | 2B | 3B | HR | RBI | SB | SLG | BB | SO | AVG |
| 94 | 288 | 26 | 72 | 11 | 1 | 9 | 42 | 1 | .389 | 21 | 44 | .250 | 47 | 154 | 28 | 41 | 11 | 0 | 7 | 22 | 2 | .474 | 29 | 36 | .266 |
| CARDBOARD BASEBALL RATINGS | | | | CARDBOARD BASEBALL RATINGS | | | | | | | | | | | | | | | | | | | | | |
| AVG | H | | 2B | | 3B | | HR | | RBI | | SB | | AVG | H | | 2B | | 3B | | HR | | RBI | | SB | |
| .250 | 72 | | 11 | | 1 | | 9 | | 4 | | 1 | | .266 | 41 | | 11 | | 0 | | 7 | | 2 | | 1 | |
| DEFENSE RATING | | | | DEFENSE RATING | | | | | | | | | | | | | | | | | | | | | |
| | | | | 3B:  | | | | | | | | | | | | | | | | | | | | | |

| <div>441</div> <div>MILT THOMPSON</div> <div>OF</div> <div>HT: 5'11" WT: 170 BATS: LEFT THROWS: RIGHT</div> <div>BORN: 1-5-1959, Washington, DC</div> <div>1993 PHILADELPHIA PHILLIES BATTING RECORD</div> <table><tr><th>G</th><th>AB</th><th>R</th><th>H</th><th>2B</th><th>3B</th><th>HR</th><th>RBI</th><th>SB</th><th>SLG</th><th>BB</th><th>SO</th><th>AVG</th></tr><tr><td>129</td><td>340</td><td>42</td><td>89</td><td>14</td><td>2</td><td>4</td><td>44</td><td>9</td><td>.350</td><td>40</td><td>57</td><td>.262</td></tr></table> <div>CARDBOARD BASEBALL RATINGS</div> <table><tr><th>AVG</th><th>H</th><th>2B</th><th>3B</th><th>HR</th><th>RBI</th><th>SB</th></tr><tr><td>.262</td><td>89</td><td>14</td><td>2</td><td>4</td><td>4</td><td>1</td></tr></table> <div>DEFENSE RATING</div> <div>OF: </div> | | | | | | | | | | | | | G | AB | R | H | 2B | 3B | HR | RBI | SB | SLG | BB | SO | AVG | 129 | 340 | 42 | 89 | 14 | 2 | 4 | 44 | 9 | .350 | 40 | 57 | .262 | AVG | H | 2B | 3B | HR | RBI | SB | .262 | 89 | 14 | 2 | 4 | 4 | 1 | <div>445</div> <div>GARY THURMAN</div> <div>OF</div> <div>HT: 5'10" WT: 170 BATS: RIGHT THROWS: RIGHT</div> <div>BORN: 11-12-1964, Indianapolis, IN</div> <div>1993 DETROIT TIGERS BATTING RECORD</div> <table><tr><th>G</th><th>AB</th><th>R</th><th>H</th><th>2B</th><th>3B</th><th>HR</th><th>RBI</th><th>SB</th><th>SLG</th><th>BB</th><th>SO</th><th>AVG</th></tr><tr><td>75</td><td>89</td><td>22</td><td>19</td><td>2</td><td>2</td><td>0</td><td>13</td><td>7</td><td>.281</td><td>11</td><td>30</td><td>.213</td></tr></table> <div>CARDBOARD BASEBALL RATINGS</div> <table><tr><th>AVG</th><th>H</th><th>2B</th><th>3B</th><th>HR</th><th>RBI</th><th>SB</th></tr><tr><td>.213</td><td>19</td><td>2</td><td>2</td><td>0</td><td>1</td><td>1</td></tr></table> <div>DEFENSE RATING</div> <div>OF: </div> | | | | | | | | | | | | | G | AB | R | H | 2B | 3B | HR | RBI | SB | SLG | BB | SO | AVG | 75 | 89 | 22 | 19 | 2 | 2 | 0 | 13 | 7 | .281 | 11 | 30 | .213 | AVG | H | 2B | 3B | HR | RBI | SB | .213 | 19 | 2 | 2 | 0 | 1 | 1 |
|--|-----|----|-----|----|-----|----|-----|----|------|----|----|------|---|----|---|---|----|----|----|-----|----|-----|----|----|-----|-----|-----|----|-----|----|---|----|----|----|------|----|----|------|-----|---|----|----|----|-----|----|------|-----|----|---|----|---|---|---|--|--|--|--|--|--|--|--|--|--|--|--|---|----|---|---|----|----|----|-----|----|-----|----|----|-----|-----|-----|----|-----|----|---|----|----|----|------|----|----|------|-----|---|----|----|----|-----|----|------|-----|----|---|----|---|---|
| G | AB | R | H | 2B | 3B | HR | RBI | SB | SLG | BB | SO | AVG | | | | | | | | | | | | | | | | | | | | | | | | | | | | | | | | | | | | | | | | | | | | | | | | | | | | | | | | | | | | | | | | | | | | | | | | | | | | | | | | | | | | | | | | | | | | | |
| 129 | 340 | 42 | 89 | 14 | 2 | 4 | 44 | 9 | .350 | 40 | 57 | .262 | | | | | | | | | | | | | | | | | | | | | | | | | | | | | | | | | | | | | | | | | | | | | | | | | | | | | | | | | | | | | | | | | | | | | | | | | | | | | | | | | | | | | | | | | | | | | |
| AVG | H | 2B | 3B | HR | RBI | SB | | | | | | | | | | | | | | | | | | | | | | | | | | | | | | | | | | | | | | | | | | | | | | | | | | | | | | | | | | | | | | | | | | | | | | | | | | | | | | | | | | | | | | | | | | | | | | | | | | | |
| .262 | 89 | 14 | 2 | 4 | 4 | 1 | | | | | | | | | | | | | | | | | | | | | | | | | | | | | | | | | | | | | | | | | | | | | | | | | | | | | | | | | | | | | | | | | | | | | | | | | | | | | | | | | | | | | | | | | | | | | | | | | | | |
| G | AB | R | H | 2B | 3B | HR | RBI | SB | SLG | BB | SO | AVG | | | | | | | | | | | | | | | | | | | | | | | | | | | | | | | | | | | | | | | | | | | | | | | | | | | | | | | | | | | | | | | | | | | | | | | | | | | | | | | | | | | | | | | | | | | | | |
| 75 | 89 | 22 | 19 | 2 | 2 | 0 | 13 | 7 | .281 | 11 | 30 | .213 | | | | | | | | | | | | | | | | | | | | | | | | | | | | | | | | | | | | | | | | | | | | | | | | | | | | | | | | | | | | | | | | | | | | | | | | | | | | | | | | | | | | | | | | | | | | | |
| AVG | H | 2B | 3B | HR | RBI | SB | | | | | | | | | | | | | | | | | | | | | | | | | | | | | | | | | | | | | | | | | | | | | | | | | | | | | | | | | | | | | | | | | | | | | | | | | | | | | | | | | | | | | | | | | | | | | | | | | | | |
| .213 | 19 | 2 | 2 | 0 | 1 | 1 | | | | | | | | | | | | | | | | | | | | | | | | | | | | | | | | | | | | | | | | | | | | | | | | | | | | | | | | | | | | | | | | | | | | | | | | | | | | | | | | | | | | | | | | | | | | | | | | | | | |
| <div>442</div> <div>ROBBY THOMPSON</div> <div>2B</div> <div>HT: 5'11" WT: 165 BATS: RIGHT THROWS: RIGHT</div> <div>BORN: 5-10-1962, West Palm Beach, FL</div> <div>1993 SAN FRANCISCO GIANTS BATTING RECORD</div> <table><tr><th>G</th><th>AB</th><th>R</th><th>H</th><th>2B</th><th>3B</th><th>HR</th><th>RBI</th><th>SB</th><th>SLG</th><th>BB</th><th>SO</th><th>AVG</th></tr><tr><td>128</td><td>494</td><td>85</td><td>154</td><td>30</td><td>2</td><td>19</td><td>65</td><td>10</td><td>.496</td><td>45</td><td>97</td><td>.312</td></tr></table> <div>CARDBOARD BASEBALL RATINGS</div> <table><tr><th>AVG</th><th>H</th><th>2B</th><th>3B</th><th>HR</th><th>RBI</th><th>SB</th></tr><tr><td>.312</td><td>154</td><td>30</td><td>2</td><td>19</td><td>6</td><td>1</td></tr></table> <div>DEFENSE RATING</div> <div>2B: </div> | | | | | | | | | | | | | G | AB | R | H | 2B | 3B | HR | RBI | SB | SLG | BB | SO | AVG | 128 | 494 | 85 | 154 | 30 | 2 | 19 | 65 | 10 | .496 | 45 | 97 | .312 | AVG | H | 2B | 3B | HR | RBI | SB | .312 | 154 | 30 | 2 | 19 | 6 | 1 | <div>446</div> <div>RON TINGLEY</div> <div>C</div> <div>HT: 6'2" WT: 160 BATS: RIGHT THROWS: RIGHT</div> <div>BORN: 5-27-1959, Presque Isle, ME</div> <div>1993 CALIFORNIA ANGELS BATTING RECORD</div> <table><tr><th>G</th><th>AB</th><th>R</th><th>H</th><th>2B</th><th>3B</th><th>HR</th><th>RBI</th><th>SB</th><th>SLG</th><th>BB</th><th>SO</th><th>AVG</th></tr><tr><td>58</td><td>90</td><td>7</td><td>18</td><td>7</td><td>0</td><td>0</td><td>12</td><td>1</td><td>.278</td><td>9</td><td>22</td><td>.200</td></tr></table> <div>CARDBOARD BASEBALL RATINGS</div> <table><tr><th>AVG</th><th>H</th><th>2B</th><th>3B</th><th>HR</th><th>RBI</th><th>SB</th></tr><tr><td>.200</td><td>18</td><td>7</td><td>0</td><td>0</td><td>1</td><td>1</td></tr></table> <div>DEFENSE RATING</div> | | | | | | | | | | | | | G | AB | R | H | 2B | 3B | HR | RBI | SB | SLG | BB | SO | AVG | 58 | 90 | 7 | 18 | 7 | 0 | 0 | 12 | 1 | .278 | 9 | 22 | .200 | AVG | H | 2B | 3B | HR | RBI | SB | .200 | 18 | 7 | 0 | 0 | 1 | 1 |
| G | AB | R | H | 2B | 3B | HR | RBI | SB | SLG | BB | SO | AVG | | | | | | | | | | | | | | | | | | | | | | | | | | | | | | | | | | | | | | | | | | | | | | | | | | | | | | | | | | | | | | | | | | | | | | | | | | | | | | | | | | | | | | | | | | | | | |
| 128 | 494 | 85 | 154 | 30 | 2 | 19 | 65 | 10 | .496 | 45 | 97 | .312 | | | | | | | | | | | | | | | | | | | | | | | | | | | | | | | | | | | | | | | | | | | | | | | | | | | | | | | | | | | | | | | | | | | | | | | | | | | | | | | | | | | | | | | | | | | | | |
| AVG | H | 2B | 3B | HR | RBI | SB | | | | | | | | | | | | | | | | | | | | | | | | | | | | | | | | | | | | | | | | | | | | | | | | | | | | | | | | | | | | | | | | | | | | | | | | | | | | | | | | | | | | | | | | | | | | | | | | | | | |
| .312 | 154 | 30 | 2 | 19 | 6 | 1 | | | | | | | | | | | | | | | | | | | | | | | | | | | | | | | | | | | | | | | | | | | | | | | | | | | | | | | | | | | | | | | | | | | | | | | | | | | | | | | | | | | | | | | | | | | | | | | | | | | |
| G | AB | R | H | 2B | 3B | HR | RBI | SB | SLG | BB | SO | AVG | | | | | | | | | | | | | | | | | | | | | | | | | | | | | | | | | | | | | | | | | | | | | | | | | | | | | | | | | | | | | | | | | | | | | | | | | | | | | | | | | | | | | | | | | | | | | |
| 58 | 90 | 7 | 18 | 7 | 0 | 0 | 12 | 1 | .278 | 9 | 22 | .200 | | | | | | | | | | | | | | | | | | | | | | | | | | | | | | | | | | | | | | | | | | | | | | | | | | | | | | | | | | | | | | | | | | | | | | | | | | | | | | | | | | | | | | | | | | | | | |
| AVG | H | 2B | 3B | HR | RBI | SB | | | | | | | | | | | | | | | | | | | | | | | | | | | | | | | | | | | | | | | | | | | | | | | | | | | | | | | | | | | | | | | | | | | | | | | | | | | | | | | | | | | | | | | | | | | | | | | | | | | |
| .200 | 18 | 7 | 0 | 0 | 1 | 1 | | | | | | | | | | | | | | | | | | | | | | | | | | | | | | | | | | | | | | | | | | | | | | | | | | | | | | | | | | | | | | | | | | | | | | | | | | | | | | | | | | | | | | | | | | | | | | | | | | | |
| <div>443</div> <div>RYAN THOMPSON</div> <div>OF</div> <div>HT: 6'3" WT: 200 BATS: RIGHT THROWS: RIGHT</div> <div>BORN: 11-4-1967, Chestertown, MD</div> <div>1993 NEW YORK METS BATTING RECORD</div> <table><tr><th>G</th><th>AB</th><th>R</th><th>H</th><th>2B</th><th>3B</th><th>HR</th><th>RBI</th><th>SB</th><th>SLG</th><th>BB</th><th>SO</th><th>AVG</th></tr><tr><td>80</td><td>288</td><td>34</td><td>72</td><td>19</td><td>2</td><td>11</td><td>26</td><td>2</td><td>.444</td><td>19</td><td>81</td><td>.250</td></tr></table> <div>CARDBOARD BASEBALL RATINGS</div> <table><tr><th>AVG</th><th>H</th><th>2B</th><th>3B</th><th>HR</th><th>RBI</th><th>SB</th></tr><tr><td>.250</td><td>72</td><td>19</td><td>2</td><td>11</td><td>2</td><td>1</td></tr></table> <div>DEFENSE RATING</div> <div>OF: </div> | | | | | | | | | | | | | G | AB | R | H | 2B | 3B | HR | RBI | SB | SLG | BB | SO | AVG | 80 | 288 | 34 | 72 | 19 | 2 | 11 | 26 | 2 | .444 | 19 | 81 | .250 | AVG | H | 2B | 3B | HR | RBI | SB | .250 | 72 | 19 | 2 | 11 | 2 | 1 | <div>447</div> <div>ANDY TOMBERLIN</div> <div>OF</div> <div>HT: 5'11" WT: 160 BATS: LEFT THROWS: LEFT</div> <div>BORN: 11-7-1966, Monroe, NC</div> <div>1993 PITTSBURGH PIRATES BATTING RECORD</div> <table><tr><th>G</th><th>AB</th><th>R</th><th>H</th><th>2B</th><th>3B</th><th>HR</th><th>RBI</th><th>SB</th><th>SLG</th><th>BB</th><th>SO</th><th>AVG</th></tr><tr><td>27</td><td>42</td><td>4</td><td>12</td><td>0</td><td>1</td><td>1</td><td>5</td><td>0</td><td>.405</td><td>2</td><td>14</td><td>.286</td></tr></table> <div>CARDBOARD BASEBALL RATINGS</div> <table><tr><th>AVG</th><th>H</th><th>2B</th><th>3B</th><th>HR</th><th>RBI</th><th>SB</th></tr><tr><td>.286</td><td>12</td><td>0</td><td>1</td><td>1</td><td>0</td><td>1</td></tr></table> <div>DEFENSE RATING</div> <div>OF: </div> | | | | | | | | | | | | | G | AB | R | H | 2B | 3B | HR | RBI | SB | SLG | BB | SO | AVG | 27 | 42 | 4 | 12 | 0 | 1 | 1 | 5 | 0 | .405 | 2 | 14 | .286 | AVG | H | 2B | 3B | HR | RBI | SB | .286 | 12 | 0 | 1 | 1 | 0 | 1 |
| G | AB | R | H | 2B | 3B | HR | RBI | SB | SLG | BB | SO | AVG | | | | | | | | | | | | | | | | | | | | | | | | | | | | | | | | | | | | | | | | | | | | | | | | | | | | | | | | | | | | | | | | | | | | | | | | | | | | | | | | | | | | | | | | | | | | | |
| 80 | 288 | 34 | 72 | 19 | 2 | 11 | 26 | 2 | .444 | 19 | 81 | .250 | | | | | | | | | | | | | | | | | | | | | | | | | | | | | | | | | | | | | | | | | | | | | | | | | | | | | | | | | | | | | | | | | | | | | | | | | | | | | | | | | | | | | | | | | | | | | |
| AVG | H | 2B | 3B | HR | RBI | SB | | | | | | | | | | | | | | | | | | | | | | | | | | | | | | | | | | | | | | | | | | | | | | | | | | | | | | | | | | | | | | | | | | | | | | | | | | | | | | | | | | | | | | | | | | | | | | | | | | | |
| .250 | 72 | 19 | 2 | 11 | 2 | 1 | | | | | | | | | | | | | | | | | | | | | | | | | | | | | | | | | | | | | | | | | | | | | | | | | | | | | | | | | | | | | | | | | | | | | | | | | | | | | | | | | | | | | | | | | | | | | | | | | | | |
| G | AB | R | H | 2B | 3B | HR | RBI | SB | SLG | BB | SO | AVG | | | | | | | | | | | | | | | | | | | | | | | | | | | | | | | | | | | | | | | | | | | | | | | | | | | | | | | | | | | | | | | | | | | | | | | | | | | | | | | | | | | | | | | | | | | | | |
| 27 | 42 | 4 | 12 | 0 | 1 | 1 | 5 | 0 | .405 | 2 | 14 | .286 | | | | | | | | | | | | | | | | | | | | | | | | | | | | | | | | | | | | | | | | | | | | | | | | | | | | | | | | | | | | | | | | | | | | | | | | | | | | | | | | | | | | | | | | | | | | | |
| AVG | H | 2B | 3B | HR | RBI | SB | | | | | | | | | | | | | | | | | | | | | | | | | | | | | | | | | | | | | | | | | | | | | | | | | | | | | | | | | | | | | | | | | | | | | | | | | | | | | | | | | | | | | | | | | | | | | | | | | | | |
| .286 | 12 | 0 | 1 | 1 | 0 | 1 | | | | | | | | | | | | | | | | | | | | | | | | | | | | | | | | | | | | | | | | | | | | | | | | | | | | | | | | | | | | | | | | | | | | | | | | | | | | | | | | | | | | | | | | | | | | | | | | | | | |
| <div>444</div> <div>DICKIE THON</div> <div>SS-3B-2B</div> <div>HT: 5'11" WT: 160 BATS: RIGHT THROWS: RIGHT</div> <div>BORN: 6-20-1958, South Bend, IN</div> <div>1993 MILWAUKEE BREWERS BATTING RECORD</div> <table><tr><th>G</th><th>AB</th><th>R</th><th>H</th><th>2B</th><th>3B</th><th>HR</th><th>RBI</th><th>SB</th><th>SLG</th><th>BB</th><th>SO</th><th>AVG</th></tr><tr><td>85</td><td>245</td><td>23</td><td>66</td><td>10</td><td>1</td><td>1</td><td>33</td><td>6</td><td>.331</td><td>22</td><td>39</td><td>.269</td></tr></table> <div>CARDBOARD BASEBALL RATINGS</div> <table><tr><th>AVG</th><th>H</th><th>2B</th><th>3B</th><th>HR</th><th>RBI</th><th>SB</th></tr><tr><td>.269</td><td>66</td><td>10</td><td>1</td><td>1</td><td>3</td><td>1</td></tr></table> <div>DEFENSE RATING</div> <div>SS:  3B:  2B: </div> | | | | | | | | | | | | | G | AB | R | H | 2B | 3B | HR | RBI | SB | SLG | BB | SO | AVG | 85 | 245 | 23 | 66 | 10 | 1 | 1 | 33 | 6 | .331 | 22 | 39 | .269 | AVG | H | 2B | 3B | HR | RBI | SB | .269 | 66 | 10 | 1 | 1 | 3 | 1 | <div>448</div> <div>ALAN TRAMMELL</div> <div>SS-3B-OF</div> <div>HT: 6'0" WT: 165 BATS: RIGHT THROWS: RIGHT</div> <div>BORN: 2-21-1958, Garden Grove, CA</div> <div>1993 DETROIT TIGERS BATTING RECORD</div> <table><tr><th>G</th><th>AB</th><th>R</th><th>H</th><th>2B</th><th>3B</th><th>HR</th><th>RBI</th><th>SB</th><th>SLG</th><th>BB</th><th>SO</th><th>AVG</th></tr><tr><td>112</td><td>401</td><td>72</td><td>132</td><td>25</td><td>3</td><td>12</td><td>60</td><td>12</td><td>.496</td><td>38</td><td>38</td><td>.329</td></tr></table> <div>CARDBOARD BASEBALL RATINGS</div> <table><tr><th>AVG</th><th>H</th><th>2B</th><th>3B</th><th>HR</th><th>RBI</th><th>SB</th></tr><tr><td>.329</td><td>132</td><td>25</td><td>3</td><td>12</td><td>6</td><td>1</td></tr></table> <div>DEFENSE RATING</div> <div>SS:  3B:  OF: </div> | | | | | | | | | | | | | G | AB | R | H | 2B | 3B | HR | RBI | SB | SLG | BB | SO | AVG | 112 | 401 | 72 | 132 | 25 | 3 | 12 | 60 | 12 | .496 | 38 | 38 | .329 | AVG | H | 2B | 3B | HR | RBI | SB | .329 | 132 | 25 | 3 | 12 | 6 | 1 |
| G | AB | R | H | 2B | 3B | HR | RBI | SB | SLG | BB | SO | AVG | | | | | | | | | | | | | | | | | | | | | | | | | | | | | | | | | | | | | | | | | | | | | | | | | | | | | | | | | | | | | | | | | | | | | | | | | | | | | | | | | | | | | | | | | | | | | |
| 85 | 245 | 23 | 66 | 10 | 1 | 1 | 33 | 6 | .331 | 22 | 39 | .269 | | | | | | | | | | | | | | | | | | | | | | | | | | | | | | | | | | | | | | | | | | | | | | | | | | | | | | | | | | | | | | | | | | | | | | | | | | | | | | | | | | | | | | | | | | | | | |
| AVG | H | 2B | 3B | HR | RBI | SB | | | | | | | | | | | | | | | | | | | | | | | | | | | | | | | | | | | | | | | | | | | | | | | | | | | | | | | | | | | | | | | | | | | | | | | | | | | | | | | | | | | | | | | | | | | | | | | | | | | |
| .269 | 66 | 10 | 1 | 1 | 3 | 1 | | | | | | | | | | | | | | | | | | | | | | | | | | | | | | | | | | | | | | | | | | | | | | | | | | | | | | | | | | | | | | | | | | | | | | | | | | | | | | | | | | | | | | | | | | | | | | | | | | | |
| G | AB | R | H | 2B | 3B | HR | RBI | SB | SLG | BB | SO | AVG | | | | | | | | | | | | | | | | | | | | | | | | | | | | | | | | | | | | | | | | | | | | | | | | | | | | | | | | | | | | | | | | | | | | | | | | | | | | | | | | | | | | | | | | | | | | | |
| 112 | 401 | 72 | 132 | 25 | 3 | 12 | 60 | 12 | .496 | 38 | 38 | .329 | | | | | | | | | | | | | | | | | | | | | | | | | | | | | | | | | | | | | | | | | | | | | | | | | | | | | | | | | | | | | | | | | | | | | | | | | | | | | | | | | | | | | | | | | | | | | |
| AVG | H | 2B | 3B | HR | RBI | SB | | | | | | | | | | | | | | | | | | | | | | | | | | | | | | | | | | | | | | | | | | | | | | | | | | | | | | | | | | | | | | | | | | | | | | | | | | | | | | | | | | | | | | | | | | | | | | | | | | | |
| .329 | 132 | 25 | 3 | 12 | 6 | 1 | | | | | | | | | | | | | | | | | | | | | | | | | | | | | | | | | | | | | | | | | | | | | | | | | | | | | | | | | | | | | | | | | | | | | | | | | | | | | | | | | | | | | | | | | | | | | | | | | | | |

| | | | | | | | | | | | | | |
|---|---------------|----|----|----|----|----|-----|----|------|----|----|------|-------|
| 449 | JEFF TREADWAY | | | | | | | | | | | | 3B-2B |
| HT: 5'10" WT: 170 BATS: LEFT THROWS: RIGHT BORN: 1-22-1963, Columbus, GA | | | | | | | | | | | | | |
| 1993 CLEVELAND INDIANS BATTING RECORD | | | | | | | | | | | | | |
| G | AB | R | H | 2B | 3B | HR | RBI | SB | SLG | BB | SO | AVG | |
| 97 | 221 | 25 | 67 | 14 | 1 | 2 | 27 | 1 | .403 | 14 | 21 | .303 | |
| CARDBOARD BASEBALL RATINGS | | | | | | | | | | | | | |
| AVG | H | | 2B | | 3B | | HR | | RBI | | SB | | |
| .303 | 67 | | 14 | | 1 | | 2 | | 2 | | 1 | | |
| DEFENSE RATING | | | | | | | | | | | | | |
| 3B: ♣♣ 2B: ♠♣♥ | | | | | | | | | | | | | |

| | | | | | | | | | | | | | |
|--|------------|---|----|----|----|----|-----|----|------|----|----|------|----|
| 453 | JOSE URIBE | | | | | | | | | | | | SS |
| HT: 5'10" WT: 155 BATS: BOTH THROWS: RIGHT BORN: 1-21-1959, San Cristobal, D.R. | | | | | | | | | | | | | |
| 1993 HOUSTON ASTROS BATTING RECORD | | | | | | | | | | | | | |
| G | AB | R | H | 2B | 3B | HR | RBI | SB | SLG | BB | SO | AVG | |
| 45 | 53 | 4 | 13 | 1 | 0 | 0 | 3 | 1 | .264 | 8 | 5 | .245 | |
| CARDBOARD BASEBALL RATINGS | | | | | | | | | | | | | |
| AVG | H | | 2B | | 3B | | HR | | RBI | | SB | | |
| .245 | 13 | | 1 | | 0 | | 0 | | 0 | | 1 | | |
| DEFENSE RATING | | | | | | | | | | | | | |
| SS: ♠♣ | | | | | | | | | | | | | |

| | | | | | | | | | | | | | |
|---|------------|----|----|----|----|----|-----|----|------|----|----|------|----|
| 450 | GREG TUBBS | | | | | | | | | | | | OF |
| HT: 5'9" WT: 195 BATS: RIGHT THROWS: RIGHT BORN: 8-31-1962, Smithville, TN | | | | | | | | | | | | | |
| 1993 CINCINNATI REDS BATTING RECORD | | | | | | | | | | | | | |
| G | AB | R | H | 2B | 3B | HR | RBI | SB | SLG | BB | SO | AVG | |
| 35 | 59 | 10 | 11 | 0 | 0 | 1 | 2 | 3 | .237 | 14 | 10 | .186 | |
| CARDBOARD BASEBALL RATINGS | | | | | | | | | | | | | |
| AVG | H | | 2B | | 3B | | HR | | RBI | | SB | | |
| .186 | 11 | | 0 | | 0 | | 1 | | 0 | | 1 | | |
| DEFENSE RATING | | | | | | | | | | | | | |
| OF: ♠♣♥ | | | | | | | | | | | | | |


























| | | | | | | | | | | | | | |
|--|---------------|----|-----|----|----|----|-----|----|------|----|----|------|----|
| 454 | JOHN VALENTIN | | | | | | | | | | | | SS |
| HT: 6'0" WT: 170 BATS: RIGHT THROWS: RIGHT BORN: 2-18-1967, Mineola, NY | | | | | | | | | | | | | |
| 1993 BOSTON RED SOX BATTING RECORD | | | | | | | | | | | | | |
| G | AB | R | H | 2B | 3B | HR | RBI | SB | SLG | BB | SO | AVG | |
| 144 | 468 | 50 | 130 | 40 | 3 | 11 | 66 | 3 | .447 | 49 | 77 | .278 | |
| CARDBOARD BASEBALL RATINGS | | | | | | | | | | | | | |
| AVG | H | | 2B | | 3B | | HR | | RBI | | SB | | |
| .278 | 130 | | 40 | | 3 | | 11 | | 6 | | 1 | | |
| DEFENSE RATING | | | | | | | | | | | | | |
| SS: ♠♣ | | | | | | | | | | | | | |






























| | | | | | | | | | | | | | |
|--|--------------|----|----|----|----|----|-----|----|------|----|----|------|----|
| 451 | BRIAN TURANG | | | | | | | | | | | | OF |
| HT: 5'10" WT: 170 BATS: RIGHT THROWS: RIGHT BORN: 6-14-1967, Long Beach, CA | | | | | | | | | | | | | |
| 1993 SEATTLE MARINERS BATTING RECORD | | | | | | | | | | | | | |
| G | AB | R | H | 2B | 3B | HR | RBI | SB | SLG | BB | SO | AVG | |
| 40 | 140 | 22 | 35 | 11 | 1 | 0 | 7 | 6 | .343 | 17 | 20 | .250 | |
| CARDBOARD BASEBALL RATINGS | | | | | | | | | | | | | |
| AVG | H | | 2B | | 3B | | HR | | RBI | | SB | | |
| .250 | 35 | | 11 | | 1 | | 0 | | 0 | | 1 | | |
| DEFENSE RATING | | | | | | | | | | | | | |
| OF: ♠♣ | | | | | | | | | | | | | |
















| | | | | | | | | | | | | | |
|--|---------------|----|----|----|----|----|-----|----|------|----|----|------|----|
| 455 | JOSE VALENTIN | | | | | | | | | | | | SS |
| HT: 5'10" WT: 175 BATS: BOTH THROWS: RIGHT BORN: 10-12-1969, Manati, P.R. | | | | | | | | | | | | | |
| 1993 MILWAUKEE BREWERS BATTING RECORD | | | | | | | | | | | | | |
| G | AB | R | H | 2B | 3B | HR | RBI | SB | SLG | BB | SO | AVG | |
| 19 | 53 | 10 | 13 | 1 | 2 | 1 | 7 | 1 | .396 | 7 | 16 | .245 | |
| CARDBOARD BASEBALL RATINGS | | | | | | | | | | | | | |
| AVG | H | | 2B | | 3B | | HR | | RBI | | SB | | |
| .245 | 13 | | 1 | | 2 | | 1 | | 0 | | 1 | | |
| DEFENSE RATING | | | | | | | | | | | | | |
| SS: ♠♣ | | | | | | | | | | | | | |




| | | | | | | | | | | | | | |
|--|--------------|---|----|----|----|----|-----|----|------|----|----|------|---|
| 452 | CHRIS TURNER | | | | | | | | | | | | C |
| HT: 6'2" WT: 190 BATS: RIGHT THROWS: RIGHT BORN: 3-23-1969, Bowling Green, KY | | | | | | | | | | | | | |
| 1993 CALIFORNIA ANGELS BATTING RECORD | | | | | | | | | | | | | |
| G | AB | R | H | 2B | 3B | HR | RBI | SB | SLG | BB | SO | AVG | |
| 25 | 75 | 9 | 21 | 5 | 0 | 1 | 13 | 1 | .387 | 9 | 16 | .280 | |
| CARDBOARD BASEBALL RATINGS | | | | | | | | | | | | | |
| AVG | H | | 2B | | 3B | | HR | | RBI | | SB | | |
| .280 | 21 | | 5 | | 0 | | 1 | | 1 | | 1 | | |
| DEFENSE RATING | | | | | | | | | | | | | |

| | | | | | | | | | | | | | |
|---|------------|----|-----|----|----|----|-----|----|------|----|----|------|---|
| 456 | DAVE VALLE | | | | | | | | | | | | C |
| HT: 6'2" WT: 200 BATS: RIGHT THROWS: RIGHT BORN: 10-30-1960, Bayside, NY | | | | | | | | | | | | | |
| 1993 SEATTLE MARINERS BATTING RECORD | | | | | | | | | | | | | |
| G | AB | R | H | 2B | 3B | HR | RBI | SB | SLG | BB | SO | AVG | |
| 135 | 423 | 48 | 109 | 19 | 0 | 13 | 63 | 1 | .395 | 48 | 56 | .258 | |
| CARDBOARD BASEBALL RATINGS | | | | | | | | | | | | | |
| AVG | H | | 2B | | 3B | | HR | | RBI | | SB | | |
| .258 | 109 | | 19 | | 0 | | 13 | | 6 | | 1 | | |
| DEFENSE RATING | | | | | | | | | | | | | |



| | | | | | | | | | | | | | | | | | | | | | | | | | | | | | | | | | | | | | | | | | | | | | | | | | | | | | | | | | | | | | | | | | | | | | | | | | | | | | | | | | | | | | | | | | | | | | | | | | | | | | | | | | |
|--|-----|----|-----|----|-----|----|-----|----|------|-----|-----|------|---|----|---|---|----|----|----|-----|----|-----|----|----|-----|-----|-----|----|-----|----|---|----|----|----|------|----|-----|------|-----|---|----|----|----|-----|----|------|-----|----|---|----|---|---|---|--|--|--|--|--|--|--|--|--|--|--|--|---|----|---|---|----|----|----|-----|----|-----|----|----|-----|-----|-----|----|-----|----|---|----|-----|---|------|-----|-----|------|-----|---|----|----|----|-----|----|------|-----|----|---|----|----|---|
| <div>457</div> <div>JOHN VANDER WAL</div> <div>1B-OF</div> <div>HT: 6'1" WT: 180 BATS: LEFT THROWS: LEFT</div> <div>BORN: 4-29-1966, Grand Rapids, MI</div> <div>1993 MONTREAL EXPOS BATTING RECORD</div> <table><tr><td>G</td><td>AB</td><td>R</td><td>H</td><td>2B</td><td>3B</td><td>HR</td><td>RBI</td><td>SB</td><td>SLG</td><td>BB</td><td>SO</td><td>AVG</td></tr><tr><td>106</td><td>215</td><td>34</td><td>50</td><td>7</td><td>4</td><td>5</td><td>30</td><td>6</td><td>.372</td><td>27</td><td>30</td><td>.233</td></tr></table> <div>CARDBOARD BASEBALL RATINGS</div> <table><tr><td>AVG</td><td>H</td><td>2B</td><td>3B</td><td>HR</td><td>RBI</td><td>SB</td></tr><tr><td>.233</td><td>50</td><td>7</td><td>4</td><td>5</td><td>3</td><td>1</td></tr></table> <div>DEFENSE RATING</div> <div>1B:  OF: </div> | | | | | | | | | | | | | G | AB | R | H | 2B | 3B | HR | RBI | SB | SLG | BB | SO | AVG | 106 | 215 | 34 | 50 | 7 | 4 | 5 | 30 | 6 | .372 | 27 | 30 | .233 | AVG | H | 2B | 3B | HR | RBI | SB | .233 | 50 | 7 | 4 | 5 | 3 | 1 | <div>461</div> <div>MO VAUGHN</div> <div>1B</div> <div>HT: 6'1" WT: 225 BATS: LEFT THROWS: RIGHT</div> <div>BORN: 12-15-1967, Norwalk, CT</div> <div>1993 BOSTON RED SOX BATTING RECORD</div> <table><tr><td>G</td><td>AB</td><td>R</td><td>H</td><td>2B</td><td>3B</td><td>HR</td><td>RBI</td><td>SB</td><td>SLG</td><td>BB</td><td>SO</td><td>AVG</td></tr><tr><td>152</td><td>539</td><td>86</td><td>160</td><td>34</td><td>1</td><td>29</td><td>101</td><td>4</td><td>.525</td><td>79</td><td>130</td><td>.297</td></tr></table> <div>CARDBOARD BASEBALL RATINGS</div> <table><tr><td>AVG</td><td>H</td><td>2B</td><td>3B</td><td>HR</td><td>RBI</td><td>SB</td></tr><tr><td>.297</td><td>160</td><td>34</td><td>1</td><td>29</td><td>10</td><td>1</td></tr></table> <div>DEFENSE RATING</div> <div>1B: </div> | | | | | | | | | | | | | G | AB | R | H | 2B | 3B | HR | RBI | SB | SLG | BB | SO | AVG | 152 | 539 | 86 | 160 | 34 | 1 | 29 | 101 | 4 | .525 | 79 | 130 | .297 | AVG | H | 2B | 3B | HR | RBI | SB | .297 | 160 | 34 | 1 | 29 | 10 | 1 |
| G | AB | R | H | 2B | 3B | HR | RBI | SB | SLG | BB | SO | AVG | | | | | | | | | | | | | | | | | | | | | | | | | | | | | | | | | | | | | | | | | | | | | | | | | | | | | | | | | | | | | | | | | | | | | | | | | | | | | | | | | | | | | | | | | | | | | |
| 106 | 215 | 34 | 50 | 7 | 4 | 5 | 30 | 6 | .372 | 27 | 30 | .233 | | | | | | | | | | | | | | | | | | | | | | | | | | | | | | | | | | | | | | | | | | | | | | | | | | | | | | | | | | | | | | | | | | | | | | | | | | | | | | | | | | | | | | | | | | | | | |
| AVG | H | 2B | 3B | HR | RBI | SB | | | | | | | | | | | | | | | | | | | | | | | | | | | | | | | | | | | | | | | | | | | | | | | | | | | | | | | | | | | | | | | | | | | | | | | | | | | | | | | | | | | | | | | | | | | | | | | | | | | |
| .233 | 50 | 7 | 4 | 5 | 3 | 1 | | | | | | | | | | | | | | | | | | | | | | | | | | | | | | | | | | | | | | | | | | | | | | | | | | | | | | | | | | | | | | | | | | | | | | | | | | | | | | | | | | | | | | | | | | | | | | | | | | | |
| G | AB | R | H | 2B | 3B | HR | RBI | SB | SLG | BB | SO | AVG | | | | | | | | | | | | | | | | | | | | | | | | | | | | | | | | | | | | | | | | | | | | | | | | | | | | | | | | | | | | | | | | | | | | | | | | | | | | | | | | | | | | | | | | | | | | | |
| 152 | 539 | 86 | 160 | 34 | 1 | 29 | 101 | 4 | .525 | 79 | 130 | .297 | | | | | | | | | | | | | | | | | | | | | | | | | | | | | | | | | | | | | | | | | | | | | | | | | | | | | | | | | | | | | | | | | | | | | | | | | | | | | | | | | | | | | | | | | | | | | |
| AVG | H | 2B | 3B | HR | RBI | SB | | | | | | | | | | | | | | | | | | | | | | | | | | | | | | | | | | | | | | | | | | | | | | | | | | | | | | | | | | | | | | | | | | | | | | | | | | | | | | | | | | | | | | | | | | | | | | | | | | | |
| .297 | 160 | 34 | 1 | 29 | 10 | 1 | | | | | | | | | | | | | | | | | | | | | | | | | | | | | | | | | | | | | | | | | | | | | | | | | | | | | | | | | | | | | | | | | | | | | | | | | | | | | | | | | | | | | | | | | | | | | | | | | | | |
| <div>458</div> <div>ANDY VAN SLYKE</div> <div>OF</div> <div>HT: 6'1" WT: 190 BATS: LEFT THROWS: RIGHT</div> <div>BORN: 12-21-1960, Utica, NY</div> <div>1993 PITTSBURGH PIRATES BATTING RECORD</div> <table><tr><td>G</td><td>AB</td><td>R</td><td>H</td><td>2B</td><td>3B</td><td>HR</td><td>RBI</td><td>SB</td><td>SLG</td><td>BB</td><td>SO</td><td>AVG</td></tr><tr><td>83</td><td>323</td><td>42</td><td>100</td><td>13</td><td>4</td><td>8</td><td>50</td><td>11</td><td>.449</td><td>24</td><td>40</td><td>.310</td></tr></table> <div>CARDBOARD BASEBALL RATINGS</div> <table><tr><td>AVG</td><td>H</td><td>2B</td><td>3B</td><td>HR</td><td>RBI</td><td>SB</td></tr><tr><td>.310</td><td>100</td><td>13</td><td>4</td><td>8</td><td>5</td><td>1</td></tr></table> <div>DEFENSE RATING</div> <div>OF: </div> | | | | | | | | | | | | | G | AB | R | H | 2B | 3B | HR | RBI | SB | SLG | BB | SO | AVG | 83 | 323 | 42 | 100 | 13 | 4 | 8 | 50 | 11 | .449 | 24 | 40 | .310 | AVG | H | 2B | 3B | HR | RBI | SB | .310 | 100 | 13 | 4 | 8 | 5 | 1 | <div>462</div> <div>RANDY VELARDE</div> <div>OF-SS-3B</div> <div>HT: 6'0" WT: 185 BATS: RIGHT THROWS: RIGHT</div> <div>BORN: 11-24-1962, Midland, TX</div> <div>1993 NEW YORK YANKEES BATTING RECORD</div> <table><tr><td>G</td><td>AB</td><td>R</td><td>H</td><td>2B</td><td>3B</td><td>HR</td><td>RBI</td><td>SB</td><td>SLG</td><td>BB</td><td>SO</td><td>AVG</td></tr><tr><td>85</td><td>226</td><td>28</td><td>68</td><td>13</td><td>2</td><td>7</td><td>24</td><td>2</td><td>.469</td><td>18</td><td>39</td><td>.301</td></tr></table> <div>CARDBOARD BASEBALL RATINGS</div> <table><tr><td>AVG</td><td>H</td><td>2B</td><td>3B</td><td>HR</td><td>RBI</td><td>SB</td></tr><tr><td>.301</td><td>68</td><td>13</td><td>2</td><td>7</td><td>2</td><td>1</td></tr></table> <div>DEFENSE RATING</div> <div>OF:  SS:  3B: </div> | | | | | | | | | | | | | G | AB | R | H | 2B | 3B | HR | RBI | SB | SLG | BB | SO | AVG | 85 | 226 | 28 | 68 | 13 | 2 | 7 | 24 | 2 | .469 | 18 | 39 | .301 | AVG | H | 2B | 3B | HR | RBI | SB | .301 | 68 | 13 | 2 | 7 | 2 | 1 |
| G | AB | R | H | 2B | 3B | HR | RBI | SB | SLG | BB | SO | AVG | | | | | | | | | | | | | | | | | | | | | | | | | | | | | | | | | | | | | | | | | | | | | | | | | | | | | | | | | | | | | | | | | | | | | | | | | | | | | | | | | | | | | | | | | | | | | |
| 83 | 323 | 42 | 100 | 13 | 4 | 8 | 50 | 11 | .449 | 24 | 40 | .310 | | | | | | | | | | | | | | | | | | | | | | | | | | | | | | | | | | | | | | | | | | | | | | | | | | | | | | | | | | | | | | | | | | | | | | | | | | | | | | | | | | | | | | | | | | | | | |
| AVG | H | 2B | 3B | HR | RBI | SB | | | | | | | | | | | | | | | | | | | | | | | | | | | | | | | | | | | | | | | | | | | | | | | | | | | | | | | | | | | | | | | | | | | | | | | | | | | | | | | | | | | | | | | | | | | | | | | | | | | |
| .310 | 100 | 13 | 4 | 8 | 5 | 1 | | | | | | | | | | | | | | | | | | | | | | | | | | | | | | | | | | | | | | | | | | | | | | | | | | | | | | | | | | | | | | | | | | | | | | | | | | | | | | | | | | | | | | | | | | | | | | | | | | | |
| G | AB | R | H | 2B | 3B | HR | RBI | SB | SLG | BB | SO | AVG | | | | | | | | | | | | | | | | | | | | | | | | | | | | | | | | | | | | | | | | | | | | | | | | | | | | | | | | | | | | | | | | | | | | | | | | | | | | | | | | | | | | | | | | | | | | | |
| 85 | 226 | 28 | 68 | 13 | 2 | 7 | 24 | 2 | .469 | 18 | 39 | .301 | | | | | | | | | | | | | | | | | | | | | | | | | | | | | | | | | | | | | | | | | | | | | | | | | | | | | | | | | | | | | | | | | | | | | | | | | | | | | | | | | | | | | | | | | | | | | |
| AVG | H | 2B | 3B | HR | RBI | SB | | | | | | | | | | | | | | | | | | | | | | | | | | | | | | | | | | | | | | | | | | | | | | | | | | | | | | | | | | | | | | | | | | | | | | | | | | | | | | | | | | | | | | | | | | | | | | | | | | | |
| .301 | 68 | 13 | 2 | 7 | 2 | 1 | | | | | | | | | | | | | | | | | | | | | | | | | | | | | | | | | | | | | | | | | | | | | | | | | | | | | | | | | | | | | | | | | | | | | | | | | | | | | | | | | | | | | | | | | | | | | | | | | | | |
| <div>459</div> <div>GARY VARSHO</div> <div>OF</div> <div>HT: 5'11" WT: 190 BATS: LEFT THROWS: RIGHT</div> <div>BORN: 6-20-1961, Marshfield, WI</div> <div>1993 CINCINNATI REDS BATTING RECORD</div> <table><tr><td>G</td><td>AB</td><td>R</td><td>H</td><td>2B</td><td>3B</td><td>HR</td><td>RBI</td><td>SB</td><td>SLG</td><td>BB</td><td>SO</td><td>AVG</td></tr><tr><td>77</td><td>95</td><td>8</td><td>22</td><td>6</td><td>0</td><td>2</td><td>11</td><td>1</td><td>.358</td><td>9</td><td>19</td><td>.232</td></tr></table> <div>CARDBOARD BASEBALL RATINGS</div> <table><tr><td>AVG</td><td>H</td><td>2B</td><td>3B</td><td>HR</td><td>RBI</td><td>SB</td></tr><tr><td>.232</td><td>22</td><td>6</td><td>0</td><td>2</td><td>1</td><td>1</td></tr></table> <div>DEFENSE RATING</div> <div>OF: </div> | | | | | | | | | | | | | G | AB | R | H | 2B | 3B | HR | RBI | SB | SLG | BB | SO | AVG | 77 | 95 | 8 | 22 | 6 | 0 | 2 | 11 | 1 | .358 | 9 | 19 | .232 | AVG | H | 2B | 3B | HR | RBI | SB | .232 | 22 | 6 | 0 | 2 | 1 | 1 | <div>463</div> <div>GUILLERMO VELASQUEZ</div> <div>1B-OF</div> <div>HT: 6'3" WT: 220 BATS: LEFT THROWS: RIGHT</div> <div>BORN: 4-23-1968, Mexicali, 02, Mexico</div> <div>1993 SAN DIEGO PADRES BATTING RECORD</div> <table><tr><td>G</td><td>AB</td><td>R</td><td>H</td><td>2B</td><td>3B</td><td>HR</td><td>RBI</td><td>SB</td><td>SLG</td><td>BB</td><td>SO</td><td>AVG</td></tr><tr><td>79</td><td>143</td><td>7</td><td>30</td><td>2</td><td>0</td><td>3</td><td>20</td><td>0</td><td>.287</td><td>13</td><td>35</td><td>.210</td></tr></table> <div>CARDBOARD BASEBALL RATINGS</div> <table><tr><td>AVG</td><td>H</td><td>2B</td><td>3B</td><td>HR</td><td>RBI</td><td>SB</td></tr><tr><td>.210</td><td>30</td><td>2</td><td>0</td><td>3</td><td>2</td><td>1</td></tr></table> <div>DEFENSE RATING</div> <div>1B:  OF: </div> | | | | | | | | | | | | | G | AB | R | H | 2B | 3B | HR | RBI | SB | SLG | BB | SO | AVG | 79 | 143 | 7 | 30 | 2 | 0 | 3 | 20 | 0 | .287 | 13 | 35 | .210 | AVG | H | 2B | 3B | HR | RBI | SB | .210 | 30 | 2 | 0 | 3 | 2 | 1 |
| G | AB | R | H | 2B | 3B | HR | RBI | SB | SLG | BB | SO | AVG | | | | | | | | | | | | | | | | | | | | | | | | | | | | | | | | | | | | | | | | | | | | | | | | | | | | | | | | | | | | | | | | | | | | | | | | | | | | | | | | | | | | | | | | | | | | | |
| 77 | 95 | 8 | 22 | 6 | 0 | 2 | 11 | 1 | .358 | 9 | 19 | .232 | | | | | | | | | | | | | | | | | | | | | | | | | | | | | | | | | | | | | | | | | | | | | | | | | | | | | | | | | | | | | | | | | | | | | | | | | | | | | | | | | | | | | | | | | | | | | |
| AVG | H | 2B | 3B | HR | RBI | SB | | | | | | | | | | | | | | | | | | | | | | | | | | | | | | | | | | | | | | | | | | | | | | | | | | | | | | | | | | | | | | | | | | | | | | | | | | | | | | | | | | | | | | | | | | | | | | | | | | | |
| .232 | 22 | 6 | 0 | 2 | 1 | 1 | | | | | | | | | | | | | | | | | | | | | | | | | | | | | | | | | | | | | | | | | | | | | | | | | | | | | | | | | | | | | | | | | | | | | | | | | | | | | | | | | | | | | | | | | | | | | | | | | | | |
| G | AB | R | H | 2B | 3B | HR | RBI | SB | SLG | BB | SO | AVG | | | | | | | | | | | | | | | | | | | | | | | | | | | | | | | | | | | | | | | | | | | | | | | | | | | | | | | | | | | | | | | | | | | | | | | | | | | | | | | | | | | | | | | | | | | | | |
| 79 | 143 | 7 | 30 | 2 | 0 | 3 | 20 | 0 | .287 | 13 | 35 | .210 | | | | | | | | | | | | | | | | | | | | | | | | | | | | | | | | | | | | | | | | | | | | | | | | | | | | | | | | | | | | | | | | | | | | | | | | | | | | | | | | | | | | | | | | | | | | | |
| AVG | H | 2B | 3B | HR | RBI | SB | | | | | | | | | | | | | | | | | | | | | | | | | | | | | | | | | | | | | | | | | | | | | | | | | | | | | | | | | | | | | | | | | | | | | | | | | | | | | | | | | | | | | | | | | | | | | | | | | | | |
| .210 | 30 | 2 | 0 | 3 | 2 | 1 | | | | | | | | | | | | | | | | | | | | | | | | | | | | | | | | | | | | | | | | | | | | | | | | | | | | | | | | | | | | | | | | | | | | | | | | | | | | | | | | | | | | | | | | | | | | | | | | | | | |
| <div>460</div> <div>GREG VAUGHN</div> <div>OF</div> <div>HT: 6'0" WT: 195 BATS: RIGHT THROWS: RIGHT</div> <div>BORN: 7-3-1965, Sacramento, CA</div> <div>1993 MILWAUKEE BREWERS BATTING RECORD</div> <table><tr><td>G</td><td>AB</td><td>R</td><td>H</td><td>2B</td><td>3B</td><td>HR</td><td>RBI</td><td>SB</td><td>SLG</td><td>BB</td><td>SO</td><td>AVG</td></tr><tr><td>154</td><td>569</td><td>97</td><td>152</td><td>28</td><td>2</td><td>30</td><td>97</td><td>10</td><td>.482</td><td>89</td><td>118</td><td>.267</td></tr></table> <div>CARDBOARD BASEBALL RATINGS</div> <table><tr><td>AVG</td><td>H</td><td>2B</td><td>3B</td><td>HR</td><td>RBI</td><td>SB</td></tr><tr><td>.267</td><td>152</td><td>28</td><td>2</td><td>30</td><td>9</td><td>1</td></tr></table> <div>DEFENSE RATING</div> <div>OF: </div> | | | | | | | | | | | | | G | AB | R | H | 2B | 3B | HR | RBI | SB | SLG | BB | SO | AVG | 154 | 569 | 97 | 152 | 28 | 2 | 30 | 97 | 10 | .482 | 89 | 118 | .267 | AVG | H | 2B | 3B | HR | RBI | SB | .267 | 152 | 28 | 2 | 30 | 9 | 1 | <div>464</div> <div>ROBIN VENTURA</div> <div>3B</div> <div>HT: 6'1" WT: 185 BATS: LEFT THROWS: RIGHT</div> <div>BORN: 7-14-1967, Santa Maria, CA</div> <div>1993 CHICAGO WHITE SOX BATTING RECORD</div> <table><tr><td>G</td><td>AB</td><td>R</td><td>H</td><td>2B</td><td>3B</td><td>HR</td><td>RBI</td><td>SB</td><td>SLG</td><td>BB</td><td>SO</td><td>AVG</td></tr><tr><td>157</td><td>554</td><td>85</td><td>145</td><td>27</td><td>1</td><td>22</td><td>94</td><td>1</td><td>.433</td><td>105</td><td>82</td><td>.262</td></tr></table> <div>CARDBOARD BASEBALL RATINGS</div> <table><tr><td>AVG</td><td>H</td><td>2B</td><td>3B</td><td>HR</td><td>RBI</td><td>SB</td></tr><tr><td>.262</td><td>145</td><td>27</td><td>1</td><td>22</td><td>9</td><td>1</td></tr></table> <div>DEFENSE RATING</div> <div>3B: </div> | | | | | | | | | | | | | G | AB | R | H | 2B | 3B | HR | RBI | SB | SLG | BB | SO | AVG | 157 | 554 | 85 | 145 | 27 | 1 | 22 | 94 | 1 | .433 | 105 | 82 | .262 | AVG | H | 2B | 3B | HR | RBI | SB | .262 | 145 | 27 | 1 | 22 | 9 | 1 |
| G | AB | R | H | 2B | 3B | HR | RBI | SB | SLG | BB | SO | AVG | | | | | | | | | | | | | | | | | | | | | | | | | | | | | | | | | | | | | | | | | | | | | | | | | | | | | | | | | | | | | | | | | | | | | | | | | | | | | | | | | | | | | | | | | | | | | |
| 154 | 569 | 97 | 152 | 28 | 2 | 30 | 97 | 10 | .482 | 89 | 118 | .267 | | | | | | | | | | | | | | | | | | | | | | | | | | | | | | | | | | | | | | | | | | | | | | | | | | | | | | | | | | | | | | | | | | | | | | | | | | | | | | | | | | | | | | | | | | | | | |
| AVG | H | 2B | 3B | HR | RBI | SB | | | | | | | | | | | | | | | | | | | | | | | | | | | | | | | | | | | | | | | | | | | | | | | | | | | | | | | | | | | | | | | | | | | | | | | | | | | | | | | | | | | | | | | | | | | | | | | | | | | |
| .267 | 152 | 28 | 2 | 30 | 9 | 1 | | | | | | | | | | | | | | | | | | | | | | | | | | | | | | | | | | | | | | | | | | | | | | | | | | | | | | | | | | | | | | | | | | | | | | | | | | | | | | | | | | | | | | | | | | | | | | | | | | | |
| G | AB | R | H | 2B | 3B | HR | RBI | SB | SLG | BB | SO | AVG | | | | | | | | | | | | | | | | | | | | | | | | | | | | | | | | | | | | | | | | | | | | | | | | | | | | | | | | | | | | | | | | | | | | | | | | | | | | | | | | | | | | | | | | | | | | | |
| 157 | 554 | 85 | 145 | 27 | 1 | 22 | 94 | 1 | .433 | 105 | 82 | .262 | | | | | | | | | | | | | | | | | | | | | | | | | | | | | | | | | | | | | | | | | | | | | | | | | | | | | | | | | | | | | | | | | | | | | | | | | | | | | | | | | | | | | | | | | | | | | |
| AVG | H | 2B | 3B | HR | RBI | SB | | | | | | | | | | | | | | | | | | | | | | | | | | | | | | | | | | | | | | | | | | | | | | | | | | | | | | | | | | | | | | | | | | | | | | | | | | | | | | | | | | | | | | | | | | | | | | | | | | | |
| .262 | 145 | 27 | 1 | 22 | 9 | 1 | | | | | | | | | | | | | | | | | | | | | | | | | | | | | | | | | | | | | | | | | | | | | | | | | | | | | | | | | | | | | | | | | | | | | | | | | | | | | | | | | | | | | | | | | | | | | | | | | | | |




| <div>465</div> <div>HECTOR VILLANUEVA</div> <div>C</div> <div>HT: 6'1" WT: 220 BATS: RIGHT THROWS: RIGHT BORN: 10-2-1964, Rio Piedras, P.R.</div> <div>1993 ST. LOUIS CARDINALS BATTING RECORD</div> <table><tr><th>G</th><th>AB</th><th>R</th><th>H</th><th>2B</th><th>3B</th><th>HR</th><th>RBI</th><th>SB</th><th>SLG</th><th>BB</th><th>SO</th><th>AVG</th></tr><tr><td>17</td><td>55</td><td>7</td><td>8</td><td>1</td><td>0</td><td>3</td><td>9</td><td>0</td><td>.327</td><td>4</td><td>17</td><td>.145</td></tr></table> <div>CARDBOARD BASEBALL RATINGS</div> <table><tr><th>AVG</th><th>H</th><th>2B</th><th>3B</th><th>HR</th><th>RBI</th><th>SB</th></tr><tr><td>.145</td><td>8</td><td>1</td><td>0</td><td>3</td><td>0</td><td>1</td></tr></table> <div>DEFENSE RATING</div> | G | AB | R | H | 2B | 3B | HR | RBI | SB | SLG | BB | SO | AVG | 17 | 55 | 7 | 8 | 1 | 0 | 3 | 9 | 0 | .327 | 4 | 17 | .145 | AVG | H | 2B | 3B | HR | RBI | SB | .145 | 8 | 1 | 0 | 3 | 0 | 1 | <div>469</div> <div>JACK VOIGT</div> <div>OF-1B</div> <div>HT: 6'1" WT: 170 BATS: RIGHT THROWS: RIGHT BORN: 5-17-1966, Sarasota, FL</div> <div>1993 BALTIMORE ORIOLES BATTING RECORD</div> <table><tr><th>G</th><th>AB</th><th>R</th><th>H</th><th>2B</th><th>3B</th><th>HR</th><th>RBI</th><th>SB</th><th>SLG</th><th>BB</th><th>SO</th><th>AVG</th></tr><tr><td>64</td><td>152</td><td>32</td><td>45</td><td>11</td><td>1</td><td>6</td><td>23</td><td>1</td><td>.500</td><td>25</td><td>33</td><td>.296</td></tr></table> <div>CARDBOARD BASEBALL RATINGS</div> <table><tr><th>AVG</th><th>H</th><th>2B</th><th>3B</th><th>HR</th><th>RBI</th><th>SB</th></tr><tr><td>.296</td><td>45</td><td>11</td><td>1</td><td>6</td><td>2</td><td>1</td></tr></table> <div>DEFENSE RATING</div> <div>OF:   1B:   </div> | G | AB | R | H | 2B | 3B | HR | RBI | SB | SLG | BB | SO | AVG | 64 | 152 | 32 | 45 | 11 | 1 | 6 | 23 | 1 | .500 | 25 | 33 | .296 | AVG | H | 2B | 3B | HR | RBI | SB | .296 | 45 | 11 | 1 | 6 | 2 | 1 |
|---|-----|----|-----|----|-----|----|-----|-----|------|-----|----|------|-----|-----|-----|----|-----|----|---|---|----|----|------|----|----|------|-----|---|----|----|----|-----|----|------|-----|----|---|---|---|---|--|---|----|---|---|----|----|----|-----|----|-----|----|----|-----|-----|-----|----|-----|----|---|----|----|----|------|----|----|------|-----|---|----|----|----|-----|----|------|-----|----|---|----|---|---|
| G | AB | R | H | 2B | 3B | HR | RBI | SB | SLG | BB | SO | AVG | | | | | | | | | | | | | | | | | | | | | | | | | | | | | | | | | | | | | | | | | | | | | | | | | | | | | | | | | | | | | | | | | | | | | |
| 17 | 55 | 7 | 8 | 1 | 0 | 3 | 9 | 0 | .327 | 4 | 17 | .145 | | | | | | | | | | | | | | | | | | | | | | | | | | | | | | | | | | | | | | | | | | | | | | | | | | | | | | | | | | | | | | | | | | | | | |
| AVG | H | 2B | 3B | HR | RBI | SB | | | | | | | | | | | | | | | | | | | | | | | | | | | | | | | | | | | | | | | | | | | | | | | | | | | | | | | | | | | | | | | | | | | | | | | | | | | |
| .145 | 8 | 1 | 0 | 3 | 0 | 1 | | | | | | | | | | | | | | | | | | | | | | | | | | | | | | | | | | | | | | | | | | | | | | | | | | | | | | | | | | | | | | | | | | | | | | | | | | | |
| G | AB | R | H | 2B | 3B | HR | RBI | SB | SLG | BB | SO | AVG | | | | | | | | | | | | | | | | | | | | | | | | | | | | | | | | | | | | | | | | | | | | | | | | | | | | | | | | | | | | | | | | | | | | | |
| 64 | 152 | 32 | 45 | 11 | 1 | 6 | 23 | 1 | .500 | 25 | 33 | .296 | | | | | | | | | | | | | | | | | | | | | | | | | | | | | | | | | | | | | | | | | | | | | | | | | | | | | | | | | | | | | | | | | | | | | |
| AVG | H | 2B | 3B | HR | RBI | SB | | | | | | | | | | | | | | | | | | | | | | | | | | | | | | | | | | | | | | | | | | | | | | | | | | | | | | | | | | | | | | | | | | | | | | | | | | | |
| .296 | 45 | 11 | 1 | 6 | 2 | 1 | | | | | | | | | | | | | | | | | | | | | | | | | | | | | | | | | | | | | | | | | | | | | | | | | | | | | | | | | | | | | | | | | | | | | | | | | | | |
| <div>466</div> <div>FERNANDO VINA</div> <div>2B</div> <div>HT: 5'9" WT: 170 BATS: LEFT THROWS: RIGHT BORN: 4-16-1969, Sacramento, CA</div> <div>1993 SEATTLE MARINERS BATTING RECORD</div> <table><tr><th>G</th><th>AB</th><th>R</th><th>H</th><th>2B</th><th>3B</th><th>HR</th><th>RBI</th><th>SB</th><th>SLG</th><th>BB</th><th>SO</th><th>AVG</th></tr><tr><td>24</td><td>45</td><td>5</td><td>10</td><td>2</td><td>0</td><td>0</td><td>2</td><td>6</td><td>.267</td><td>4</td><td>3</td><td>.222</td></tr></table> <div>CARDBOARD BASEBALL RATINGS</div> <table><tr><th>AVG</th><th>H</th><th>2B</th><th>3B</th><th>HR</th><th>RBI</th><th>SB</th></tr><tr><td>.222</td><td>10</td><td>2</td><td>0</td><td>0</td><td>0</td><td>1</td></tr></table> <div>DEFENSE RATING</div> <div>2B:   </div> | G | AB | R | H | 2B | 3B | HR | RBI | SB | SLG | BB | SO | AVG | 24 | 45 | 5 | 10 | 2 | 0 | 0 | 2 | 6 | .267 | 4 | 3 | .222 | AVG | H | 2B | 3B | HR | RBI | SB | .222 | 10 | 2 | 0 | 0 | 0 | 1 | <div>470</div> <div>CHICO WALKER</div> <div>3B-2B-OF</div> <div>HT: 5'9" WT: 170 BATS: BOTH THROWS: RIGHT BORN: 11-25-1957, Jackson, MS</div> <div>1993 NEW YORK METS BATTING RECORD</div> <table><tr><th>G</th><th>AB</th><th>R</th><th>H</th><th>2B</th><th>3B</th><th>HR</th><th>RBI</th><th>SB</th><th>SLG</th><th>BB</th><th>SO</th><th>AVG</th></tr><tr><td>115</td><td>213</td><td>18</td><td>48</td><td>7</td><td>1</td><td>5</td><td>19</td><td>7</td><td>.338</td><td>14</td><td>29</td><td>.225</td></tr></table> <div>CARDBOARD BASEBALL RATINGS</div> <table><tr><th>AVG</th><th>H</th><th>2B</th><th>3B</th><th>HR</th><th>RBI</th><th>SB</th></tr><tr><td>.225</td><td>48</td><td>7</td><td>1</td><td>5</td><td>1</td><td>1</td></tr></table> <div>DEFENSE RATING</div> <div>3B:   2B:    OF:  </div> | G | AB | R | H | 2B | 3B | HR | RBI | SB | SLG | BB | SO | AVG | 115 | 213 | 18 | 48 | 7 | 1 | 5 | 19 | 7 | .338 | 14 | 29 | .225 | AVG | H | 2B | 3B | HR | RBI | SB | .225 | 48 | 7 | 1 | 5 | 1 | 1 |
| G | AB | R | H | 2B | 3B | HR | RBI | SB | SLG | BB | SO | AVG | | | | | | | | | | | | | | | | | | | | | | | | | | | | | | | | | | | | | | | | | | | | | | | | | | | | | | | | | | | | | | | | | | | | | |
| 24 | 45 | 5 | 10 | 2 | 0 | 0 | 2 | 6 | .267 | 4 | 3 | .222 | | | | | | | | | | | | | | | | | | | | | | | | | | | | | | | | | | | | | | | | | | | | | | | | | | | | | | | | | | | | | | | | | | | | | |
| AVG | H | 2B | 3B | HR | RBI | SB | | | | | | | | | | | | | | | | | | | | | | | | | | | | | | | | | | | | | | | | | | | | | | | | | | | | | | | | | | | | | | | | | | | | | | | | | | | |
| .222 | 10 | 2 | 0 | 0 | 0 | 1 | | | | | | | | | | | | | | | | | | | | | | | | | | | | | | | | | | | | | | | | | | | | | | | | | | | | | | | | | | | | | | | | | | | | | | | | | | | |
| G | AB | R | H | 2B | 3B | HR | RBI | SB | SLG | BB | SO | AVG | | | | | | | | | | | | | | | | | | | | | | | | | | | | | | | | | | | | | | | | | | | | | | | | | | | | | | | | | | | | | | | | | | | | | |
| 115 | 213 | 18 | 48 | 7 | 1 | 5 | 19 | 7 | .338 | 14 | 29 | .225 | | | | | | | | | | | | | | | | | | | | | | | | | | | | | | | | | | | | | | | | | | | | | | | | | | | | | | | | | | | | | | | | | | | | | |
| AVG | H | 2B | 3B | HR | RBI | SB | | | | | | | | | | | | | | | | | | | | | | | | | | | | | | | | | | | | | | | | | | | | | | | | | | | | | | | | | | | | | | | | | | | | | | | | | | | |
| .225 | 48 | 7 | 1 | 5 | 1 | 1 | | | | | | | | | | | | | | | | | | | | | | | | | | | | | | | | | | | | | | | | | | | | | | | | | | | | | | | | | | | | | | | | | | | | | | | | | | | |
| <div>467</div> <div>JOSE VIZCAINO</div> <div>SS-3B-2B</div> <div>HT: 6'1" WT: 150 BATS: BOTH THROWS: RIGHT BORN: 3-26-1968, San Cristobal, D.R.</div> <div>1993 CHICAGO CUBS BATTING RECORD</div> <table><tr><th>G</th><th>AB</th><th>R</th><th>H</th><th>2B</th><th>3B</th><th>HR</th><th>RBI</th><th>SB</th><th>SLG</th><th>BB</th><th>SO</th><th>AVG</th></tr><tr><td>151</td><td>551</td><td>74</td><td>158</td><td>19</td><td>4</td><td>4</td><td>54</td><td>12</td><td>.358</td><td>46</td><td>71</td><td>.287</td></tr></table> <div>CARDBOARD BASEBALL RATINGS</div> <table><tr><th>AVG</th><th>H</th><th>2B</th><th>3B</th><th>HR</th><th>RBI</th><th>SB</th></tr><tr><td>.287</td><td>158</td><td>19</td><td>4</td><td>4</td><td>5</td><td>1</td></tr></table> <div>DEFENSE RATING</div> <div>SS:    3B:   2B:   </div> | G | AB | R | H | 2B | 3B | HR | RBI | SB | SLG | BB | SO | AVG | 151 | 551 | 74 | 158 | 19 | 4 | 4 | 54 | 12 | .358 | 46 | 71 | .287 | AVG | H | 2B | 3B | HR | RBI | SB | .287 | 158 | 19 | 4 | 4 | 5 | 1 | <div>471</div> <div>LARRY WALKER</div> <div>OF</div> <div>HT: 6'2" WT: 185 BATS: LEFT THROWS: RIGHT BORN: 12-1-1966, Maple Ridge, BC, CAN</div> <div>1993 MONTREAL EXPOS BATTING RECORD</div> <table><tr><th>G</th><th>AB</th><th>R</th><th>H</th><th>2B</th><th>3B</th><th>HR</th><th>RBI</th><th>SB</th><th>SLG</th><th>BB</th><th>SO</th><th>AVG</th></tr><tr><td>138</td><td>490</td><td>85</td><td>130</td><td>24</td><td>5</td><td>22</td><td>86</td><td>29</td><td>.469</td><td>80</td><td>76</td><td>.265</td></tr></table> <div>CARDBOARD BASEBALL RATINGS</div> <table><tr><th>AVG</th><th>H</th><th>2B</th><th>3B</th><th>HR</th><th>RBI</th><th>SB</th></tr><tr><td>.265</td><td>130</td><td>24</td><td>5</td><td>22</td><td>8</td><td>3</td></tr></table> <div>DEFENSE RATING</div> <div>OF:  </div> | G | AB | R | H | 2B | 3B | HR | RBI | SB | SLG | BB | SO | AVG | 138 | 490 | 85 | 130 | 24 | 5 | 22 | 86 | 29 | .469 | 80 | 76 | .265 | AVG | H | 2B | 3B | HR | RBI | SB | .265 | 130 | 24 | 5 | 22 | 8 | 3 |
| G | AB | R | H | 2B | 3B | HR | RBI | SB | SLG | BB | SO | AVG | | | | | | | | | | | | | | | | | | | | | | | | | | | | | | | | | | | | | | | | | | | | | | | | | | | | | | | | | | | | | | | | | | | | | |
| 151 | 551 | 74 | 158 | 19 | 4 | 4 | 54 | 12 | .358 | 46 | 71 | .287 | | | | | | | | | | | | | | | | | | | | | | | | | | | | | | | | | | | | | | | | | | | | | | | | | | | | | | | | | | | | | | | | | | | | | |
| AVG | H | 2B | 3B | HR | RBI | SB | | | | | | | | | | | | | | | | | | | | | | | | | | | | | | | | | | | | | | | | | | | | | | | | | | | | | | | | | | | | | | | | | | | | | | | | | | | |
| .287 | 158 | 19 | 4 | 4 | 5 | 1 | | | | | | | | | | | | | | | | | | | | | | | | | | | | | | | | | | | | | | | | | | | | | | | | | | | | | | | | | | | | | | | | | | | | | | | | | | | |
| G | AB | R | H | 2B | 3B | HR | RBI | SB | SLG | BB | SO | AVG | | | | | | | | | | | | | | | | | | | | | | | | | | | | | | | | | | | | | | | | | | | | | | | | | | | | | | | | | | | | | | | | | | | | | |
| 138 | 490 | 85 | 130 | 24 | 5 | 22 | 86 | 29 | .469 | 80 | 76 | .265 | | | | | | | | | | | | | | | | | | | | | | | | | | | | | | | | | | | | | | | | | | | | | | | | | | | | | | | | | | | | | | | | | | | | | |
| AVG | H | 2B | 3B | HR | RBI | SB | | | | | | | | | | | | | | | | | | | | | | | | | | | | | | | | | | | | | | | | | | | | | | | | | | | | | | | | | | | | | | | | | | | | | | | | | | | |
| .265 | 130 | 24 | 5 | 22 | 8 | 3 | | | | | | | | | | | | | | | | | | | | | | | | | | | | | | | | | | | | | | | | | | | | | | | | | | | | | | | | | | | | | | | | | | | | | | | | | | | |
| <div>468</div> <div>OMAR VIZQUEL</div> <div>SS</div> <div>HT: 5'9" WT: 175 BATS: BOTH THROWS: RIGHT BORN: 4-24-1967, Caracas, Venezuela</div> <div>1993 SEATTLE MARINERS BATTING RECORD</div> <table><tr><th>G</th><th>AB</th><th>R</th><th>H</th><th>2B</th><th>3B</th><th>HR</th><th>RBI</th><th>SB</th><th>SLG</th><th>BB</th><th>SO</th><th>AVG</th></tr><tr><td>158</td><td>560</td><td>68</td><td>143</td><td>14</td><td>2</td><td>2</td><td>31</td><td>12</td><td>.298</td><td>50</td><td>71</td><td>.255</td></tr></table> <div>CARDBOARD BASEBALL RATINGS</div> <table><tr><th>AVG</th><th>H</th><th>2B</th><th>3B</th><th>HR</th><th>RBI</th><th>SB</th></tr><tr><td>.255</td><td>143</td><td>14</td><td>2</td><td>2</td><td>3</td><td>1</td></tr></table> <div>DEFENSE RATING</div> <div>SS:  </div> | G | AB | R | H | 2B | 3B | HR | RBI | SB | SLG | BB | SO | AVG | 158 | 560 | 68 | 143 | 14 | 2 | 2 | 31 | 12 | .298 | 50 | 71 | .255 | AVG | H | 2B | 3B | HR | RBI | SB | .255 | 143 | 14 | 2 | 2 | 3 | 1 | <div>472</div> <div>TIM WALLACH</div> <div>3B</div> <div>HT: 6'3" WT: 220 BATS: RIGHT THROWS: RIGHT BORN: 9-14-1957, Huntington Park, CA</div> <div>1993 LOS ANGELES DODGERS BATTING RECORD</div> <table><tr><th>G</th><th>AB</th><th>R</th><th>H</th><th>2B</th><th>3B</th><th>HR</th><th>RBI</th><th>SB</th><th>SLG</th><th>BB</th><th>SO</th><th>AVG</th></tr><tr><td>133</td><td>477</td><td>42</td><td>106</td><td>19</td><td>1</td><td>12</td><td>62</td><td>0</td><td>.342</td><td>32</td><td>70</td><td>.222</td></tr></table> <div>CARDBOARD BASEBALL RATINGS</div> <table><tr><th>AVG</th><th>H</th><th>2B</th><th>3B</th><th>HR</th><th>RBI</th><th>SB</th></tr><tr><td>.222</td><td>106</td><td>19</td><td>1</td><td>12</td><td>6</td><td>1</td></tr></table> <div>DEFENSE RATING</div> <div>3B:  </div> | G | AB | R | H | 2B | 3B | HR | RBI | SB | SLG | BB | SO | AVG | 133 | 477 | 42 | 106 | 19 | 1 | 12 | 62 | 0 | .342 | 32 | 70 | .222 | AVG | H | 2B | 3B | HR | RBI | SB | .222 | 106 | 19 | 1 | 12 | 6 | 1 |
| G | AB | R | H | 2B | 3B | HR | RBI | SB | SLG | BB | SO | AVG | | | | | | | | | | | | | | | | | | | | | | | | | | | | | | | | | | | | | | | | | | | | | | | | | | | | | | | | | | | | | | | | | | | | | |
| 158 | 560 | 68 | 143 | 14 | 2 | 2 | 31 | 12 | .298 | 50 | 71 | .255 | | | | | | | | | | | | | | | | | | | | | | | | | | | | | | | | | | | | | | | | | | | | | | | | | | | | | | | | | | | | | | | | | | | | | |
| AVG | H | 2B | 3B | HR | RBI | SB | | | | | | | | | | | | | | | | | | | | | | | | | | | | | | | | | | | | | | | | | | | | | | | | | | | | | | | | | | | | | | | | | | | | | | | | | | | |
| .255 | 143 | 14 | 2 | 2 | 3 | 1 | | | | | | | | | | | | | | | | | | | | | | | | | | | | | | | | | | | | | | | | | | | | | | | | | | | | | | | | | | | | | | | | | | | | | | | | | | | |
| G | AB | R | H | 2B | 3B | HR | RBI | SB | SLG | BB | SO | AVG | | | | | | | | | | | | | | | | | | | | | | | | | | | | | | | | | | | | | | | | | | | | | | | | | | | | | | | | | | | | | | | | | | | | | |
| 133 | 477 | 42 | 106 | 19 | 1 | 12 | 62 | 0 | .342 | 32 | 70 | .222 | | | | | | | | | | | | | | | | | | | | | | | | | | | | | | | | | | | | | | | | | | | | | | | | | | | | | | | | | | | | | | | | | | | | | |
| AVG | H | 2B | 3B | HR | RBI | SB | | | | | | | | | | | | | | | | | | | | | | | | | | | | | | | | | | | | | | | | | | | | | | | | | | | | | | | | | | | | | | | | | | | | | | | | | | | |
| .222 | 106 | 19 | 1 | 12 | 6 | 1 | | | | | | | | | | | | | | | | | | | | | | | | | | | | | | | | | | | | | | | | | | | | | | | | | | | | | | | | | | | | | | | | | | | | | | | | | | | |


| | | | | | | | | | | | | | | | | | | | | | | | | | | | | | | | | | | | | | | | | | | | | | | | | | | | | | | | | | | | | | | | | | | | | | | | | | | | | | | | | | | | | | | | | | | | | | | | | | | | | | | | | | |
|---|-----|-----|-----|----|-----|----|-----|----|------|----|-----|------|---|----|---|---|----|----|----|-----|----|-----|----|----|-----|----|-----|----|----|---|---|---|----|---|------|----|----|------|-----|---|----|----|----|-----|----|------|----|---|---|---|---|---|--|--|--|--|--|--|--|--|--|--|--|--|--|---|----|---|---|----|----|----|-----|----|-----|----|----|-----|-----|-----|-----|-----|----|---|----|----|----|------|----|-----|------|-----|---|----|----|----|-----|----|------|-----|----|---|----|---|---|
| <div>473</div> <div>DAN WALTERS</div> <div>C</div> <div>HT: 6'4" WT: 225 BATS: RIGHT THROWS: RIGHT BORN: 8-15-1966, Brunswick, ME</div> <div>1993 SAN DIEGO PADRES BATTING RECORD</div> <table><tr><td>G</td><td>AB</td><td>R</td><td>H</td><td>2B</td><td>3B</td><td>HR</td><td>RBI</td><td>SB</td><td>SLG</td><td>BB</td><td>SO</td><td>AVG</td></tr><tr><td>27</td><td>94</td><td>6</td><td>19</td><td>3</td><td>0</td><td>1</td><td>10</td><td>0</td><td>.266</td><td>7</td><td>13</td><td>.202</td></tr></table> <div>CARDBOARD BASEBALL RATINGS</div> <table><tr><td>AVG</td><td>H</td><td>2B</td><td>3B</td><td>HR</td><td>RBI</td><td>SB</td></tr><tr><td>.202</td><td>19</td><td>3</td><td>0</td><td>1</td><td>1</td><td>1</td></tr></table> <div>DEFENSE RATING</div> | | | | | | | | | | | | | G | AB | R | H | 2B | 3B | HR | RBI | SB | SLG | BB | SO | AVG | 27 | 94 | 6 | 19 | 3 | 0 | 1 | 10 | 0 | .266 | 7 | 13 | .202 | AVG | H | 2B | 3B | HR | RBI | SB | .202 | 19 | 3 | 0 | 1 | 1 | 1 | <div>477</div> <div>JOHN WEHNER</div> <div>OF</div> <div>HT: 6'3" WT: 205 BATS: RIGHT THROWS: RIGHT BORN: 6-29-1967, Pittsburgh, PA</div> <div>1993 PITTSBURGH PIRATES BATTING RECORD</div> <table><tr><td>G</td><td>AB</td><td>R</td><td>H</td><td>2B</td><td>3B</td><td>HR</td><td>RBI</td><td>SB</td><td>SLG</td><td>BB</td><td>SO</td><td>AVG</td></tr><tr><td>29</td><td>35</td><td>3</td><td>5</td><td>0</td><td>0</td><td>0</td><td>0</td><td>0</td><td>.143</td><td>6</td><td>10</td><td>.143</td></tr></table> <div>CARDBOARD BASEBALL RATINGS</div> <table><tr><td>AVG</td><td>H</td><td>2B</td><td>3B</td><td>HR</td><td>RBI</td><td>SB</td></tr><tr><td>.143</td><td>5</td><td>0</td><td>0</td><td>0</td><td>0</td><td>1</td></tr></table> <div>DEFENSE RATING</div> <div>OF: </div> | | | | | | | | | | | | | G | AB | R | H | 2B | 3B | HR | RBI | SB | SLG | BB | SO | AVG | 29 | 35 | 3 | 5 | 0 | 0 | 0 | 0 | 0 | .143 | 6 | 10 | .143 | AVG | H | 2B | 3B | HR | RBI | SB | .143 | 5 | 0 | 0 | 0 | 0 | 1 |
| G | AB | R | H | 2B | 3B | HR | RBI | SB | SLG | BB | SO | AVG | | | | | | | | | | | | | | | | | | | | | | | | | | | | | | | | | | | | | | | | | | | | | | | | | | | | | | | | | | | | | | | | | | | | | | | | | | | | | | | | | | | | | | | | | | | | | |
| 27 | 94 | 6 | 19 | 3 | 0 | 1 | 10 | 0 | .266 | 7 | 13 | .202 | | | | | | | | | | | | | | | | | | | | | | | | | | | | | | | | | | | | | | | | | | | | | | | | | | | | | | | | | | | | | | | | | | | | | | | | | | | | | | | | | | | | | | | | | | | | | |
| AVG | H | 2B | 3B | HR | RBI | SB | | | | | | | | | | | | | | | | | | | | | | | | | | | | | | | | | | | | | | | | | | | | | | | | | | | | | | | | | | | | | | | | | | | | | | | | | | | | | | | | | | | | | | | | | | | | | | | | | | | |
| .202 | 19 | 3 | 0 | 1 | 1 | 1 | | | | | | | | | | | | | | | | | | | | | | | | | | | | | | | | | | | | | | | | | | | | | | | | | | | | | | | | | | | | | | | | | | | | | | | | | | | | | | | | | | | | | | | | | | | | | | | | | | | |
| G | AB | R | H | 2B | 3B | HR | RBI | SB | SLG | BB | SO | AVG | | | | | | | | | | | | | | | | | | | | | | | | | | | | | | | | | | | | | | | | | | | | | | | | | | | | | | | | | | | | | | | | | | | | | | | | | | | | | | | | | | | | | | | | | | | | | |
| 29 | 35 | 3 | 5 | 0 | 0 | 0 | 0 | 0 | .143 | 6 | 10 | .143 | | | | | | | | | | | | | | | | | | | | | | | | | | | | | | | | | | | | | | | | | | | | | | | | | | | | | | | | | | | | | | | | | | | | | | | | | | | | | | | | | | | | | | | | | | | | | |
| AVG | H | 2B | 3B | HR | RBI | SB | | | | | | | | | | | | | | | | | | | | | | | | | | | | | | | | | | | | | | | | | | | | | | | | | | | | | | | | | | | | | | | | | | | | | | | | | | | | | | | | | | | | | | | | | | | | | | | | | | | |
| .143 | 5 | 0 | 0 | 0 | 0 | 1 | | | | | | | | | | | | | | | | | | | | | | | | | | | | | | | | | | | | | | | | | | | | | | | | | | | | | | | | | | | | | | | | | | | | | | | | | | | | | | | | | | | | | | | | | | | | | | | | | | | |
| <div>474</div> <div>TURNER WARD</div> <div>OF</div> <div>HT: 6'2" WT: 200 BATS: BOTH THROWS: RIGHT BORN: 4-11-1965, Orlando, FL</div> <div>1993 TORONTO BLUE JAYS BATTING RECORD</div> <table><tr><td>G</td><td>AB</td><td>R</td><td>H</td><td>2B</td><td>3B</td><td>HR</td><td>RBI</td><td>SB</td><td>SLG</td><td>BB</td><td>SO</td><td>AVG</td></tr><tr><td>72</td><td>167</td><td>20</td><td>32</td><td>4</td><td>2</td><td>4</td><td>28</td><td>3</td><td>.311</td><td>23</td><td>26</td><td>.192</td></tr></table> <div>CARDBOARD BASEBALL RATINGS</div> <table><tr><td>AVG</td><td>H</td><td>2B</td><td>3B</td><td>HR</td><td>RBI</td><td>SB</td></tr><tr><td>.192</td><td>32</td><td>4</td><td>2</td><td>4</td><td>2</td><td>1</td></tr></table> <div>DEFENSE RATING</div> <div>OF: </div> | | | | | | | | | | | | | G | AB | R | H | 2B | 3B | HR | RBI | SB | SLG | BB | SO | AVG | 72 | 167 | 20 | 32 | 4 | 2 | 4 | 28 | 3 | .311 | 23 | 26 | .192 | AVG | H | 2B | 3B | HR | RBI | SB | .192 | 32 | 4 | 2 | 4 | 2 | 1 | <div>478</div> <div>WALT WEISS</div> <div>SS</div> <div>HT: 6'0" WT: 175 BATS: BOTH THROWS: RIGHT BORN: 11-28-1963, Tuxedo, NY</div> <div>1993 FLORIDA MARLINS BATTING RECORD</div> <table><tr><td>G</td><td>AB</td><td>R</td><td>H</td><td>2B</td><td>3B</td><td>HR</td><td>RBI</td><td>SB</td><td>SLG</td><td>BB</td><td>SO</td><td>AVG</td></tr><tr><td>158</td><td>500</td><td>50</td><td>133</td><td>14</td><td>2</td><td>1</td><td>39</td><td>7</td><td>.308</td><td>79</td><td>73</td><td>.266</td></tr></table> <div>CARDBOARD BASEBALL RATINGS</div> <table><tr><td>AVG</td><td>H</td><td>2B</td><td>3B</td><td>HR</td><td>RBI</td><td>SB</td></tr><tr><td>.266</td><td>133</td><td>14</td><td>2</td><td>1</td><td>3</td><td>1</td></tr></table> <div>DEFENSE RATING</div> <div>SS: </div> | | | | | | | | | | | | | G | AB | R | H | 2B | 3B | HR | RBI | SB | SLG | BB | SO | AVG | 158 | 500 | 50 | 133 | 14 | 2 | 1 | 39 | 7 | .308 | 79 | 73 | .266 | AVG | H | 2B | 3B | HR | RBI | SB | .266 | 133 | 14 | 2 | 1 | 3 | 1 |
| G | AB | R | H | 2B | 3B | HR | RBI | SB | SLG | BB | SO | AVG | | | | | | | | | | | | | | | | | | | | | | | | | | | | | | | | | | | | | | | | | | | | | | | | | | | | | | | | | | | | | | | | | | | | | | | | | | | | | | | | | | | | | | | | | | | | | |
| 72 | 167 | 20 | 32 | 4 | 2 | 4 | 28 | 3 | .311 | 23 | 26 | .192 | | | | | | | | | | | | | | | | | | | | | | | | | | | | | | | | | | | | | | | | | | | | | | | | | | | | | | | | | | | | | | | | | | | | | | | | | | | | | | | | | | | | | | | | | | | | | |
| AVG | H | 2B | 3B | HR | RBI | SB | | | | | | | | | | | | | | | | | | | | | | | | | | | | | | | | | | | | | | | | | | | | | | | | | | | | | | | | | | | | | | | | | | | | | | | | | | | | | | | | | | | | | | | | | | | | | | | | | | | |
| .192 | 32 | 4 | 2 | 4 | 2 | 1 | | | | | | | | | | | | | | | | | | | | | | | | | | | | | | | | | | | | | | | | | | | | | | | | | | | | | | | | | | | | | | | | | | | | | | | | | | | | | | | | | | | | | | | | | | | | | | | | | | | |
| G | AB | R | H | 2B | 3B | HR | RBI | SB | SLG | BB | SO | AVG | | | | | | | | | | | | | | | | | | | | | | | | | | | | | | | | | | | | | | | | | | | | | | | | | | | | | | | | | | | | | | | | | | | | | | | | | | | | | | | | | | | | | | | | | | | | | |
| 158 | 500 | 50 | 133 | 14 | 2 | 1 | 39 | 7 | .308 | 79 | 73 | .266 | | | | | | | | | | | | | | | | | | | | | | | | | | | | | | | | | | | | | | | | | | | | | | | | | | | | | | | | | | | | | | | | | | | | | | | | | | | | | | | | | | | | | | | | | | | | | |
| AVG | H | 2B | 3B | HR | RBI | SB | | | | | | | | | | | | | | | | | | | | | | | | | | | | | | | | | | | | | | | | | | | | | | | | | | | | | | | | | | | | | | | | | | | | | | | | | | | | | | | | | | | | | | | | | | | | | | | | | | | |
| .266 | 133 | 14 | 2 | 1 | 3 | 1 | | | | | | | | | | | | | | | | | | | | | | | | | | | | | | | | | | | | | | | | | | | | | | | | | | | | | | | | | | | | | | | | | | | | | | | | | | | | | | | | | | | | | | | | | | | | | | | | | | | |
| <div>475</div> <div>LENNY WEBSTER</div> <div>C</div> <div>HT: 5'9" WT: 185 BATS: RIGHT THROWS: RIGHT BORN: 2-10-1965, New Orleans, LA</div> <div>1993 MINNESOTA TWINS BATTING RECORD</div> <table><tr><td>G</td><td>AB</td><td>R</td><td>H</td><td>2B</td><td>3B</td><td>HR</td><td>RBI</td><td>SB</td><td>SLG</td><td>BB</td><td>SO</td><td>AVG</td></tr><tr><td>49</td><td>106</td><td>14</td><td>21</td><td>2</td><td>0</td><td>1</td><td>8</td><td>1</td><td>.245</td><td>11</td><td>8</td><td>.198</td></tr></table> <div>CARDBOARD BASEBALL RATINGS</div> <table><tr><td>AVG</td><td>H</td><td>2B</td><td>3B</td><td>HR</td><td>RBI</td><td>SB</td></tr><tr><td>.198</td><td>21</td><td>2</td><td>0</td><td>1</td><td>0</td><td>1</td></tr></table> <div>DEFENSE RATING</div> | | | | | | | | | | | | | G | AB | R | H | 2B | 3B | HR | RBI | SB | SLG | BB | SO | AVG | 49 | 106 | 14 | 21 | 2 | 0 | 1 | 8 | 1 | .245 | 11 | 8 | .198 | AVG | H | 2B | 3B | HR | RBI | SB | .198 | 21 | 2 | 0 | 1 | 0 | 1 | <div>479</div> <div>LOU WHITAKER</div> <div>2B</div> <div>HT: 5'11" WT: 160 BATS: LEFT THROWS: RIGHT BORN: 5-12-1957, Brooklyn, NY</div> <div>1993 DETROIT TIGERS BATTING RECORD</div> <table><tr><td>G</td><td>AB</td><td>R</td><td>H</td><td>2B</td><td>3B</td><td>HR</td><td>RBI</td><td>SB</td><td>SLG</td><td>BB</td><td>SO</td><td>AVG</td></tr><tr><td>119</td><td>383</td><td>72</td><td>111</td><td>32</td><td>1</td><td>9</td><td>67</td><td>3</td><td>.449</td><td>78</td><td>46</td><td>.290</td></tr></table> <div>CARDBOARD BASEBALL RATINGS</div> <table><tr><td>AVG</td><td>H</td><td>2B</td><td>3B</td><td>HR</td><td>RBI</td><td>SB</td></tr><tr><td>.290</td><td>111</td><td>32</td><td>1</td><td>9</td><td>6</td><td>1</td></tr></table> <div>DEFENSE RATING</div> <div>2B: </div> | | | | | | | | | | | | | G | AB | R | H | 2B | 3B | HR | RBI | SB | SLG | BB | SO | AVG | 119 | 383 | 72 | 111 | 32 | 1 | 9 | 67 | 3 | .449 | 78 | 46 | .290 | AVG | H | 2B | 3B | HR | RBI | SB | .290 | 111 | 32 | 1 | 9 | 6 | 1 |
| G | AB | R | H | 2B | 3B | HR | RBI | SB | SLG | BB | SO | AVG | | | | | | | | | | | | | | | | | | | | | | | | | | | | | | | | | | | | | | | | | | | | | | | | | | | | | | | | | | | | | | | | | | | | | | | | | | | | | | | | | | | | | | | | | | | | | |
| 49 | 106 | 14 | 21 | 2 | 0 | 1 | 8 | 1 | .245 | 11 | 8 | .198 | | | | | | | | | | | | | | | | | | | | | | | | | | | | | | | | | | | | | | | | | | | | | | | | | | | | | | | | | | | | | | | | | | | | | | | | | | | | | | | | | | | | | | | | | | | | | |
| AVG | H | 2B | 3B | HR | RBI | SB | | | | | | | | | | | | | | | | | | | | | | | | | | | | | | | | | | | | | | | | | | | | | | | | | | | | | | | | | | | | | | | | | | | | | | | | | | | | | | | | | | | | | | | | | | | | | | | | | | | |
| .198 | 21 | 2 | 0 | 1 | 0 | 1 | | | | | | | | | | | | | | | | | | | | | | | | | | | | | | | | | | | | | | | | | | | | | | | | | | | | | | | | | | | | | | | | | | | | | | | | | | | | | | | | | | | | | | | | | | | | | | | | | | | |
| G | AB | R | H | 2B | 3B | HR | RBI | SB | SLG | BB | SO | AVG | | | | | | | | | | | | | | | | | | | | | | | | | | | | | | | | | | | | | | | | | | | | | | | | | | | | | | | | | | | | | | | | | | | | | | | | | | | | | | | | | | | | | | | | | | | | | |
| 119 | 383 | 72 | 111 | 32 | 1 | 9 | 67 | 3 | .449 | 78 | 46 | .290 | | | | | | | | | | | | | | | | | | | | | | | | | | | | | | | | | | | | | | | | | | | | | | | | | | | | | | | | | | | | | | | | | | | | | | | | | | | | | | | | | | | | | | | | | | | | | |
| AVG | H | 2B | 3B | HR | RBI | SB | | | | | | | | | | | | | | | | | | | | | | | | | | | | | | | | | | | | | | | | | | | | | | | | | | | | | | | | | | | | | | | | | | | | | | | | | | | | | | | | | | | | | | | | | | | | | | | | | | | |
| .290 | 111 | 32 | 1 | 9 | 6 | 1 | | | | | | | | | | | | | | | | | | | | | | | | | | | | | | | | | | | | | | | | | | | | | | | | | | | | | | | | | | | | | | | | | | | | | | | | | | | | | | | | | | | | | | | | | | | | | | | | | | | |
| <div>476</div> <div>MITCH WEBSTER</div> <div>OF</div> <div>HT: 6'0" WT: 185 BATS: BOTH THROWS: LEFT BORN: 5-16-1959, Larned, KS</div> <div>1993 LOS ANGELES DODGERS BATTING RECORD</div> <table><tr><td>G</td><td>AB</td><td>R</td><td>H</td><td>2B</td><td>3B</td><td>HR</td><td>RBI</td><td>SB</td><td>SLG</td><td>BB</td><td>SO</td><td>AVG</td></tr><tr><td>88</td><td>172</td><td>26</td><td>42</td><td>6</td><td>2</td><td>2</td><td>14</td><td>4</td><td>.337</td><td>11</td><td>24</td><td>.244</td></tr></table> <div>CARDBOARD BASEBALL RATINGS</div> <table><tr><td>AVG</td><td>H</td><td>2B</td><td>3B</td><td>HR</td><td>RBI</td><td>SB</td></tr><tr><td>.244</td><td>42</td><td>6</td><td>2</td><td>2</td><td>1</td><td>1</td></tr></table> <div>DEFENSE RATING</div> <div>OF: </div> | | | | | | | | | | | | | G | AB | R | H | 2B | 3B | HR | RBI | SB | SLG | BB | SO | AVG | 88 | 172 | 26 | 42 | 6 | 2 | 2 | 14 | 4 | .337 | 11 | 24 | .244 | AVG | H | 2B | 3B | HR | RBI | SB | .244 | 42 | 6 | 2 | 2 | 1 | 1 | <div>480</div> <div>DEVON WHITE</div> <div>OF</div> <div>HT: 6'1" WT: 170 BATS: BOTH THROWS: RIGHT BORN: 12-29-1962, Kingston, Jamaica</div> <div>1993 TORONTO BLUE JAYS BATTING RECORD</div> <table><tr><td>G</td><td>AB</td><td>R</td><td>H</td><td>2B</td><td>3B</td><td>HR</td><td>RBI</td><td>SB</td><td>SLG</td><td>BB</td><td>SO</td><td>AVG</td></tr><tr><td>146</td><td>598</td><td>116</td><td>163</td><td>42</td><td>6</td><td>15</td><td>52</td><td>34</td><td>.438</td><td>57</td><td>127</td><td>.273</td></tr></table> <div>CARDBOARD BASEBALL RATINGS</div> <table><tr><td>AVG</td><td>H</td><td>2B</td><td>3B</td><td>HR</td><td>RBI</td><td>SB</td></tr><tr><td>.273</td><td>163</td><td>42</td><td>6</td><td>15</td><td>5</td><td>3</td></tr></table> <div>DEFENSE RATING</div> <div>OF: </div> | | | | | | | | | | | | | G | AB | R | H | 2B | 3B | HR | RBI | SB | SLG | BB | SO | AVG | 146 | 598 | 116 | 163 | 42 | 6 | 15 | 52 | 34 | .438 | 57 | 127 | .273 | AVG | H | 2B | 3B | HR | RBI | SB | .273 | 163 | 42 | 6 | 15 | 5 | 3 |
| G | AB | R | H | 2B | 3B | HR | RBI | SB | SLG | BB | SO | AVG | | | | | | | | | | | | | | | | | | | | | | | | | | | | | | | | | | | | | | | | | | | | | | | | | | | | | | | | | | | | | | | | | | | | | | | | | | | | | | | | | | | | | | | | | | | | | |
| 88 | 172 | 26 | 42 | 6 | 2 | 2 | 14 | 4 | .337 | 11 | 24 | .244 | | | | | | | | | | | | | | | | | | | | | | | | | | | | | | | | | | | | | | | | | | | | | | | | | | | | | | | | | | | | | | | | | | | | | | | | | | | | | | | | | | | | | | | | | | | | | |
| AVG | H | 2B | 3B | HR | RBI | SB | | | | | | | | | | | | | | | | | | | | | | | | | | | | | | | | | | | | | | | | | | | | | | | | | | | | | | | | | | | | | | | | | | | | | | | | | | | | | | | | | | | | | | | | | | | | | | | | | | | |
| .244 | 42 | 6 | 2 | 2 | 1 | 1 | | | | | | | | | | | | | | | | | | | | | | | | | | | | | | | | | | | | | | | | | | | | | | | | | | | | | | | | | | | | | | | | | | | | | | | | | | | | | | | | | | | | | | | | | | | | | | | | | | | |
| G | AB | R | H | 2B | 3B | HR | RBI | SB | SLG | BB | SO | AVG | | | | | | | | | | | | | | | | | | | | | | | | | | | | | | | | | | | | | | | | | | | | | | | | | | | | | | | | | | | | | | | | | | | | | | | | | | | | | | | | | | | | | | | | | | | | | |
| 146 | 598 | 116 | 163 | 42 | 6 | 15 | 52 | 34 | .438 | 57 | 127 | .273 | | | | | | | | | | | | | | | | | | | | | | | | | | | | | | | | | | | | | | | | | | | | | | | | | | | | | | | | | | | | | | | | | | | | | | | | | | | | | | | | | | | | | | | | | | | | | |
| AVG | H | 2B | 3B | HR | RBI | SB | | | | | | | | | | | | | | | | | | | | | | | | | | | | | | | | | | | | | | | | | | | | | | | | | | | | | | | | | | | | | | | | | | | | | | | | | | | | | | | | | | | | | | | | | | | | | | | | | | | |
| .273 | 163 | 42 | 6 | 15 | 5 | 3 | | | | | | | | | | | | | | | | | | | | | | | | | | | | | | | | | | | | | | | | | | | | | | | | | | | | | | | | | | | | | | | | | | | | | | | | | | | | | | | | | | | | | | | | | | | | | | | | | | | |



| | | | | | | | | | | | | | | | | | |
|-----|---------------|----|--|---|------|----|----|----|----|-----|----|-----|----|------|----|----|------|
| 481 | DERRICK WHITE | 1B | HT: 6'1" WT: 220 BATS: RIGHT THROWS: RIGHT BORN: 10-12-1969, San Rafael, CA | 1993 MONTREAL EXPOS BATTING RECORD | G | AB | R | H | 2B | 3B | HR | RBI | SB | SLG | BB | SO | AVG |
| | | | | | 17 | 49 | 6 | 11 | 3 | 0 | 2 | 4 | 2 | .408 | 2 | 12 | .224 |
| | | | | CARDBOARD BASEBALL RATINGS | AVG | H | 2B | 3B | HR | RBI | SB | | | | | | |
| | | | | | .224 | 11 | 3 | 0 | 2 | 0 | 1 | | | | | | |
| | | | | DEFENSE RATING | | | | | | | | | | | | | |
| | | | | 1B:    | | | | | | | | | | | | | |



| | | | | | | | | | | | | | | | | | |
|-----|--------------|---|---|----------------------------------|------|-----|----|-----|----|-----|----|-----|----|------|----|----|------|
| 485 | RICK WILKINS | C | HT: 6'2" WT: 210 BATS: LEFT THROWS: RIGHT BORN: 6-4-1967, Jacksonville, FL | 1993 CHICAGO CUBS BATTING RECORD | G | AB | R | H | 2B | 3B | HR | RBI | SB | SLG | BB | SO | AVG |
| | | | | | 136 | 446 | 78 | 135 | 23 | 1 | 30 | 73 | 2 | .561 | 50 | 99 | .303 |
| | | | | CARDBOARD BASEBALL RATINGS | AVG | H | 2B | 3B | HR | RBI | SB | | | | | | |
| | | | | | .303 | 135 | 23 | 1 | 30 | 7 | 1 | | | | | | |
| | | | | DEFENSE RATING | | | | | | | | | | | | | |
| | | | | | | | | | | | | | | | | | |



| | | | | | | | | | | | | | | | | | |
|-----|-------------|----|--|---|------|-----|----|-----|----|-----|----|-----|----|------|----|-----|------|
| 482 | MARK WHITEN | OF | HT: 6'3" WT: 210 BATS: BOTH THROWS: RIGHT BORN: 11-25-1966, Pensacola, FL | 1993 ST. LOUIS CARDINALS BATTING RECORD | G | AB | R | H | 2B | 3B | HR | RBI | SB | SLG | BB | SO | AVG |
| | | | | | 152 | 562 | 81 | 142 | 13 | 4 | 25 | 99 | 15 | .423 | 58 | 110 | .253 |
| | | | | CARDBOARD BASEBALL RATINGS | AVG | H | 2B | 3B | HR | RBI | SB | | | | | | |
| | | | | | .253 | 142 | 13 | 4 | 25 | 9 | 2 | | | | | | |
| | | | | DEFENSE RATING | | | | | | | | | | | | | |
| | | | | OF:   | | | | | | | | | | | | | |





























| | | | | | | | | | | | | | | | | | |
|-----|-----------------|----|--|--|------|-----|----|-----|----|-----|----|-----|----|------|----|-----|------|
| 486 | BERNIE WILLIAMS | OF | HT: 6'2" WT: 180 BATS: BOTH THROWS: RIGHT BORN: 9-13-1968, San Juan, P.R. | 1993 NEW YORK YANKEES BATTING RECORD | G | AB | R | H | 2B | 3B | HR | RBI | SB | SLG | BB | SO | AVG |
| | | | | | 139 | 567 | 67 | 152 | 31 | 4 | 12 | 68 | 9 | .400 | 53 | 106 | .268 |
| | | | | CARDBOARD BASEBALL RATINGS | AVG | H | 2B | 3B | HR | RBI | SB | | | | | | |
| | | | | | .268 | 152 | 31 | 4 | 12 | 6 | 1 | | | | | | |
| | | | | DEFENSE RATING | | | | | | | | | | | | | |
| | | | | OF:    | | | | | | | | | | | | | |










| | | | | | | | | | | | | | | | | | |
|-----|---------------|----|--|---|------|----|----|----|----|-----|----|-----|----|------|----|----|------|
| 483 | RONDELL WHITE | OF | HT: 6'1" WT: 193 BATS: RIGHT THROWS: RIGHT BORN: 2-23-1972, Milledgeville, GA | 1993 MONTREAL EXPOS BATTING RECORD | G | AB | R | H | 2B | 3B | HR | RBI | SB | SLG | BB | SO | AVG |
| | | | | | 23 | 73 | 9 | 19 | 3 | 1 | 2 | 15 | 1 | .411 | 7 | 16 | .260 |
| | | | | CARDBOARD BASEBALL RATINGS | AVG | H | 2B | 3B | HR | RBI | SB | | | | | | |
| | | | | | .260 | 19 | 3 | 1 | 2 | 1 | 1 | | | | | | |
| | | | | DEFENSE RATING | | | | | | | | | | | | | |
| | | | | OF:  | | | | | | | | | | | | | |

| | | | | | | | | | | | | | | | | | |
|-----|-----------------|----|--|---|------|----|----|----|----|-----|----|-----|----|------|----|----|------|
| 487 | GERALD WILLIAMS | OF | HT: 6'2" WT: 190 BATS: RIGHT THROWS: RIGHT BORN: 8-10-1966, New Orleans, LA | 1993 NEW YORK YANKEES BATTING RECORD | G | AB | R | H | 2B | 3B | HR | RBI | SB | SLG | BB | SO | AVG |
| | | | | | 42 | 67 | 11 | 10 | 2 | 3 | 0 | 6 | 2 | .269 | 1 | 14 | .149 |
| | | | | CARDBOARD BASEBALL RATINGS | AVG | H | 2B | 3B | HR | RBI | SB | | | | | | |
| | | | | | .149 | 10 | 2 | 3 | 0 | 0 | 1 | | | | | | |
| | | | | DEFENSE RATING | | | | | | | | | | | | | |
| | | | | OF:   | | | | | | | | | | | | | |

| | | | | | | | | | | | | | | | | | |
|-----|------------------|----|--|---|------|-----|----|----|----|-----|----|-----|----|------|----|----|------|
| 484 | DARRELL WHITMORE | OF | HT: 6'1" WT: 210 BATS: LEFT THROWS: RIGHT BORN: 11-18-1968, Front Royal, VA | 1993 FLORIDA MARLINS BATTING RECORD | G | AB | R | H | 2B | 3B | HR | RBI | SB | SLG | BB | SO | AVG |
| | | | | | 76 | 250 | 24 | 51 | 8 | 2 | 4 | 19 | 4 | .300 | 10 | 72 | .204 |
| | | | | CARDBOARD BASEBALL RATINGS | AVG | H | 2B | 3B | HR | RBI | SB | | | | | | |
| | | | | | .204 | 51 | 8 | 2 | 4 | 1 | 1 | | | | | | |
| | | | | DEFENSE RATING | | | | | | | | | | | | | |
| | | | | OF:   | | | | | | | | | | | | | |

| | | | | | | | | | | | | | | | | | |
|-----|---------------|----|--|---|------|-----|-----|-----|----|-----|----|-----|----|------|----|----|------|
| 488 | MATT WILLIAMS | 3B | HT: 6'2" WT: 205 BATS: RIGHT THROWS: RIGHT BORN: 11-28-1965, Bishop, CA | 1993 SAN FRANCISCO GIANTS BATTING RECORD | G | AB | R | H | 2B | 3B | HR | RBI | SB | SLG | BB | SO | AVG |
| | | | | | 145 | 579 | 105 | 170 | 33 | 4 | 38 | 110 | 1 | .561 | 27 | 80 | .294 |
| | | | | CARDBOARD BASEBALL RATINGS | AVG | H | 2B | 3B | HR | RBI | SB | | | | | | |
| | | | | | .294 | 170 | 33 | 4 | 38 | 11 | 1 | | | | | | |
| | | | | DEFENSE RATING | | | | | | | | | | | | | |
| | | | | 3B:   | | | | | | | | | | | | | |

| | | | | | | | | | | | | | | | | | | | | | | | | | | | | | | | | | | | | | | | | | | | | | | | | | | | | | | | | | | | | | | | | | | | | | | | | | | | | | | | | | | | | | | | | | | | | | | | | | | | | | | | | | |
|--|-----|----|-----|----|-----|----|-----|----|------|----|-----|------|---|----|---|---|----|----|----|-----|----|-----|----|----|-----|-----|-----|----|-----|----|---|----|----|---|------|----|-----|------|-----|---|----|----|----|-----|----|------|-----|----|---|----|---|---|--|--|--|--|--|--|--|--|--|--|--|--|--|---|----|---|---|----|----|----|-----|----|-----|----|----|-----|-----|-----|----|-----|----|---|---|----|----|------|----|----|------|-----|---|----|----|----|-----|----|------|-----|----|---|---|---|---|
| <div>489</div> <div>CRAIG WILSON</div> <div>3B</div> <div>HT: 5'11" WT: 175 BATS: RIGHT THROWS: RIGHT</div> <div>BORN: 11-28-1964, Annapolis, MD</div> <div>1993 KANSAS CITY ROYALS BATTING RECORD</div> <table><tr><td>G</td><td>AB</td><td>R</td><td>H</td><td>2B</td><td>3B</td><td>HR</td><td>RBI</td><td>SB</td><td>SLG</td><td>BB</td><td>SO</td><td>AVG</td></tr><tr><td>21</td><td>49</td><td>6</td><td>13</td><td>1</td><td>0</td><td>1</td><td>3</td><td>1</td><td>.347</td><td>7</td><td>6</td><td>.265</td></tr></table> <div>CARDBOARD BASEBALL RATINGS</div> <table><tr><td>AVG</td><td>H</td><td>2B</td><td>3B</td><td>HR</td><td>RBI</td><td>SB</td></tr><tr><td>.265</td><td>13</td><td>1</td><td>0</td><td>1</td><td>0</td><td>1</td></tr></table> <div>DEFENSE RATING</div> <div>3B:  </div> | | | | | | | | | | | | | G | AB | R | H | 2B | 3B | HR | RBI | SB | SLG | BB | SO | AVG | 21 | 49 | 6 | 13 | 1 | 0 | 1 | 3 | 1 | .347 | 7 | 6 | .265 | AVG | H | 2B | 3B | HR | RBI | SB | .265 | 13 | 1 | 0 | 1 | 0 | 1 | <div>493</div> <div>TRACY WOODSON</div> <div>3B-1B</div> <div>HT: 6'3" WT: 215 BATS: RIGHT THROWS: RIGHT</div> <div>BORN: 10-5-1962, Richmond, VA</div> <div>1993 ST. LOUIS CARDINALS BATTING RECORD</div> <table><tr><td>G</td><td>AB</td><td>R</td><td>H</td><td>2B</td><td>3B</td><td>HR</td><td>RBI</td><td>SB</td><td>SLG</td><td>BB</td><td>SO</td><td>AVG</td></tr><tr><td>62</td><td>77</td><td>4</td><td>16</td><td>2</td><td>0</td><td>0</td><td>2</td><td>0</td><td>.234</td><td>1</td><td>14</td><td>.208</td></tr></table> <div>CARDBOARD BASEBALL RATINGS</div> <table><tr><td>AVG</td><td>H</td><td>2B</td><td>3B</td><td>HR</td><td>RBI</td><td>SB</td></tr><tr><td>.208</td><td>16</td><td>2</td><td>0</td><td>0</td><td>0</td><td>1</td></tr></table> <div>DEFENSE RATING</div> <div>3B:    1B:  </div> | | | | | | | | | | | | | G | AB | R | H | 2B | 3B | HR | RBI | SB | SLG | BB | SO | AVG | 62 | 77 | 4 | 16 | 2 | 0 | 0 | 2 | 0 | .234 | 1 | 14 | .208 | AVG | H | 2B | 3B | HR | RBI | SB | .208 | 16 | 2 | 0 | 0 | 0 | 1 |
| G | AB | R | H | 2B | 3B | HR | RBI | SB | SLG | BB | SO | AVG | | | | | | | | | | | | | | | | | | | | | | | | | | | | | | | | | | | | | | | | | | | | | | | | | | | | | | | | | | | | | | | | | | | | | | | | | | | | | | | | | | | | | | | | | | | | | |
| 21 | 49 | 6 | 13 | 1 | 0 | 1 | 3 | 1 | .347 | 7 | 6 | .265 | | | | | | | | | | | | | | | | | | | | | | | | | | | | | | | | | | | | | | | | | | | | | | | | | | | | | | | | | | | | | | | | | | | | | | | | | | | | | | | | | | | | | | | | | | | | | |
| AVG | H | 2B | 3B | HR | RBI | SB | | | | | | | | | | | | | | | | | | | | | | | | | | | | | | | | | | | | | | | | | | | | | | | | | | | | | | | | | | | | | | | | | | | | | | | | | | | | | | | | | | | | | | | | | | | | | | | | | | | |
| .265 | 13 | 1 | 0 | 1 | 0 | 1 | | | | | | | | | | | | | | | | | | | | | | | | | | | | | | | | | | | | | | | | | | | | | | | | | | | | | | | | | | | | | | | | | | | | | | | | | | | | | | | | | | | | | | | | | | | | | | | | | | | |
| G | AB | R | H | 2B | 3B | HR | RBI | SB | SLG | BB | SO | AVG | | | | | | | | | | | | | | | | | | | | | | | | | | | | | | | | | | | | | | | | | | | | | | | | | | | | | | | | | | | | | | | | | | | | | | | | | | | | | | | | | | | | | | | | | | | | | |
| 62 | 77 | 4 | 16 | 2 | 0 | 0 | 2 | 0 | .234 | 1 | 14 | .208 | | | | | | | | | | | | | | | | | | | | | | | | | | | | | | | | | | | | | | | | | | | | | | | | | | | | | | | | | | | | | | | | | | | | | | | | | | | | | | | | | | | | | | | | | | | | | |
| AVG | H | 2B | 3B | HR | RBI | SB | | | | | | | | | | | | | | | | | | | | | | | | | | | | | | | | | | | | | | | | | | | | | | | | | | | | | | | | | | | | | | | | | | | | | | | | | | | | | | | | | | | | | | | | | | | | | | | | | | | |
| .208 | 16 | 2 | 0 | 0 | 0 | 1 | | | | | | | | | | | | | | | | | | | | | | | | | | | | | | | | | | | | | | | | | | | | | | | | | | | | | | | | | | | | | | | | | | | | | | | | | | | | | | | | | | | | | | | | | | | | | | | | | | | |
| <div>490</div> <div>DAN WILSON</div> <div>C</div> <div>HT: 6'3" WT: 190 BATS: RIGHT THROWS: RIGHT</div> <div>BORN: 3-25-1969, Arlington Heights, IL</div> <div>1993 CINCINNATI REDS BATTING RECORD</div> <table><tr><td>G</td><td>AB</td><td>R</td><td>H</td><td>2B</td><td>3B</td><td>HR</td><td>RBI</td><td>SB</td><td>SLG</td><td>BB</td><td>SO</td><td>AVG</td></tr><tr><td>36</td><td>76</td><td>6</td><td>17</td><td>3</td><td>0</td><td>0</td><td>8</td><td>0</td><td>.263</td><td>9</td><td>16</td><td>.224</td></tr></table> <div>CARDBOARD BASEBALL RATINGS</div> <table><tr><td>AVG</td><td>H</td><td>2B</td><td>3B</td><td>HR</td><td>RBI</td><td>SB</td></tr><tr><td>.224</td><td>17</td><td>3</td><td>0</td><td>0</td><td>0</td><td>1</td></tr></table> <div>DEFENSE RATING</div> | | | | | | | | | | | | | G | AB | R | H | 2B | 3B | HR | RBI | SB | SLG | BB | SO | AVG | 36 | 76 | 6 | 17 | 3 | 0 | 0 | 8 | 0 | .263 | 9 | 16 | .224 | AVG | H | 2B | 3B | HR | RBI | SB | .224 | 17 | 3 | 0 | 0 | 0 | 1 | <div>494</div> <div>ERIC YELDING</div> <div>2B-3B</div> <div>HT: 5'11" WT: 170 BATS: RIGHT THROWS: RIGHT</div> <div>BORN: 2-22-1965, Montrose, AL</div> <div>1993 CHICAGO CUBS BATTING RECORD</div> <table><tr><td>G</td><td>AB</td><td>R</td><td>H</td><td>2B</td><td>3B</td><td>HR</td><td>RBI</td><td>SB</td><td>SLG</td><td>BB</td><td>SO</td><td>AVG</td></tr><tr><td>69</td><td>108</td><td>14</td><td>22</td><td>5</td><td>1</td><td>1</td><td>10</td><td>3</td><td>.296</td><td>11</td><td>22</td><td>.204</td></tr></table> <div>CARDBOARD BASEBALL RATINGS</div> <table><tr><td>AVG</td><td>H</td><td>2B</td><td>3B</td><td>HR</td><td>RBI</td><td>SB</td></tr><tr><td>.204</td><td>22</td><td>5</td><td>1</td><td>1</td><td>1</td><td>1</td></tr></table> <div>DEFENSE RATING</div> <div>2B:    3B:  </div> | | | | | | | | | | | | | G | AB | R | H | 2B | 3B | HR | RBI | SB | SLG | BB | SO | AVG | 69 | 108 | 14 | 22 | 5 | 1 | 1 | 10 | 3 | .296 | 11 | 22 | .204 | AVG | H | 2B | 3B | HR | RBI | SB | .204 | 22 | 5 | 1 | 1 | 1 | 1 |
| G | AB | R | H | 2B | 3B | HR | RBI | SB | SLG | BB | SO | AVG | | | | | | | | | | | | | | | | | | | | | | | | | | | | | | | | | | | | | | | | | | | | | | | | | | | | | | | | | | | | | | | | | | | | | | | | | | | | | | | | | | | | | | | | | | | | | |
| 36 | 76 | 6 | 17 | 3 | 0 | 0 | 8 | 0 | .263 | 9 | 16 | .224 | | | | | | | | | | | | | | | | | | | | | | | | | | | | | | | | | | | | | | | | | | | | | | | | | | | | | | | | | | | | | | | | | | | | | | | | | | | | | | | | | | | | | | | | | | | | | |
| AVG | H | 2B | 3B | HR | RBI | SB | | | | | | | | | | | | | | | | | | | | | | | | | | | | | | | | | | | | | | | | | | | | | | | | | | | | | | | | | | | | | | | | | | | | | | | | | | | | | | | | | | | | | | | | | | | | | | | | | | | |
| .224 | 17 | 3 | 0 | 0 | 0 | 1 | | | | | | | | | | | | | | | | | | | | | | | | | | | | | | | | | | | | | | | | | | | | | | | | | | | | | | | | | | | | | | | | | | | | | | | | | | | | | | | | | | | | | | | | | | | | | | | | | | | |
| G | AB | R | H | 2B | 3B | HR | RBI | SB | SLG | BB | SO | AVG | | | | | | | | | | | | | | | | | | | | | | | | | | | | | | | | | | | | | | | | | | | | | | | | | | | | | | | | | | | | | | | | | | | | | | | | | | | | | | | | | | | | | | | | | | | | | |
| 69 | 108 | 14 | 22 | 5 | 1 | 1 | 10 | 3 | .296 | 11 | 22 | .204 | | | | | | | | | | | | | | | | | | | | | | | | | | | | | | | | | | | | | | | | | | | | | | | | | | | | | | | | | | | | | | | | | | | | | | | | | | | | | | | | | | | | | | | | | | | | | |
| AVG | H | 2B | 3B | HR | RBI | SB | | | | | | | | | | | | | | | | | | | | | | | | | | | | | | | | | | | | | | | | | | | | | | | | | | | | | | | | | | | | | | | | | | | | | | | | | | | | | | | | | | | | | | | | | | | | | | | | | | | |
| .204 | 22 | 5 | 1 | 1 | 1 | 1 | | | | | | | | | | | | | | | | | | | | | | | | | | | | | | | | | | | | | | | | | | | | | | | | | | | | | | | | | | | | | | | | | | | | | | | | | | | | | | | | | | | | | | | | | | | | | | | | | | | |
| <div>491</div> <div>WILLIE WILSON</div> <div>OF</div> <div>HT: 6'3" WT: 190 BATS: BOTH THROWS: RIGHT</div> <div>BORN: 7-9-1955, Montgomery, AL</div> <div>1993 CHICAGO CUBS BATTING RECORD</div> <table><tr><td>G</td><td>AB</td><td>R</td><td>H</td><td>2B</td><td>3B</td><td>HR</td><td>RBI</td><td>SB</td><td>SLG</td><td>BB</td><td>SO</td><td>AVG</td></tr><tr><td>105</td><td>221</td><td>29</td><td>57</td><td>11</td><td>3</td><td>1</td><td>11</td><td>7</td><td>.348</td><td>11</td><td>40</td><td>.258</td></tr></table> <div>CARDBOARD BASEBALL RATINGS</div> <table><tr><td>AVG</td><td>H</td><td>2B</td><td>3B</td><td>HR</td><td>RBI</td><td>SB</td></tr><tr><td>.258</td><td>57</td><td>11</td><td>3</td><td>1</td><td>1</td><td>1</td></tr></table> <div>DEFENSE RATING</div> <div>OF:  </div> | | | | | | | | | | | | | G | AB | R | H | 2B | 3B | HR | RBI | SB | SLG | BB | SO | AVG | 105 | 221 | 29 | 57 | 11 | 3 | 1 | 11 | 7 | .348 | 11 | 40 | .258 | AVG | H | 2B | 3B | HR | RBI | SB | .258 | 57 | 11 | 3 | 1 | 1 | 1 | <div>495</div> <div>ERIC YOUNG</div> <div>2B-OF</div> <div>HT: 5'9" WT: 180 BATS: RIGHT THROWS: RIGHT</div> <div>BORN: 5-18-1967, New Brunswick, NJ</div> <div>1993 COLORADO ROCKIES BATTING RECORD</div> <table><tr><td>G</td><td>AB</td><td>R</td><td>H</td><td>2B</td><td>3B</td><td>HR</td><td>RBI</td><td>SB</td><td>SLG</td><td>BB</td><td>SO</td><td>AVG</td></tr><tr><td>144</td><td>490</td><td>82</td><td>132</td><td>16</td><td>8</td><td>3</td><td>42</td><td>42</td><td>.353</td><td>63</td><td>41</td><td>.269</td></tr></table> <div>CARDBOARD BASEBALL RATINGS</div> <table><tr><td>AVG</td><td>H</td><td>2B</td><td>3B</td><td>HR</td><td>RBI</td><td>SB</td></tr><tr><td>.269</td><td>132</td><td>16</td><td>8</td><td>3</td><td>4</td><td>4</td></tr></table> <div>DEFENSE RATING</div> <div>2B:    OF:  </div> | | | | | | | | | | | | | G | AB | R | H | 2B | 3B | HR | RBI | SB | SLG | BB | SO | AVG | 144 | 490 | 82 | 132 | 16 | 8 | 3 | 42 | 42 | .353 | 63 | 41 | .269 | AVG | H | 2B | 3B | HR | RBI | SB | .269 | 132 | 16 | 8 | 3 | 4 | 4 |
| G | AB | R | H | 2B | 3B | HR | RBI | SB | SLG | BB | SO | AVG | | | | | | | | | | | | | | | | | | | | | | | | | | | | | | | | | | | | | | | | | | | | | | | | | | | | | | | | | | | | | | | | | | | | | | | | | | | | | | | | | | | | | | | | | | | | | |
| 105 | 221 | 29 | 57 | 11 | 3 | 1 | 11 | 7 | .348 | 11 | 40 | .258 | | | | | | | | | | | | | | | | | | | | | | | | | | | | | | | | | | | | | | | | | | | | | | | | | | | | | | | | | | | | | | | | | | | | | | | | | | | | | | | | | | | | | | | | | | | | | |
| AVG | H | 2B | 3B | HR | RBI | SB | | | | | | | | | | | | | | | | | | | | | | | | | | | | | | | | | | | | | | | | | | | | | | | | | | | | | | | | | | | | | | | | | | | | | | | | | | | | | | | | | | | | | | | | | | | | | | | | | | | |
| .258 | 57 | 11 | 3 | 1 | 1 | 1 | | | | | | | | | | | | | | | | | | | | | | | | | | | | | | | | | | | | | | | | | | | | | | | | | | | | | | | | | | | | | | | | | | | | | | | | | | | | | | | | | | | | | | | | | | | | | | | | | | | |
| G | AB | R | H | 2B | 3B | HR | RBI | SB | SLG | BB | SO | AVG | | | | | | | | | | | | | | | | | | | | | | | | | | | | | | | | | | | | | | | | | | | | | | | | | | | | | | | | | | | | | | | | | | | | | | | | | | | | | | | | | | | | | | | | | | | | | |
| 144 | 490 | 82 | 132 | 16 | 8 | 3 | 42 | 42 | .353 | 63 | 41 | .269 | | | | | | | | | | | | | | | | | | | | | | | | | | | | | | | | | | | | | | | | | | | | | | | | | | | | | | | | | | | | | | | | | | | | | | | | | | | | | | | | | | | | | | | | | | | | | |
| AVG | H | 2B | 3B | HR | RBI | SB | | | | | | | | | | | | | | | | | | | | | | | | | | | | | | | | | | | | | | | | | | | | | | | | | | | | | | | | | | | | | | | | | | | | | | | | | | | | | | | | | | | | | | | | | | | | | | | | | | | |
| .269 | 132 | 16 | 8 | 3 | 4 | 4 | | | | | | | | | | | | | | | | | | | | | | | | | | | | | | | | | | | | | | | | | | | | | | | | | | | | | | | | | | | | | | | | | | | | | | | | | | | | | | | | | | | | | | | | | | | | | | | | | | | |
| <div>492</div> <div>DAVE WINFIELD</div> <div>OF-1B</div> <div>HT: 6'6" WT: 220 BATS: RIGHT THROWS: RIGHT</div> <div>BORN: 10-3-1951, St. Paul, MN</div> <div>1993 MINNESOTA TWINS BATTING RECORD</div> <table><tr><td>G</td><td>AB</td><td>R</td><td>H</td><td>2B</td><td>3B</td><td>HR</td><td>RBI</td><td>SB</td><td>SLG</td><td>BB</td><td>SO</td><td>AVG</td></tr><tr><td>143</td><td>547</td><td>72</td><td>148</td><td>27</td><td>2</td><td>21</td><td>76</td><td>2</td><td>.442</td><td>45</td><td>106</td><td>.271</td></tr></table> <div>CARDBOARD BASEBALL RATINGS</div> <table><tr><td>AVG</td><td>H</td><td>2B</td><td>3B</td><td>HR</td><td>RBI</td><td>SB</td></tr><tr><td>.271</td><td>148</td><td>27</td><td>2</td><td>21</td><td>7</td><td>1</td></tr></table> <div>DEFENSE RATING</div> <div>OF:   1B: </div> | | | | | | | | | | | | | G | AB | R | H | 2B | 3B | HR | RBI | SB | SLG | BB | SO | AVG | 143 | 547 | 72 | 148 | 27 | 2 | 21 | 76 | 2 | .442 | 45 | 106 | .271 | AVG | H | 2B | 3B | HR | RBI | SB | .271 | 148 | 27 | 2 | 21 | 7 | 1 | <div>496</div> <div>KEVIN YOUNG</div> <div>1B-3B</div> <div>HT: 6'3" WT: 210 BATS: RIGHT THROWS: RIGHT</div> <div>BORN: 6-16-1969, Alpena, MI</div> <div>1993 PITTSBURGH PIRATES BATTING RECORD</div> <table><tr><td>G</td><td>AB</td><td>R</td><td>H</td><td>2B</td><td>3B</td><td>HR</td><td>RBI</td><td>SB</td><td>SLG</td><td>BB</td><td>SO</td><td>AVG</td></tr><tr><td>141</td><td>449</td><td>38</td><td>106</td><td>24</td><td>3</td><td>6</td><td>47</td><td>2</td><td>.343</td><td>36</td><td>82</td><td>.236</td></tr></table> <div>CARDBOARD BASEBALL RATINGS</div> <table><tr><td>AVG</td><td>H</td><td>2B</td><td>3B</td><td>HR</td><td>RBI</td><td>SB</td></tr><tr><td>.236</td><td>106</td><td>24</td><td>3</td><td>6</td><td>4</td><td>1</td></tr></table> <div>DEFENSE RATING</div> <div>1B:    3B:   </div> | | | | | | | | | | | | | G | AB | R | H | 2B | 3B | HR | RBI | SB | SLG | BB | SO | AVG | 141 | 449 | 38 | 106 | 24 | 3 | 6 | 47 | 2 | .343 | 36 | 82 | .236 | AVG | H | 2B | 3B | HR | RBI | SB | .236 | 106 | 24 | 3 | 6 | 4 | 1 |
| G | AB | R | H | 2B | 3B | HR | RBI | SB | SLG | BB | SO | AVG | | | | | | | | | | | | | | | | | | | | | | | | | | | | | | | | | | | | | | | | | | | | | | | | | | | | | | | | | | | | | | | | | | | | | | | | | | | | | | | | | | | | | | | | | | | | | |
| 143 | 547 | 72 | 148 | 27 | 2 | 21 | 76 | 2 | .442 | 45 | 106 | .271 | | | | | | | | | | | | | | | | | | | | | | | | | | | | | | | | | | | | | | | | | | | | | | | | | | | | | | | | | | | | | | | | | | | | | | | | | | | | | | | | | | | | | | | | | | | | | |
| AVG | H | 2B | 3B | HR | RBI | SB | | | | | | | | | | | | | | | | | | | | | | | | | | | | | | | | | | | | | | | | | | | | | | | | | | | | | | | | | | | | | | | | | | | | | | | | | | | | | | | | | | | | | | | | | | | | | | | | | | | |
| .271 | 148 | 27 | 2 | 21 | 7 | 1 | | | | | | | | | | | | | | | | | | | | | | | | | | | | | | | | | | | | | | | | | | | | | | | | | | | | | | | | | | | | | | | | | | | | | | | | | | | | | | | | | | | | | | | | | | | | | | | | | | | |
| G | AB | R | H | 2B | 3B | HR | RBI | SB | SLG | BB | SO | AVG | | | | | | | | | | | | | | | | | | | | | | | | | | | | | | | | | | | | | | | | | | | | | | | | | | | | | | | | | | | | | | | | | | | | | | | | | | | | | | | | | | | | | | | | | | | | | |
| 141 | 449 | 38 | 106 | 24 | 3 | 6 | 47 | 2 | .343 | 36 | 82 | .236 | | | | | | | | | | | | | | | | | | | | | | | | | | | | | | | | | | | | | | | | | | | | | | | | | | | | | | | | | | | | | | | | | | | | | | | | | | | | | | | | | | | | | | | | | | | | | |
| AVG | H | 2B | 3B | HR | RBI | SB | | | | | | | | | | | | | | | | | | | | | | | | | | | | | | | | | | | | | | | | | | | | | | | | | | | | | | | | | | | | | | | | | | | | | | | | | | | | | | | | | | | | | | | | | | | | | | | | | | | |
| .236 | 106 | 24 | 3 | 6 | 4 | 1 | | | | | | | | | | | | | | | | | | | | | | | | | | | | | | | | | | | | | | | | | | | | | | | | | | | | | | | | | | | | | | | | | | | | | | | | | | | | | | | | | | | | | | | | | | | | | | | | | | | |

| <div>497</div> <div>ROBIN YOUNT</div> <div>OF-1B</div> <div>HT: 6'0" WT: 165 BATS: RIGHT THROWS: RIGHT</div> <div>BORN: 9-16-1955, Danville, IL</div> <div>1993 MILWAUKEE BREWERS BATTING RECORD</div> <table><tr><th>G</th><th>AB</th><th>R</th><th>H</th><th>2B</th><th>3B</th><th>HR</th><th>RBI</th><th>SB</th><th>SLG</th><th>BB</th><th>SO</th><th>AVG</th></tr><tr><td>127</td><td>454</td><td>62</td><td>117</td><td>25</td><td>3</td><td>8</td><td>51</td><td>9</td><td>.379</td><td>44</td><td>93</td><td>.258</td></tr></table> <div>CARDBOARD BASEBALL RATINGS</div> <table><tr><th>AVG</th><th>H</th><th>2B</th><th>3B</th><th>HR</th><th>RBI</th><th>SB</th></tr><tr><td>.258</td><td>117</td><td>25</td><td>3</td><td>8</td><td>5</td><td>1</td></tr></table> <div>DEFENSE RATING</div> <div>OF:    1B:  </div> | | | | | | | | | | | | | G | AB | R | H | 2B | 3B | HR | RBI | SB | SLG | BB | SO | AVG | 127 | 454 | 62 | 117 | 25 | 3 | 8 | 51 | 9 | .379 | 44 | 93 | .258 | AVG | H | 2B | 3B | HR | RBI | SB | .258 | 117 | 25 | 3 | 8 | 5 | 1 | <div>501</div> <div>RICK AGUILERA</div> <div>P</div> <div>HT: 6'4" WT: 195 THROWS: RIGHT BATS: RIGHT</div> <div>BORN: 12-31-1961, San Gabriel, CA</div> <div>1993 MINNESOTA TWINS PITCHING RECORD</div> <table><tr><th>G</th><th>IP</th><th>W</th><th>L</th><th>R</th><th>ER</th><th>SO</th><th>BB</th><th>GS</th><th>CG</th><th>SHO</th><th>SV</th><th>ERA</th></tr><tr><td>65</td><td>72.1</td><td>4</td><td>3</td><td>25</td><td>25</td><td>59</td><td>14</td><td>0</td><td>0</td><td>0</td><td>34</td><td>3.11</td></tr></table> <div>CARDBOARD BASEBALL RATINGS</div> <table><tr><th>ERA</th><th>W</th><th>BB</th><th>K</th></tr><tr><td>31</td><td>4</td><td>14</td><td>59</td></tr></table> | | | | | | | | | | | | | G | IP | W | L | R | ER | SO | BB | GS | CG | SHO | SV | ERA | 65 | 72.1 | 4 | 3 | 25 | 25 | 59 | 14 | 0 | 0 | 0 | 34 | 3.11 | ERA | W | BB | K | 31 | 4 | 14 | 59 |
|---|-------|-----|-----|-----|-----|-----|-----|----|------|-----|----|------|---|----|---|---|----|----|----|-----|----|-----|-----|----|-----|-----|-------|----|-----|-----|-----|----|-----|----|------|----|----|------|-----|---|----|----|----|-----|----|------|--|----|---|----|----|---|--|--|--|--|--|--|--|---|----|---|---|---|----|----|----|----|----|-----|----|-----|----|-------|----|-----|----|-----|-----|-------|----|---|----|----|------|-----|----|----|---|----|------|-----|-----|----|---|----|----|-----|-----|
| G | AB | R | H | 2B | 3B | HR | RBI | SB | SLG | BB | SO | AVG | | | | | | | | | | | | | | | | | | | | | | | | | | | | | | | | | | | | | | | | | | | | | | | | | | | | | | | | | | | | | | | | | | | | | | | | | | | | | | | | | | | | | | | |
| 127 | 454 | 62 | 117 | 25 | 3 | 8 | 51 | 9 | .379 | 44 | 93 | .258 | | | | | | | | | | | | | | | | | | | | | | | | | | | | | | | | | | | | | | | | | | | | | | | | | | | | | | | | | | | | | | | | | | | | | | | | | | | | | | | | | | | | | | | |
| AVG | H | 2B | 3B | HR | RBI | SB | | | | | | | | | | | | | | | | | | | | | | | | | | | | | | | | | | | | | | | | | | | | | | | | | | | | | | | | | | | | | | | | | | | | | | | | | | | | | | | | | | | | | | | | | | | | | |
| .258 | 117 | 25 | 3 | 8 | 5 | 1 | | | | | | | | | | | | | | | | | | | | | | | | | | | | | | | | | | | | | | | | | | | | | | | | | | | | | | | | | | | | | | | | | | | | | | | | | | | | | | | | | | | | | | | | | | | | | |
| G | IP | W | L | R | ER | SO | BB | GS | CG | SHO | SV | ERA | | | | | | | | | | | | | | | | | | | | | | | | | | | | | | | | | | | | | | | | | | | | | | | | | | | | | | | | | | | | | | | | | | | | | | | | | | | | | | | | | | | | | | | |
| 65 | 72.1 | 4 | 3 | 25 | 25 | 59 | 14 | 0 | 0 | 0 | 34 | 3.11 | | | | | | | | | | | | | | | | | | | | | | | | | | | | | | | | | | | | | | | | | | | | | | | | | | | | | | | | | | | | | | | | | | | | | | | | | | | | | | | | | | | | | | | |
| ERA | W | BB | K | | | | | | | | | | | | | | | | | | | | | | | | | | | | | | | | | | | | | | | | | | | | | | | | | | | | | | | | | | | | | | | | | | | | | | | | | | | | | | | | | | | | | | | | | | | | | | | | |
| 31 | 4 | 14 | 59 | | | | | | | | | | | | | | | | | | | | | | | | | | | | | | | | | | | | | | | | | | | | | | | | | | | | | | | | | | | | | | | | | | | | | | | | | | | | | | | | | | | | | | | | | | | | | | | | |
| <div>498</div> <div>TODD ZEILE</div> <div>3B</div> <div>HT: 6'1" WT: 190 BATS: RIGHT THROWS: RIGHT</div> <div>BORN: 9-9-1965, Van Nuys, CA</div> <div>1993 ST. LOUIS CARDINALS BATTING RECORD</div> <table><tr><th>G</th><th>AB</th><th>R</th><th>H</th><th>2B</th><th>3B</th><th>HR</th><th>RBI</th><th>SB</th><th>SLG</th><th>BB</th><th>SO</th><th>AVG</th></tr><tr><td>157</td><td>571</td><td>82</td><td>158</td><td>36</td><td>1</td><td>17</td><td>103</td><td>5</td><td>.433</td><td>70</td><td>76</td><td>.277</td></tr></table> <div>CARDBOARD BASEBALL RATINGS</div> <table><tr><th>AVG</th><th>H</th><th>2B</th><th>3B</th><th>HR</th><th>RBI</th><th>SB</th></tr><tr><td>.277</td><td>158</td><td>36</td><td>1</td><td>17</td><td>10</td><td>1</td></tr></table> <div>DEFENSE RATING</div> <div>3B:  </div> | | | | | | | | | | | | | G | AB | R | H | 2B | 3B | HR | RBI | SB | SLG | BB | SO | AVG | 157 | 571 | 82 | 158 | 36 | 1 | 17 | 103 | 5 | .433 | 70 | 76 | .277 | AVG | H | 2B | 3B | HR | RBI | SB | .277 | 158 | 36 | 1 | 17 | 10 | 1 | <div>502</div> <div>WILSON ALVAREZ</div> <div>P</div> <div>HT: 6'1" WT: 175 THROWS: LEFT BATS: LEFT</div> <div>BORN: 3-24-1970, Maracaibo, Venezuela</div> <div>1993 CHICAGO WHITE SOX PITCHING RECORD</div> <table><tr><th>G</th><th>IP</th><th>W</th><th>L</th><th>R</th><th>ER</th><th>SO</th><th>BB</th><th>GS</th><th>CG</th><th>SHO</th><th>SV</th><th>ERA</th></tr><tr><td>31</td><td>207.2</td><td>15</td><td>8</td><td>78</td><td>68</td><td>155</td><td>122</td><td>31</td><td>1</td><td>1</td><td>0</td><td>2.95</td></tr></table> <div>CARDBOARD BASEBALL RATINGS</div> <table><tr><th>ERA</th><th>W</th><th>BB</th><th>K</th></tr><tr><td>29</td><td>15</td><td>122</td><td>155</td></tr></table> | | | | | | | | | | | | | G | IP | W | L | R | ER | SO | BB | GS | CG | SHO | SV | ERA | 31 | 207.2 | 15 | 8 | 78 | 68 | 155 | 122 | 31 | 1 | 1 | 0 | 2.95 | ERA | W | BB | K | 29 | 15 | 122 | 155 |
| G | AB | R | H | 2B | 3B | HR | RBI | SB | SLG | BB | SO | AVG | | | | | | | | | | | | | | | | | | | | | | | | | | | | | | | | | | | | | | | | | | | | | | | | | | | | | | | | | | | | | | | | | | | | | | | | | | | | | | | | | | | | | | | |
| 157 | 571 | 82 | 158 | 36 | 1 | 17 | 103 | 5 | .433 | 70 | 76 | .277 | | | | | | | | | | | | | | | | | | | | | | | | | | | | | | | | | | | | | | | | | | | | | | | | | | | | | | | | | | | | | | | | | | | | | | | | | | | | | | | | | | | | | | | |
| AVG | H | 2B | 3B | HR | RBI | SB | | | | | | | | | | | | | | | | | | | | | | | | | | | | | | | | | | | | | | | | | | | | | | | | | | | | | | | | | | | | | | | | | | | | | | | | | | | | | | | | | | | | | | | | | | | | | |
| .277 | 158 | 36 | 1 | 17 | 10 | 1 | | | | | | | | | | | | | | | | | | | | | | | | | | | | | | | | | | | | | | | | | | | | | | | | | | | | | | | | | | | | | | | | | | | | | | | | | | | | | | | | | | | | | | | | | | | | | |
| G | IP | W | L | R | ER | SO | BB | GS | CG | SHO | SV | ERA | | | | | | | | | | | | | | | | | | | | | | | | | | | | | | | | | | | | | | | | | | | | | | | | | | | | | | | | | | | | | | | | | | | | | | | | | | | | | | | | | | | | | | | |
| 31 | 207.2 | 15 | 8 | 78 | 68 | 155 | 122 | 31 | 1 | 1 | 0 | 2.95 | | | | | | | | | | | | | | | | | | | | | | | | | | | | | | | | | | | | | | | | | | | | | | | | | | | | | | | | | | | | | | | | | | | | | | | | | | | | | | | | | | | | | | | |
| ERA | W | BB | K | | | | | | | | | | | | | | | | | | | | | | | | | | | | | | | | | | | | | | | | | | | | | | | | | | | | | | | | | | | | | | | | | | | | | | | | | | | | | | | | | | | | | | | | | | | | | | | | |
| 29 | 15 | 122 | 155 | | | | | | | | | | | | | | | | | | | | | | | | | | | | | | | | | | | | | | | | | | | | | | | | | | | | | | | | | | | | | | | | | | | | | | | | | | | | | | | | | | | | | | | | | | | | | | | | |
| <div>499</div> <div>BOB ZUPCIC</div> <div>OF</div> <div>HT: 6'4" WT: 220 BATS: RIGHT THROWS: RIGHT</div> <div>BORN: 8-18-1966, Pittsburgh, PA</div> <div>1993 BOSTON RED SOX BATTING RECORD</div> <table><tr><th>G</th><th>AB</th><th>R</th><th>H</th><th>2B</th><th>3B</th><th>HR</th><th>RBI</th><th>SB</th><th>SLG</th><th>BB</th><th>SO</th><th>AVG</th></tr><tr><td>141</td><td>286</td><td>40</td><td>69</td><td>24</td><td>2</td><td>2</td><td>26</td><td>5</td><td>.360</td><td>27</td><td>54</td><td>.241</td></tr></table> <div>CARDBOARD BASEBALL RATINGS</div> <table><tr><th>AVG</th><th>H</th><th>2B</th><th>3B</th><th>HR</th><th>RBI</th><th>SB</th></tr><tr><td>.241</td><td>69</td><td>24</td><td>2</td><td>2</td><td>2</td><td>1</td></tr></table> <div>DEFENSE RATING</div> <div>OF:  </div> | | | | | | | | | | | | | G | AB | R | H | 2B | 3B | HR | RBI | SB | SLG | BB | SO | AVG | 141 | 286 | 40 | 69 | 24 | 2 | 2 | 26 | 5 | .360 | 27 | 54 | .241 | AVG | H | 2B | 3B | HR | RBI | SB | .241 | 69 | 24 | 2 | 2 | 2 | 1 | <div>503</div> <div>LARRY ANDERSEN</div> <div>P</div> <div>HT: 6'3" WT: 200 THROWS: RIGHT BATS: RIGHT</div> <div>BORN: 5-6-1953, Portland, OR</div> <div>1993 PHILADELPHIA PHILLIES PITCHING RECORD</div> <table><tr><th>G</th><th>IP</th><th>W</th><th>L</th><th>R</th><th>ER</th><th>SO</th><th>BB</th><th>GS</th><th>CG</th><th>SHO</th><th>SV</th><th>ERA</th></tr><tr><td>64</td><td>61.2</td><td>3</td><td>2</td><td>22</td><td>20</td><td>67</td><td>21</td><td>0</td><td>0</td><td>0</td><td>0</td><td>2.92</td></tr></table> <div>CARDBOARD BASEBALL RATINGS</div> <table><tr><th>ERA</th><th>W</th><th>BB</th><th>K</th></tr><tr><td>29</td><td>3</td><td>21</td><td>67</td></tr></table> | | | | | | | | | | | | | G | IP | W | L | R | ER | SO | BB | GS | CG | SHO | SV | ERA | 64 | 61.2 | 3 | 2 | 22 | 20 | 67 | 21 | 0 | 0 | 0 | 0 | 2.92 | ERA | W | BB | K | 29 | 3 | 21 | 67 |
| G | AB | R | H | 2B | 3B | HR | RBI | SB | SLG | BB | SO | AVG | | | | | | | | | | | | | | | | | | | | | | | | | | | | | | | | | | | | | | | | | | | | | | | | | | | | | | | | | | | | | | | | | | | | | | | | | | | | | | | | | | | | | | | |
| 141 | 286 | 40 | 69 | 24 | 2 | 2 | 26 | 5 | .360 | 27 | 54 | .241 | | | | | | | | | | | | | | | | | | | | | | | | | | | | | | | | | | | | | | | | | | | | | | | | | | | | | | | | | | | | | | | | | | | | | | | | | | | | | | | | | | | | | | | |
| AVG | H | 2B | 3B | HR | RBI | SB | | | | | | | | | | | | | | | | | | | | | | | | | | | | | | | | | | | | | | | | | | | | | | | | | | | | | | | | | | | | | | | | | | | | | | | | | | | | | | | | | | | | | | | | | | | | | |
| .241 | 69 | 24 | 2 | 2 | 2 | 1 | | | | | | | | | | | | | | | | | | | | | | | | | | | | | | | | | | | | | | | | | | | | | | | | | | | | | | | | | | | | | | | | | | | | | | | | | | | | | | | | | | | | | | | | | | | | | |
| G | IP | W | L | R | ER | SO | BB | GS | CG | SHO | SV | ERA | | | | | | | | | | | | | | | | | | | | | | | | | | | | | | | | | | | | | | | | | | | | | | | | | | | | | | | | | | | | | | | | | | | | | | | | | | | | | | | | | | | | | | | |
| 64 | 61.2 | 3 | 2 | 22 | 20 | 67 | 21 | 0 | 0 | 0 | 0 | 2.92 | | | | | | | | | | | | | | | | | | | | | | | | | | | | | | | | | | | | | | | | | | | | | | | | | | | | | | | | | | | | | | | | | | | | | | | | | | | | | | | | | | | | | | | |
| ERA | W | BB | K | | | | | | | | | | | | | | | | | | | | | | | | | | | | | | | | | | | | | | | | | | | | | | | | | | | | | | | | | | | | | | | | | | | | | | | | | | | | | | | | | | | | | | | | | | | | | | | | |
| 29 | 3 | 21 | 67 | | | | | | | | | | | | | | | | | | | | | | | | | | | | | | | | | | | | | | | | | | | | | | | | | | | | | | | | | | | | | | | | | | | | | | | | | | | | | | | | | | | | | | | | | | | | | | | | |
| <div>500</div> <div>JIM ABBOTT</div> <div>P</div> <div>HT: 6'3" WT: 200 THROWS: LEFT BATS: LEFT</div> <div>BORN: 9-19-1967, Flint, MI</div> <div>1993 NEW YORK YANKEES PITCHING RECORD</div> <table><tr><th>G</th><th>IP</th><th>W</th><th>L</th><th>R</th><th>ER</th><th>SO</th><th>BB</th><th>GS</th><th>CG</th><th>SHO</th><th>SV</th><th>ERA</th></tr><tr><td>32</td><td>214.1</td><td>11</td><td>14</td><td>115</td><td>104</td><td>95</td><td>73</td><td>32</td><td>4</td><td>1</td><td>0</td><td>4.37</td></tr></table> <div>CARDBOARD BASEBALL RATINGS</div> <table><tr><th>ERA</th><th>W</th><th>BB</th><th>K</th></tr><tr><td>43</td><td>11</td><td>73</td><td>95</td></tr></table> | | | | | | | | | | | | | G | IP | W | L | R | ER | SO | BB | GS | CG | SHO | SV | ERA | 32 | 214.1 | 11 | 14 | 115 | 104 | 95 | 73 | 32 | 4 | 1 | 0 | 4.37 | ERA | W | BB | K | 43 | 11 | 73 | 95 | <div>504</div> <div>KEVIN APPIER</div> <div>P</div> <div>HT: 6'2" WT: 180 THROWS: RIGHT BATS: RIGHT</div> <div>BORN: 12-6-1967, Lancaster, CA</div> <div>1993 KANSAS CITY ROYALS PITCHING RECORD</div> <table><tr><th>G</th><th>IP</th><th>W</th><th>L</th><th>R</th><th>ER</th><th>SO</th><th>BB</th><th>GS</th><th>CG</th><th>SHO</th><th>SV</th><th>ERA</th></tr><tr><td>34</td><td>238.2</td><td>18</td><td>8</td><td>74</td><td>68</td><td>186</td><td>81</td><td>34</td><td>5</td><td>1</td><td>0</td><td>2.56</td></tr></table> <div>CARDBOARD BASEBALL RATINGS</div> <table><tr><th>ERA</th><th>W</th><th>BB</th><th>K</th></tr><tr><td>25</td><td>18</td><td>81</td><td>186</td></tr></table> | | | | | | | | | | | | | G | IP | W | L | R | ER | SO | BB | GS | CG | SHO | SV | ERA | 34 | 238.2 | 18 | 8 | 74 | 68 | 186 | 81 | 34 | 5 | 1 | 0 | 2.56 | ERA | W | BB | K | 25 | 18 | 81 | 186 | | | | | | |
| G | IP | W | L | R | ER | SO | BB | GS | CG | SHO | SV | ERA | | | | | | | | | | | | | | | | | | | | | | | | | | | | | | | | | | | | | | | | | | | | | | | | | | | | | | | | | | | | | | | | | | | | | | | | | | | | | | | | | | | | | | | |
| 32 | 214.1 | 11 | 14 | 115 | 104 | 95 | 73 | 32 | 4 | 1 | 0 | 4.37 | | | | | | | | | | | | | | | | | | | | | | | | | | | | | | | | | | | | | | | | | | | | | | | | | | | | | | | | | | | | | | | | | | | | | | | | | | | | | | | | | | | | | | | |
| ERA | W | BB | K | | | | | | | | | | | | | | | | | | | | | | | | | | | | | | | | | | | | | | | | | | | | | | | | | | | | | | | | | | | | | | | | | | | | | | | | | | | | | | | | | | | | | | | | | | | | | | | | |
| 43 | 11 | 73 | 95 | | | | | | | | | | | | | | | | | | | | | | | | | | | | | | | | | | | | | | | | | | | | | | | | | | | | | | | | | | | | | | | | | | | | | | | | | | | | | | | | | | | | | | | | | | | | | | | | |
| G | IP | W | L | R | ER | SO | BB | GS | CG | SHO | SV | ERA | | | | | | | | | | | | | | | | | | | | | | | | | | | | | | | | | | | | | | | | | | | | | | | | | | | | | | | | | | | | | | | | | | | | | | | | | | | | | | | | | | | | | | | |
| 34 | 238.2 | 18 | 8 | 74 | 68 | 186 | 81 | 34 | 5 | 1 | 0 | 2.56 | | | | | | | | | | | | | | | | | | | | | | | | | | | | | | | | | | | | | | | | | | | | | | | | | | | | | | | | | | | | | | | | | | | | | | | | | | | | | | | | | | | | | | | |
| ERA | W | BB | K | | | | | | | | | | | | | | | | | | | | | | | | | | | | | | | | | | | | | | | | | | | | | | | | | | | | | | | | | | | | | | | | | | | | | | | | | | | | | | | | | | | | | | | | | | | | | | | | |
| 25 | 18 | 81 | 186 | | | | | | | | | | | | | | | | | | | | | | | | | | | | | | | | | | | | | | | | | | | | | | | | | | | | | | | | | | | | | | | | | | | | | | | | | | | | | | | | | | | | | | | | | | | | | | | | |

| | | | | | | | | | | | | | | | | | | | | | | | | | | | | | | | | | | | | | | | | | | | | | | | | | | | |
|--|-------|---|---|----|----|----|----|----|----|-----|----|------|---------------------------------|------|---|---|----|----|----|----|----|----|-----|----|------|----------------------------|-------|----|---|----|----|-----|----|----|----|-----|----|------|----|--|--|--|--|--|--|--|--|--|--|--|--|
| 505 | | | | | | | | | | | | | LUIS AQUINO | | | | | | | | | | | | | P | | | | | | | | | | | | | | | | | | | | | | | | | |
| HT: 6'0" WT: 155 THROWS: RIGHT BATS: RIGHT | | | | | | | | | | | | | BORN: 5-19-1964, Santurce, P.R. | | | | | | | | | | | | | | | | | | | | | | | | | | | | | | | | | | | | | | |
| 1993 FLORIDA MARLINS PITCHING RECORD | | | | | | | | | | | | | | | | | | | | | | | | | | | | | | | | | | | | | | | | | | | | | | | | | | | |
| G | IP | W | L | R | ER | SO | BB | GS | CG | SHO | SV | ERA | G | IP | W | L | R | ER | SO | BB | GS | CG | SHO | SV | ERA | G | IP | W | L | R | ER | SO | BB | GS | CG | SHO | SV | ERA | | | | | | | | | | | | | |
| 38 | 110.2 | 6 | 8 | 43 | 42 | 67 | 40 | 13 | 0 | 0 | 0 | 3.42 | 72 | 56.1 | 4 | 3 | 21 | 21 | 45 | 22 | 0 | 0 | 0 | 0 | 3.38 | 31 | 186.1 | 14 | 9 | 80 | 74 | 122 | 68 | 31 | 3 | 2 | 0 | 3.57 | | | | | | | | | | | | | |
| CARDBOARD BASEBALL RATINGS | | | | | | | | | | | | | CARDBOARD BASEBALL RATINGS | | | | | | | | | | | | | CARDBOARD BASEBALL RATINGS | | | | | | | | | | | | | | | | | | | | | | | | | |
| ERA | | | | | | | | | | | | | W | | | | | | | | | | | | | BB | | | | | | | | | | | | | K | | | | | | | | | | | | |
| 34 | | | | | | | | | | | | | 6 | | | | | | | | | | | | | 40 | | | | | | | | | | | | | 67 | | | | | | | | | | | | |

| | | | | | | | | | | | | | | | | | | | | | | | | | | | | | | | | | | | | | | | | | | | | | | | | | | | |
|--|-------|---|----|-----|----|-----|----|----|----|-----|----|------|-------------------------------|-------|----|---|----|----|-----|----|----|----|-----|----|------|----------------------------|-------|----|---|----|----|-----|----|----|----|-----|----|------|-----|--|--|--|--|--|--|--|--|--|--|--|--|
| 506 | | | | | | | | | | | | | JACK ARMSTRONG | | | | | | | | | | | | | P | | | | | | | | | | | | | | | | | | | | | | | | | |
| HT: 6'5" WT: 220 THROWS: RIGHT BATS: RIGHT | | | | | | | | | | | | | BORN: 3-7-1965, Englewood, NJ | | | | | | | | | | | | | | | | | | | | | | | | | | | | | | | | | | | | | | |
| 1993 FLORIDA MARLINS PITCHING RECORD | | | | | | | | | | | | | | | | | | | | | | | | | | | | | | | | | | | | | | | | | | | | | | | | | | | |
| G | IP | W | L | R | ER | SO | BB | GS | CG | SHO | SV | ERA | G | IP | W | L | R | ER | SO | BB | GS | CG | SHO | SV | ERA | G | IP | W | L | R | ER | SO | BB | GS | CG | SHO | SV | ERA | | | | | | | | | | | | | |
| 36 | 196.1 | 9 | 17 | 105 | 98 | 118 | 78 | 33 | 0 | 0 | 0 | 4.49 | 31 | 186.1 | 14 | 9 | 80 | 74 | 122 | 68 | 31 | 3 | 2 | 0 | 3.57 | 31 | 186.1 | 14 | 9 | 80 | 74 | 122 | 68 | 31 | 3 | 2 | 0 | 3.57 | | | | | | | | | | | | | |
| CARDBOARD BASEBALL RATINGS | | | | | | | | | | | | | CARDBOARD BASEBALL RATINGS | | | | | | | | | | | | | CARDBOARD BASEBALL RATINGS | | | | | | | | | | | | | | | | | | | | | | | | | |
| ERA | | | | | | | | | | | | | W | | | | | | | | | | | | | BB | | | | | | | | | | | | | K | | | | | | | | | | | | |
| 44 | | | | | | | | | | | | | 9 | | | | | | | | | | | | | 78 | | | | | | | | | | | | | 118 | | | | | | | | | | | | |

| | | | | | | | | | | | | | | | | | | | | | | | | | | | | | | | | | | | | | | | | | | | | | | | | | | | |
|--|-------|----|---|----|----|----|----|----|----|-----|----|------|-------------------------------|------|---|---|----|----|----|----|----|----|-----|----|------|----------------------------|------|---|---|----|----|----|----|----|----|-----|----|------|----|--|--|--|--|--|--|--|--|--|--|--|--|
| 507 | | | | | | | | | | | | | RENE AROCHA | | | | | | | | | | | | | P | | | | | | | | | | | | | | | | | | | | | | | | | |
| HT: 6'0" WT: 180 THROWS: RIGHT BATS: RIGHT | | | | | | | | | | | | | BORN: 2-24-1966, Havana, Cuba | | | | | | | | | | | | | | | | | | | | | | | | | | | | | | | | | | | | | | |
| 1993 ST. LOUIS CARDINALS PITCHING RECORD | | | | | | | | | | | | | | | | | | | | | | | | | | | | | | | | | | | | | | | | | | | | | | | | | | | |
| G | IP | W | L | R | ER | SO | BB | GS | CG | SHO | SV | ERA | G | IP | W | L | R | ER | SO | BB | GS | CG | SHO | SV | ERA | G | IP | W | L | R | ER | SO | BB | GS | CG | SHO | SV | ERA | | | | | | | | | | | | | |
| 32 | 188.1 | 11 | 8 | 89 | 79 | 96 | 31 | 29 | 1 | 0 | 0 | 3.78 | 31 | 33.1 | 1 | 2 | 15 | 14 | 15 | 13 | 0 | 0 | 0 | 0 | 3.82 | 31 | 33.1 | 1 | 2 | 15 | 14 | 15 | 13 | 0 | 0 | 0 | 0 | 3.82 | | | | | | | | | | | | | |
| CARDBOARD BASEBALL RATINGS | | | | | | | | | | | | | CARDBOARD BASEBALL RATINGS | | | | | | | | | | | | | CARDBOARD BASEBALL RATINGS | | | | | | | | | | | | | | | | | | | | | | | | | |
| ERA | | | | | | | | | | | | | W | | | | | | | | | | | | | BB | | | | | | | | | | | | | K | | | | | | | | | | | | |
| 37 | | | | | | | | | | | | | 11 | | | | | | | | | | | | | 31 | | | | | | | | | | | | | 96 | | | | | | | | | | | | |

| | | | | | | | | | | | | | | | | | | | | | | | | | | | | | | | | | | | | | | | | | | | | | | | | | | | |
|--|-------|---|----|-----|----|----|----|----|----|-----|----|------|----------------------------------|-------|----|---|----|----|-----|----|----|----|-----|----|------|----------------------------|-------|----|---|----|----|-----|----|----|----|-----|----|------|----|--|--|--|--|--|--|--|--|--|--|--|--|
| 508 | | | | | | | | | | | | | ANDY ASHBY | | | | | | | | | | | | | P | | | | | | | | | | | | | | | | | | | | | | | | | |
| HT: 6'1" WT: 180 THROWS: RIGHT BATS: RIGHT | | | | | | | | | | | | | BORN: 7-11-1967, Kansas City, MO | | | | | | | | | | | | | | | | | | | | | | | | | | | | | | | | | | | | | | |
| 1993 SAN DIEGO PADRES PITCHING RECORD | | | | | | | | | | | | | | | | | | | | | | | | | | | | | | | | | | | | | | | | | | | | | | | | | | | |
| G | IP | W | L | R | ER | SO | BB | GS | CG | SHO | SV | ERA | G | IP | W | L | R | ER | SO | BB | GS | CG | SHO | SV | ERA | G | IP | W | L | R | ER | SO | BB | GS | CG | SHO | SV | ERA | | | | | | | | | | | | | |
| 32 | 123.1 | 3 | 10 | 100 | 93 | 77 | 56 | 21 | 0 | 0 | 1 | 6.80 | 35 | 223.1 | 18 | 6 | 81 | 73 | 125 | 43 | 35 | 3 | 1 | 0 | 2.94 | 35 | 223.1 | 18 | 6 | 81 | 73 | 125 | 43 | 35 | 3 | 1 | 0 | 2.94 | | | | | | | | | | | | | |
| CARDBOARD BASEBALL RATINGS | | | | | | | | | | | | | CARDBOARD BASEBALL RATINGS | | | | | | | | | | | | | CARDBOARD BASEBALL RATINGS | | | | | | | | | | | | | | | | | | | | | | | | | |
| ERA | | | | | | | | | | | | | W | | | | | | | | | | | | | BB | | | | | | | | | | | | | K | | | | | | | | | | | | |
| 68 | | | | | | | | | | | | | 3 | | | | | | | | | | | | | 56 | | | | | | | | | | | | | 77 | | | | | | | | | | | | |

| | | | | | | | | | | | | | | | | | | | | | | | | | | | | | | | | | | | | | | | | | | | | | | | | | | | |
|--|------|---|---|----|----|----|----|----|----|-----|----|------|-------------------------------|------|---|---|----|----|----|----|----|----|-----|----|------|----------------------------|-------|----|---|----|----|-----|----|----|----|-----|----|------|----|--|--|--|--|--|--|--|--|--|--|--|--|
| 509 | | | | | | | | | | | | | PAUL ASSENMACHER | | | | | | | | | | | | | P | | | | | | | | | | | | | | | | | | | | | | | | | |
| HT: 6'3" WT: 195 THROWS: LEFT BATS: LEFT | | | | | | | | | | | | | BORN: 12-10-1960, Detroit, MI | | | | | | | | | | | | | | | | | | | | | | | | | | | | | | | | | | | | | | |
| 1993 NEW YORK YANKEES PITCHING RECORD | | | | | | | | | | | | | | | | | | | | | | | | | | | | | | | | | | | | | | | | | | | | | | | | | | | |
| G | IP | W | L | R | ER | SO | BB | GS | CG | SHO | SV | ERA | G | IP | W | L | R | ER | SO | BB | GS | CG | SHO | SV | ERA | G | IP | W | L | R | ER | SO | BB | GS | CG | SHO | SV | ERA | | | | | | | | | | | | | |
| 72 | 56.1 | 4 | 3 | 21 | 21 | 45 | 22 | 0 | 0 | 0 | 0 | 3.38 | 72 | 56.1 | 4 | 3 | 21 | 21 | 45 | 22 | 0 | 0 | 0 | 0 | 3.38 | 31 | 186.1 | 14 | 9 | 80 | 74 | 122 | 68 | 31 | 3 | 2 | 0 | 3.57 | | | | | | | | | | | | | |
| CARDBOARD BASEBALL RATINGS | | | | | | | | | | | | | CARDBOARD BASEBALL RATINGS | | | | | | | | | | | | | CARDBOARD BASEBALL RATINGS | | | | | | | | | | | | | | | | | | | | | | | | | |
| ERA | | | | | | | | | | | | | W | | | | | | | | | | | | | BB | | | | | | | | | | | | | K | | | | | | | | | | | | |
| 33 | | | | | | | | | | | | | 4 | | | | | | | | | | | | | 22 | | | | | | | | | | | | | 45 | | | | | | | | | | | | |

| | | | | | | | | | | | | | | | | | | | | | | | | | | | | | | | | | | | | | | | | | | | | | | | | | | | |
|--|-------|----|---|----|----|-----|----|----|----|-----|----|------|------------------------------------|-------|----|---|----|----|-----|----|----|----|-----|----|------|----------------------------|-------|----|---|----|----|-----|----|----|----|-----|----|------|-----|--|--|--|--|--|--|--|--|--|--|--|--|
| 510 | | | | | | | | | | | | | PEDRO ASTACIO | | | | | | | | | | | | | P | | | | | | | | | | | | | | | | | | | | | | | | | |
| HT: 6'2" WT: 174 THROWS: RIGHT BATS: RIGHT | | | | | | | | | | | | | BORN: 11-28-1969, Hato Mayor, D.R. | | | | | | | | | | | | | | | | | | | | | | | | | | | | | | | | | | | | | | |
| 1993 LOS ANGELES DODGERS PITCHING RECORD | | | | | | | | | | | | | | | | | | | | | | | | | | | | | | | | | | | | | | | | | | | | | | | | | | | |
| G | IP | W | L | R | ER | SO | BB | GS | CG | SHO | SV | ERA | G | IP | W | L | R | ER | SO | BB | GS | CG | SHO | SV | ERA | G | IP | W | L | R | ER | SO | BB | GS | CG | SHO | SV | ERA | | | | | | | | | | | | | |
| 31 | 186.1 | 14 | 9 | 80 | 74 | 122 | 68 | 31 | 3 | 2 | 0 | 3.57 | 31 | 186.1 | 14 | 9 | 80 | 74 | 122 | 68 | 31 | 3 | 2 | 0 | 3.57 | 31 | 186.1 | 14 | 9 | 80 | 74 | 122 | 68 | 31 | 3 | 2 | 0 | 3.57 | | | | | | | | | | | | | |
| CARDBOARD BASEBALL RATINGS | | | | | | | | | | | | | CARDBOARD BASEBALL RATINGS | | | | | | | | | | | | | CARDBOARD BASEBALL RATINGS | | | | | | | | | | | | | | | | | | | | | | | | | |
| ERA | | | | | | | | | | | | | W | | | | | | | | | | | | | BB | | | | | | | | | | | | | K | | | | | | | | | | | | |
| 35 | | | | | | | | | | | | | 14 | | | | | | | | | | | | | 68 | | | | | | | | | | | | | 122 | | | | | | | | | | | | |

| | | | | | | | | | | | | | | | | | | | | | | | | | | | | | | | | | | | | | | | | | | | | | | | | | | | |
|--|------|---|---|----|----|----|----|----|----|-----|----|------|--------------------------------|------|---|---|----|----|----|----|----|----|-----|----|------|----------------------------|------|---|---|----|----|----|----|----|----|-----|----|------|----|--|--|--|--|--|--|--|--|--|--|--|--|
| 511 | | | | | | | | | | | | | JIM AUSTIN | | | | | | | | | | | | | P | | | | | | | | | | | | | | | | | | | | | | | | | |
| HT: 6'2" WT: 200 THROWS: RIGHT BATS: RIGHT | | | | | | | | | | | | | BORN: 12-7-1963, Farmville, VA | | | | | | | | | | | | | | | | | | | | | | | | | | | | | | | | | | | | | | |
| 1993 MILWAUKEE BREWERS PITCHING RECORD | | | | | | | | | | | | | | | | | | | | | | | | | | | | | | | | | | | | | | | | | | | | | | | | | | | |
| G | IP | W | L | R | ER | SO | BB | GS | CG | SHO | SV | ERA | G | IP | W | L | R | ER | SO | BB | GS | CG | SHO | SV | ERA | G | IP | W | L | R | ER | SO | BB | GS | CG | SHO | SV | ERA | | | | | | | | | | | | | |
| 31 | 33.1 | 1 | 2 | 15 | 14 | 15 | 13 | 0 | 0 | 0 | 0 | 3.82 | 31 | 33.1 | 1 | 2 | 15 | 14 | 15 | 13 | 0 | 0 | 0 | 0 | 3.82 | 31 | 33.1 | 1 | 2 | 15 | 14 | 15 | 13 | 0 | 0 | 0 | 0 | 3.82 | | | | | | | | | | | | | |
| CARDBOARD BASEBALL RATINGS | | | | | | | | | | | | | CARDBOARD BASEBALL RATINGS | | | | | | | | | | | | | CARDBOARD BASEBALL RATINGS | | | | | | | | | | | | | | | | | | | | | | | | | |
| ERA | | | | | | | | | | | | | W | | | | | | | | | | | | | BB | | | | | | | | | | | | | K | | | | | | | | | | | | |
| 38 | | | | | | | | | | | | | 1 | | | | | | | | | | | | | 13 | | | | | | | | | | | | | 15 | | | | | | | | | | | | |

| | | | | | | | | | | | | | | | | | | | | | | | | | | | | | | | | | | | | | | | | | | | | | | | | | | | |
|--|-------|----|---|----|----|-----|----|----|----|-----|----|------|------------------------------|-------|----|---|----|----|-----|----|----|----|-----|----|------|----------------------------|-------|----|---|----|----|-----|----|----|----|-----|----|------|-----|--|--|--|--|--|--|--|--|--|--|--|--|
| 512 | | | | | | | | | | | | | STEVE AVERY | | | | | | | | | | | | | P | | | | | | | | | | | | | | | | | | | | | | | | | |
| HT: 6'4" WT: 180 THROWS: LEFT BATS: LEFT | | | | | | | | | | | | | BORN: 4-14-1970, Trenton, MI | | | | | | | | | | | | | | | | | | | | | | | | | | | | | | | | | | | | | | |
| 1993 ATLANTA BRAVES PITCHING RECORD | | | | | | | | | | | | | | | | | | | | | | | | | | | | | | | | | | | | | | | | | | | | | | | | | | | |
| G | IP | W | L | R | ER | SO | BB | GS | CG | SHO | SV | ERA | G | IP | W | L | R | ER | SO | BB | GS | CG | SHO | SV | ERA | G | IP | W | L | R | ER | SO | BB | GS | CG | SHO | SV | ERA | | | | | | | | | | | | | |
| 35 | 223.1 | 18 | 6 | 81 | 73 | 125 | 43 | 35 | 3 | 1 | 0 | 2.94 | 35 | 223.1 | 18 | 6 | 81 | 73 | 125 | 43 | 35 | 3 | 1 | 0 | 2.94 | 35 | 223.1 | 18 | 6 | 81 | 73 | 125 | 43 | 35 | 3 | 1 | 0 | 2.94 | | | | | | | | | | | | | |
| CARDBOARD BASEBALL RATINGS | | | | | | | | | | | | | CARDBOARD BASEBALL RATINGS | | | | | | | | | | | | | CARDBOARD BASEBALL RATINGS | | | | | | | | | | | | | | | | | | | | | | | | | |
| ERA | | | | | | | | | | | | | W | | | | | | | | | | | | | BB | | | | | | | | | | | | | K | | | | | | | | | | | | |
| 29 | | | | | | | | | | | | | 18 | | | | | | | | | | | | | 43 | | | | | | | | | | | | | 125 | | | | | | | | | | | | |

| | | | | | | | | | | | | | | | | | | | | | | | | | | | | | | | | | | | | | | | | | | | | | | | | | | | |
|--|------|---|----|----|----|----|----|----|----|-----|----|------|-----------------------------|-------|---|---|----|----|----|----|----|----|-----|----|------|----|--|--|--|--|--|--|--|--|--|--|--|--|----|--|--|--|--|--|--|--|--|--|--|--|--|
| 513 | | | | | | | | | | | | | BOBBY AYALA | | | | | | | | | | | | | P | | | | | | | | | | | | | | | | | | | | | | | | | |
| HT: 6'2" WT: 190 THROWS: RIGHT BATS: RIGHT | | | | | | | | | | | | | BORN: 7-8-1969, Ventura, CA | | | | | | | | | | | | | | | | | | | | | | | | | | | | | | | | | | | | | | |
| 1993 CINCINNATI REDS PITCHING RECORD | | | | | | | | | | | | | | | | | | | | | | | | | | | | | | | | | | | | | | | | | | | | | | | | | | | |
| G | IP | W | L | R | ER | SO | BB | GS | CG | SHO | SV | ERA | G | IP | W | L | R | ER | SO | BB | GS | CG | SHO | SV | ERA | | | | | | | | | | | | | | | | | | | | | | | | | | |
| 43 | 98.1 | 7 | 10 | 72 | 61 | 65 | 45 | 9 | 0 | 0 | 3 | 5.60 | 52 | 100.1 | 2 | 6 | 53 | 49 | 60 | 48 | 8 | 0 | 0 | 3 | 4.41 | | | | | | | | | | | | | | | | | | | | | | | | | | |
| CARDBOARD BASEBALL RATINGS | | | | | | | | | | | | | | | | | | | | | | | | | | | | | | | | | | | | | | | | | | | | | | | | | | | |
| ERA | | | | | | | | | | | | | W | | | | | | | | | | | | | BB | | | | | | | | | | | | | K | | | | | | | | | | | | |
| 56 | | | | | | | | | | | | | 7 | | | | | | | | | | | | | 45 | | | | | | | | | | | | | 65 | | | | | | | | | | | | |

| | | | | | | | | | | | | | | | | | | | | | | | | | | | | | | | | | | | | | | | | | | | | | | | | | | | |
|--|-------|---|---|----|----|----|----|----|----|-----|----|------|-------------------------------------|-------|---|---|----|----|----|----|----|----|-----|----|------|----|--|--|--|--|--|--|--|--|--|--|--|--|----|--|--|--|--|--|--|--|--|--|--|--|--|
| 517 | | | | | | | | | | | | | BRIAN BARNES | | | | | | | | | | | | | P | | | | | | | | | | | | | | | | | | | | | | | | | |
| HT: 5'9" WT: 170 THROWS: LEFT BATS: LEFT | | | | | | | | | | | | | BORN: 3-25-1967, Roanoke Rapids, NC | | | | | | | | | | | | | | | | | | | | | | | | | | | | | | | | | | | | | | |
| 1993 MONTREAL EXPOS PITCHING RECORD | | | | | | | | | | | | | | | | | | | | | | | | | | | | | | | | | | | | | | | | | | | | | | | | | | | |
| G | IP | W | L | R | ER | SO | BB | GS | CG | SHO | SV | ERA | G | IP | W | L | R | ER | SO | BB | GS | CG | SHO | SV | ERA | | | | | | | | | | | | | | | | | | | | | | | | | | |
| 52 | 100.1 | 2 | 6 | 53 | 49 | 60 | 48 | 8 | 0 | 0 | 3 | 4.41 | 52 | 100.1 | 2 | 6 | 53 | 49 | 60 | 48 | 8 | 0 | 0 | 3 | 4.41 | | | | | | | | | | | | | | | | | | | | | | | | | | |
| CARDBOARD BASEBALL RATINGS | | | | | | | | | | | | | | | | | | | | | | | | | | | | | | | | | | | | | | | | | | | | | | | | | | | |
| ERA | | | | | | | | | | | | | W | | | | | | | | | | | | | BB | | | | | | | | | | | | | K | | | | | | | | | | | | |
| 44 | | | | | | | | | | | | | 2 | | | | | | | | | | | | | 48 | | | | | | | | | | | | | 60 | | | | | | | | | | | | |

| | | | | | | | | | | | | | | | | | | | | | | | | | | | | | | | | | | | | | | | | | | | | | | | | | | | |
|--|------|---|---|----|----|----|----|----|----|-----|----|------|-------------------------------|-------|----|---|----|----|----|----|----|----|-----|----|------|----|--|--|--|--|--|--|--|--|--|--|--|--|----|--|--|--|--|--|--|--|--|--|--|--|--|
| 514 | | | | | | | | | | | | | JEFF BALLARD | | | | | | | | | | | | | P | | | | | | | | | | | | | | | | | | | | | | | | | |
| HT: 6'3" WT: 195 THROWS: LEFT BATS: LEFT | | | | | | | | | | | | | BORN: 8-13-1963, Billings, MT | | | | | | | | | | | | | | | | | | | | | | | | | | | | | | | | | | | | | | |
| 1993 PITTSBURGH PIRATES PITCHING RECORD | | | | | | | | | | | | | | | | | | | | | | | | | | | | | | | | | | | | | | | | | | | | | | | | | | | |
| G | IP | W | L | R | ER | SO | BB | GS | CG | SHO | SV | ERA | G | IP | W | L | R | ER | SO | BB | GS | CG | SHO | SV | ERA | | | | | | | | | | | | | | | | | | | | | | | | | | |
| 25 | 53.2 | 4 | 1 | 31 | 29 | 16 | 15 | 5 | 0 | 0 | 0 | 4.86 | 58 | 111.2 | 10 | 3 | 38 | 35 | 63 | 27 | 7 | 1 | 0 | 2 | 2.82 | | | | | | | | | | | | | | | | | | | | | | | | | | |
| CARDBOARD BASEBALL RATINGS | | | | | | | | | | | | | | | | | | | | | | | | | | | | | | | | | | | | | | | | | | | | | | | | | | | |
| ERA | | | | | | | | | | | | | W | | | | | | | | | | | | | BB | | | | | | | | | | | | | K | | | | | | | | | | | | |
| 48 | | | | | | | | | | | | | 4 | | | | | | | | | | | | | 15 | | | | | | | | | | | | | 16 | | | | | | | | | | | | |

| | | | | | | | | | | | | | | | | | | | | | | | | | | | | | | | | | | | | | | | | | | | | | | | | | | | |
|--|-------|----|---|----|----|----|----|----|----|-----|----|------|-----------------------------|-------|----|---|----|----|----|----|----|----|-----|----|------|----|--|--|--|--|--|--|--|--|--|--|--|--|----|--|--|--|--|--|--|--|--|--|--|--|--|
| 518 | | | | | | | | | | | | | JOSE BAUTISTA | | | | | | | | | | | | | P | | | | | | | | | | | | | | | | | | | | | | | | | |
| HT: 6'1" WT: 177 THROWS: RIGHT BATS: RIGHT | | | | | | | | | | | | | BORN: 7-25-1964, Bani, D.R. | | | | | | | | | | | | | | | | | | | | | | | | | | | | | | | | | | | | | | |
| 1993 CHICAGO CUBS PITCHING RECORD | | | | | | | | | | | | | | | | | | | | | | | | | | | | | | | | | | | | | | | | | | | | | | | | | | | |
| G | IP | W | L | R | ER | SO | BB | GS | CG | SHO | SV | ERA | G | IP | W | L | R | ER | SO | BB | GS | CG | SHO | SV | ERA | | | | | | | | | | | | | | | | | | | | | | | | | | |
| 58 | 111.2 | 10 | 3 | 38 | 35 | 63 | 27 | 7 | 1 | 0 | 2 | 2.82 | 58 | 111.2 | 10 | 3 | 38 | 35 | 63 | 27 | 7 | 1 | 0 | 2 | 2.82 | | | | | | | | | | | | | | | | | | | | | | | | | | |
| CARDBOARD BASEBALL RATINGS | | | | | | | | | | | | | | | | | | | | | | | | | | | | | | | | | | | | | | | | | | | | | | | | | | | |
| ERA | | | | | | | | | | | | | W | | | | | | | | | | | | | BB | | | | | | | | | | | | | K | | | | | | | | | | | | |
| 28 | | | | | | | | | | | | | 10 | | | | | | | | | | | | | 27 | | | | | | | | | | | | | 63 | | | | | | | | | | | | |

| | | | | | | | | | | | | | | | | | | | | | | | | | | | | | | | | | | | | | | | | | | | | | | | | | | | |
|---|------|---|---|----|----|----|----|----|----|-----|----|------|------------------------------|------|---|---|----|----|----|----|----|----|-----|----|------|----|--|--|--|--|--|--|--|--|--|--|--|--|----|--|--|--|--|--|--|--|--|--|--|--|--|
| 515 | | | | | | | | | | | | | SCOTT BANKHEAD | | | | | | | | | | | | | P | | | | | | | | | | | | | | | | | | | | | | | | | |
| HT: 5'10" WT: 175 THROWS: RIGHT BATS: RIGHT | | | | | | | | | | | | | BORN: 7-31-1963, Raleigh, NC | | | | | | | | | | | | | | | | | | | | | | | | | | | | | | | | | | | | | | |
| 1993 BOSTON RED SOX PITCHING RECORD | | | | | | | | | | | | | | | | | | | | | | | | | | | | | | | | | | | | | | | | | | | | | | | | | | | |
| G | IP | W | L | R | ER | SO | BB | GS | CG | SHO | SV | ERA | G | IP | W | L | R | ER | SO | BB | GS | CG | SHO | SV | ERA | | | | | | | | | | | | | | | | | | | | | | | | | | |
| 40 | 64.1 | 2 | 1 | 28 | 25 | 47 | 29 | 0 | 0 | 0 | 0 | 3.50 | 76 | 79.1 | 3 | 1 | 20 | 19 | 86 | 13 | 0 | 0 | 0 | 48 | 2.16 | | | | | | | | | | | | | | | | | | | | | | | | | | |
| CARDBOARD BASEBALL RATINGS | | | | | | | | | | | | | | | | | | | | | | | | | | | | | | | | | | | | | | | | | | | | | | | | | | | |
| ERA | | | | | | | | | | | | | W | | | | | | | | | | | | | BB | | | | | | | | | | | | | K | | | | | | | | | | | | |
| 35 | | | | | | | | | | | | | 2 | | | | | | | | | | | | | 29 | | | | | | | | | | | | | 47 | | | | | | | | | | | | |

| | | | | | | | | | | | | | | | | | | | | | | | | | | | | | | | | | | | | | | | | | | | | | | | | | | | |
|--|------|---|---|----|----|----|----|----|----|-----|----|------|-----------------------------|------|---|---|----|----|----|----|----|----|-----|----|------|----|--|--|--|--|--|--|--|--|--|--|--|--|----|--|--|--|--|--|--|--|--|--|--|--|--|
| 519 | | | | | | | | | | | | | ROD BECK | | | | | | | | | | | | | P | | | | | | | | | | | | | | | | | | | | | | | | | |
| HT: 6'1" WT: 215 THROWS: RIGHT BATS: RIGHT | | | | | | | | | | | | | BORN: 8-3-1968, Burbank, CA | | | | | | | | | | | | | | | | | | | | | | | | | | | | | | | | | | | | | | |
| 1993 SAN FRANCISCO GIANTS PITCHING RECORD | | | | | | | | | | | | | | | | | | | | | | | | | | | | | | | | | | | | | | | | | | | | | | | | | | | |
| G | IP | W | L | R | ER | SO | BB | GS | CG | SHO | SV | ERA | G | IP | W | L | R | ER | SO | BB | GS | CG | SHO | SV | ERA | | | | | | | | | | | | | | | | | | | | | | | | | | |
| 40 | 64.1 | 2 | 1 | 28 | 25 | 47 | 29 | 0 | 0 | 0 | 0 | 3.50 | 76 | 79.1 | 3 | 1 | 20 | 19 | 86 | 13 | 0 | 0 | 0 | 48 | 2.16 | | | | | | | | | | | | | | | | | | | | | | | | | | |
| CARDBOARD BASEBALL RATINGS | | | | | | | | | | | | | | | | | | | | | | | | | | | | | | | | | | | | | | | | | | | | | | | | | | | |
| ERA | | | | | | | | | | | | | W | | | | | | | | | | | | | BB | | | | | | | | | | | | | K | | | | | | | | | | | | |
| 21 | | | | | | | | | | | | | 3 | | | | | | | | | | | | | 13 | | | | | | | | | | | | | 86 | | | | | | | | | | | | |

| | | | | | | | | | | | | | | | | | | | | | | | | | | | | | | | | | | | | | | | | | | | | | | | | | | | |
|--|-------|----|----|----|----|-----|----|----|----|-----|----|------|----------------------------------|------|---|---|----|----|----|----|----|----|-----|----|------|----|--|--|--|--|--|--|--|--|--|--|--|--|-----|--|--|--|--|--|--|--|--|--|--|--|--|
| 516 | | | | | | | | | | | | | WILLIE BANKS | | | | | | | | | | | | | P | | | | | | | | | | | | | | | | | | | | | | | | | |
| HT: 6'1" WT: 190 THROWS: RIGHT BATS: RIGHT | | | | | | | | | | | | | BORN: 2-27-1969, Jersey City, NJ | | | | | | | | | | | | | | | | | | | | | | | | | | | | | | | | | | | | | | |
| 1993 MINNESOTA TWINS PITCHING RECORD | | | | | | | | | | | | | | | | | | | | | | | | | | | | | | | | | | | | | | | | | | | | | | | | | | | |
| G | IP | W | L | R | ER | SO | BB | GS | CG | SHO | SV | ERA | G | IP | W | L | R | ER | SO | BB | GS | CG | SHO | SV | ERA | | | | | | | | | | | | | | | | | | | | | | | | | | |
| 31 | 171.1 | 11 | 12 | 91 | 77 | 138 | 78 | 30 | 0 | 0 | 0 | 4.04 | 49 | 49.2 | 5 | 2 | 11 | 9 | 33 | 14 | 0 | 0 | 0 | 0 | 1.63 | | | | | | | | | | | | | | | | | | | | | | | | | | |
| CARDBOARD BASEBALL RATINGS | | | | | | | | | | | | | | | | | | | | | | | | | | | | | | | | | | | | | | | | | | | | | | | | | | | |
| ERA | | | | | | | | | | | | | W | | | | | | | | | | | | | BB | | | | | | | | | | | | | K | | | | | | | | | | | | |
| 40 | | | | | | | | | | | | | 11 | | | | | | | | | | | | | 78 | | | | | | | | | | | | | 138 | | | | | | | | | | | | |

| | | | | | | | | | | | | | | | | | | | | | | | | | | | | | | | | | | | | | | | | | | | | | | | | | | | |
|--|------|---|---|----|----|----|----|----|----|-----|----|------|------------------------------|------|---|---|----|----|----|----|----|----|-----|----|------|----|--|--|--|--|--|--|--|--|--|--|--|--|----|--|--|--|--|--|--|--|--|--|--|--|--|
| 520 | | | | | | | | | | | | | STEVE BEDROSIAN | | | | | | | | | | | | | P | | | | | | | | | | | | | | | | | | | | | | | | | |
| HT: 6'3" WT: 200 THROWS: RIGHT BATS: RIGHT | | | | | | | | | | | | | BORN: 12-6-1957, Methuen, MA | | | | | | | | | | | | | | | | | | | | | | | | | | | | | | | | | | | | | | |
| 1993 ATLANTA BRAVES PITCHING RECORD | | | | | | | | | | | | | | | | | | | | | | | | | | | | | | | | | | | | | | | | | | | | | | | | | | | |
| G | IP | W | L | R | ER | SO | BB | GS | CG | SHO | SV | ERA | G | IP | W | L | R | ER | SO | BB | GS | CG | SHO | SV | ERA | | | | | | | | | | | | | | | | | | | | | | | | | | |
| 49 | 49.2 | 5 | 2 | 11 | 9 | 33 | 14 | 0 | 0 | 0 | 0 | 1.63 | 49 | 49.2 | 5 | 2 | 11 | 9 | 33 | 14 | 0 | 0 | 0 | 0 | 1.63 | | | | | | | | | | | | | | | | | | | | | | | | | | |
| CARDBOARD BASEBALL RATINGS | | | | | | | | | | | | | | | | | | | | | | | | | | | | | | | | | | | | | | | | | | | | | | | | | | | |
| ERA | | | | | | | | | | | | | W | | | | | | | | | | | | | BB | | | | | | | | | | | | | K | | | | | | | | | | | | |
| 16 | | | | | | | | | | | | | 5 | | | | | | | | | | | | | 14 | | | | | | | | | | | | | 33 | | | | | | | | | | | | |

| | | | | | | | | | | | | | | | | | | | | | | | | | | |
|--|-------|----|----|-----|-----|-----|----|----|-----|-----|----|------|------------------------------------|-------|---|----|----|----|----|----|----|----|-----|----|------|---|
| 521 | | | | | | | | | | | | | TIM BELCHER | | | | | | | | | | | | | P |
| HT: 6'3" WT: 210 THROWS: RIGHT BATS: RIGHT | | | | | | | | | | | | | BORN: 10-19-1961, Mount Gilead, OH | | | | | | | | | | | | | |
| 1993 CHICAGO WHITE SOX PITCHING RECORD | | | | | | | | | | | | | | | | | | | | | | | | | | |
| G | IP | W | L | R | ER | SO | BB | GS | CG | SHO | SV | ERA | G | IP | W | L | R | ER | SO | BB | GS | CG | SHO | SV | ERA | |
| 34 | 208.2 | 12 | 11 | 108 | 103 | 135 | 74 | 33 | 5 | 3 | 0 | 4.44 | 9 | 39.2 | 1 | 4 | 29 | 25 | 19 | 23 | 6 | 1 | 0 | 0 | 5.67 | |
| CARDBOARD BASEBALL RATINGS | | | | | | | | | | | | | | | | | | | | | | | | | | |
| ERA | | | W | | | BB | | | K | | | ERA | | | W | | | BB | | | K | | | | | |
| 44 | | | 12 | | | 74 | | | 135 | | | 56 | | | 1 | | | 23 | | | 19 | | | | | |
| | | | | | | | | | | | | | | | | | | | | | | | | | | |
| 522 | | | | | | | | | | | | | STAN BELINDA | | | | | | | | | | | | | P |
| HT: 6'3" WT: 185 THROWS: RIGHT BATS: RIGHT | | | | | | | | | | | | | BORN: 8-6-1966, Huntingdon, PA | | | | | | | | | | | | | |
| 1993 KANSAS CITY ROYALS PITCHING RECORD | | | | | | | | | | | | | | | | | | | | | | | | | | |
| G | IP | W | L | R | ER | SO | BB | GS | CG | SHO | SV | ERA | G | IP | W | L | R | ER | SO | BB | GS | CG | SHO | SV | ERA | |
| 63 | 69.2 | 4 | 2 | 31 | 30 | 55 | 17 | 0 | 0 | 0 | 19 | 3.88 | 13 | 68.2 | 4 | 5 | 47 | 45 | 38 | 23 | 13 | 0 | 0 | 0 | 5.90 | |
| CARDBOARD BASEBALL RATINGS | | | | | | | | | | | | | | | | | | | | | | | | | | |
| ERA | | | W | | | BB | | | K | | | ERA | | | W | | | BB | | | K | | | | | |
| 38 | | | 4 | | | 17 | | | 55 | | | 59 | | | 4 | | | 23 | | | 38 | | | | | |
| | | | | | | | | | | | | | | | | | | | | | | | | | | |
| 523 | | | | | | | | | | | | | ANDY BENES | | | | | | | | | | | | | P |
| HT: 6'6" WT: 235 THROWS: RIGHT BATS: RIGHT | | | | | | | | | | | | | BORN: 8-20-1967, Evansville, IN | | | | | | | | | | | | | |
| 1993 SAN DIEGO PADRES PITCHING RECORD | | | | | | | | | | | | | | | | | | | | | | | | | | |
| G | IP | W | L | R | ER | SO | BB | GS | CG | SHO | SV | ERA | G | IP | W | L | R | ER | SO | BB | GS | CG | SHO | SV | ERA | |
| 34 | 230.2 | 15 | 15 | 111 | 97 | 179 | 86 | 34 | 4 | 2 | 0 | 3.78 | 16 | 93.2 | 8 | 2 | 44 | 37 | 45 | 33 | 16 | 0 | 0 | 0 | 3.56 | |
| CARDBOARD BASEBALL RATINGS | | | | | | | | | | | | | | | | | | | | | | | | | | |
| ERA | | | W | | | BB | | | K | | | ERA | | | W | | | BB | | | K | | | | | |
| 37 | | | 15 | | | 86 | | | 179 | | | 35 | | | 8 | | | 33 | | | 45 | | | | | |
| | | | | | | | | | | | | | | | | | | | | | | | | | | |
| 524 | | | | | | | | | | | | | JASON BERE | | | | | | | | | | | | | P |
| HT: 6'3" WT: 185 THROWS: RIGHT BATS: RIGHT | | | | | | | | | | | | | BORN: 5-26-1971, Cambridge, MA | | | | | | | | | | | | | |
| 1993 CHICAGO WHITE SOX PITCHING RECORD | | | | | | | | | | | | | | | | | | | | | | | | | | |
| G | IP | W | L | R | ER | SO | BB | GS | CG | SHO | SV | ERA | G | IP | W | L | R | ER | SO | BB | GS | CG | SHO | SV | ERA | |
| 24 | 142.2 | 12 | 5 | 60 | 55 | 129 | 81 | 24 | 1 | 0 | 0 | 3.47 | 46 | 146.1 | 6 | 10 | 90 | 77 | 84 | 42 | 18 | 1 | 0 | 0 | 4.75 | |
| CARDBOARD BASEBALL RATINGS | | | | | | | | | | | | | | | | | | | | | | | | | | |
| ERA | | | W | | | BB | | | K | | | ERA | | | W | | | BB | | | K | | | | | |
| 34 | | | 12 | | | 81 | | | 129 | | | 47 | | | 6 | | | 42 | | | 84 | | | | | |
| | | | | | | | | | | | | | | | | | | | | | | | | | | |
| 525 | | | | | | | | | | | | | SEAN BERGMAN | | | | | | | | | | | | | P |
| HT: 6'4" WT: 205 THROWS: RIGHT BATS: RIGHT | | | | | | | | | | | | | BORN: 4-11-1970, Joliet, IL | | | | | | | | | | | | | |
| 1993 DETROIT TIGERS PITCHING RECORD | | | | | | | | | | | | | | | | | | | | | | | | | | |
| G | IP | W | L | R | ER | SO | BB | GS | CG | SHO | SV | ERA | G | IP | W | L | R | ER | SO | BB | GS | CG | SHO | SV | ERA | |
| 9 | 39.2 | 1 | 4 | 29 | 25 | 19 | 23 | 6 | 1 | 0 | 0 | 5.67 | 9 | 39.2 | 1 | 4 | 29 | 25 | 19 | 23 | 6 | 1 | 0 | 0 | 5.67 | |
| CARDBOARD BASEBALL RATINGS | | | | | | | | | | | | | | | | | | | | | | | | | | |
| ERA | | | W | | | BB | | | K | | | ERA | | | W | | | BB | | | K | | | | | |
| 56 | | | 1 | | | 23 | | | 19 | | | 56 | | | 1 | | | 23 | | | 19 | | | | | |
| | | | | | | | | | | | | | | | | | | | | | | | | | | |
| 526 | | | | | | | | | | | | | MIKE BIELECKI | | | | | | | | | | | | | P |
| HT: 6'3" WT: 195 THROWS: RIGHT BATS: RIGHT | | | | | | | | | | | | | BORN: 7-31-1959, Baltimore, MD | | | | | | | | | | | | | |
| 1993 CLEVELAND INDIANS PITCHING RECORD | | | | | | | | | | | | | | | | | | | | | | | | | | |
| G | IP | W | L | R | ER | SO | BB | GS | CG | SHO | SV | ERA | G | IP | W | L | R | ER | SO | BB | GS | CG | SHO | SV | ERA | |
| 13 | 68.2 | 4 | 5 | 47 | 45 | 38 | 23 | 13 | 0 | 0 | 0 | 5.90 | 13 | 68.2 | 4 | 5 | 47 | 45 | 38 | 23 | 13 | 0 | 0 | 0 | 5.90 | |
| CARDBOARD BASEBALL RATINGS | | | | | | | | | | | | | | | | | | | | | | | | | | |
| ERA | | | W | | | BB | | | K | | | ERA | | | W | | | BB | | | K | | | | | |
| 59 | | | 4 | | | 23 | | | 38 | | | 59 | | | 4 | | | 23 | | | 38 | | | | | |
| | | | | | | | | | | | | | | | | | | | | | | | | | | |
| 527 | | | | | | | | | | | | | BUD BLACK | | | | | | | | | | | | | P |
| HT: 6'2" WT: 180 THROWS: LEFT BATS: LEFT | | | | | | | | | | | | | BORN: 6-30-1957, San Mateo, CA | | | | | | | | | | | | | |
| 1993 SAN FRANCISCO GIANTS PITCHING RECORD | | | | | | | | | | | | | | | | | | | | | | | | | | |
| G | IP | W | L | R | ER | SO | BB | GS | CG | SHO | SV | ERA | G | IP | W | L | R | ER | SO | BB | GS | CG | SHO | SV | ERA | |
| 16 | 93.2 | 8 | 2 | 44 | 37 | 45 | 33 | 16 | 0 | 0 | 0 | 3.56 | 16 | 93.2 | 8 | 2 | 44 | 37 | 45 | 33 | 16 | 0 | 0 | 0 | 3.56 | |
| CARDBOARD BASEBALL RATINGS | | | | | | | | | | | | | | | | | | | | | | | | | | |
| ERA | | | W | | | BB | | | K | | | ERA | | | W | | | BB | | | K | | | | | |
| 35 | | | 8 | | | 33 | | | 45 | | | 35 | | | 8 | | | 33 | | | 45 | | | | | |
| | | | | | | | | | | | | | | | | | | | | | | | | | | |
| 528 | | | | | | | | | | | | | WILLIE BLAIR | | | | | | | | | | | | | P |
| HT: 6'1" WT: 185 THROWS: RIGHT BATS: RIGHT | | | | | | | | | | | | | BORN: 12-18-1965, Paintsville, KY | | | | | | | | | | | | | |
| 1993 COLORADO ROCKIES PITCHING RECORD | | | | | | | | | | | | | | | | | | | | | | | | | | |
| G | IP | W | L | R | ER | SO | BB | GS | CG | SHO | SV | ERA | G | IP | W | L | R | ER | SO | BB | GS | CG | SHO | SV | ERA | |
| 46 | 146.1 | 6 | 10 | 90 | 77 | 84 | 42 | 18 | 1 | 0 | 0 | 4.75 | 46 | 146.1 | 6 | 10 | 90 | 77 | 84 | 42 | 18 | 1 | 0 | 0 | 4.75 | |
| CARDBOARD BASEBALL RATINGS | | | | | | | | | | | | | | | | | | | | | | | | | | |
| ERA | | | W | | | BB | | | K | | | ERA | | | W | | | BB | | | K | | | | | |
| 47 | | | 6 | | | 42 | | | 84 | | | 47 | | | 6 | | | 42 | | | 84 | | | | | |

| | | | | | | | | | | | | | | | | | | | | | | | | | | | | | | | | | | | | | | | | | | | | | | | | | | | |
|---|------|---|---|----|----|----|----|----|----|-----|----|------|-----------------------------------|-------|---|---|----|----|----|----|----|----|-----|----|------|----|----|---|---|---|----|----|----|----|----|-----|----|-----|----|--|--|--|--|--|--|--|--|--|--|--|--|
| 529 | | | | | | | | | | | | | MIKE BODDICKER | | | | | | | | | | | | | P | | | | | | | | | | | | | | | | | | | | | | | | | |
| HT: 5'11" WT: 172 THROWS: RIGHT BATS: RIGHT | | | | | | | | | | | | | BORN: 8-23-1957, Cedar Rapids, IA | | | | | | | | | | | | | | | | | | | | | | | | | | | | | | | | | | | | | | |
| 1993 MILWAUKEE BREWERS PITCHING RECORD | | | | | | | | | | | | | | | | | | | | | | | | | | | | | | | | | | | | | | | | | | | | | | | | | | | |
| G | IP | W | L | R | ER | SO | BB | GS | CG | SHO | SV | ERA | G | IP | W | L | R | ER | SO | BB | GS | CG | SHO | SV | ERA | G | IP | W | L | R | ER | SO | BB | GS | CG | SHO | SV | ERA | | | | | | | | | | | | | |
| 10 | 54.1 | 3 | 5 | 35 | 34 | 24 | 15 | 10 | 1 | 0 | 0 | 5.67 | 43 | 102.2 | 6 | 6 | 57 | 51 | 66 | 45 | 8 | 0 | 0 | 0 | 4.47 | | | | | | | | | | | | | | | | | | | | | | | | | | |
| CARDBOARD BASEBALL RATINGS | | | | | | | | | | | | | | | | | | | | | | | | | | | | | | | | | | | | | | | | | | | | | | | | | | | |
| ERA | | | | | | | | | | | | | W | | | | | | | | | | | | | BB | | | | | | | | | | | | | K | | | | | | | | | | | | |
| 56 | | | | | | | | | | | | | 3 | | | | | | | | | | | | | 15 | | | | | | | | | | | | | 24 | | | | | | | | | | | | |

| | | | | | | | | | | | | | | | | | | | | | | | | | | | | | | | | | | | | | | | | | | | | | | | | | | | |
|--|------|---|---|----|----|----|----|----|----|-----|----|------|-------------------------------|-------|---|---|----|----|----|----|----|----|-----|----|------|----|----|---|---|---|----|----|----|----|----|-----|----|-----|----|--|--|--|--|--|--|--|--|--|--|--|--|
| 533 | | | | | | | | | | | | | TOM BOLTON | | | | | | | | | | | | | P | | | | | | | | | | | | | | | | | | | | | | | | | |
| HT: 6'2" WT: 172 THROWS: LEFT BATS: LEFT | | | | | | | | | | | | | BORN: 5-6-1962, Nashville, TN | | | | | | | | | | | | | | | | | | | | | | | | | | | | | | | | | | | | | | |
| 1993 DETROIT TIGERS PITCHING RECORD | | | | | | | | | | | | | | | | | | | | | | | | | | | | | | | | | | | | | | | | | | | | | | | | | | | |
| G | IP | W | L | R | ER | SO | BB | GS | CG | SHO | SV | ERA | G | IP | W | L | R | ER | SO | BB | GS | CG | SHO | SV | ERA | G | IP | W | L | R | ER | SO | BB | GS | CG | SHO | SV | ERA | | | | | | | | | | | | | |
| 10 | 54.1 | 3 | 5 | 35 | 34 | 24 | 15 | 10 | 1 | 0 | 0 | 5.67 | 43 | 102.2 | 6 | 6 | 57 | 51 | 66 | 45 | 8 | 0 | 0 | 0 | 4.47 | | | | | | | | | | | | | | | | | | | | | | | | | | |
| CARDBOARD BASEBALL RATINGS | | | | | | | | | | | | | | | | | | | | | | | | | | | | | | | | | | | | | | | | | | | | | | | | | | | |
| ERA | | | | | | | | | | | | | W | | | | | | | | | | | | | BB | | | | | | | | | | | | | K | | | | | | | | | | | | |
| 44 | | | | | | | | | | | | | 6 | | | | | | | | | | | | | 45 | | | | | | | | | | | | | 66 | | | | | | | | | | | | |

| | | | | | | | | | | | | | | | | | | | | | | | | | | | | | | | | | | | | | | | | | | | | | | | | | | | |
|--|-------|---|---|----|----|----|----|----|----|-----|----|------|-------------------------------|-------|----|----|-----|-----|----|----|----|----|-----|----|------|----|----|---|---|---|----|----|----|----|----|-----|----|-----|----|--|--|--|--|--|--|--|--|--|--|--|--|
| 530 | | | | | | | | | | | | | JOE BOEVER | | | | | | | | | | | | | P | | | | | | | | | | | | | | | | | | | | | | | | | |
| HT: 6'1" WT: 200 THROWS: RIGHT BATS: RIGHT | | | | | | | | | | | | | BORN: 10-4-1960, Kirkwood, MO | | | | | | | | | | | | | | | | | | | | | | | | | | | | | | | | | | | | | | |
| 1993 DETROIT TIGERS PITCHING RECORD | | | | | | | | | | | | | | | | | | | | | | | | | | | | | | | | | | | | | | | | | | | | | | | | | | | |
| G | IP | W | L | R | ER | SO | BB | GS | CG | SHO | SV | ERA | G | IP | W | L | R | ER | SO | BB | GS | CG | SHO | SV | ERA | G | IP | W | L | R | ER | SO | BB | GS | CG | SHO | SV | ERA | | | | | | | | | | | | | |
| 61 | 102.1 | 6 | 3 | 50 | 41 | 63 | 44 | 0 | 0 | 0 | 3 | 3.61 | 32 | 203.2 | 11 | 11 | 122 | 110 | 63 | 63 | 31 | 3 | 0 | 0 | 4.86 | | | | | | | | | | | | | | | | | | | | | | | | | | |
| CARDBOARD BASEBALL RATINGS | | | | | | | | | | | | | | | | | | | | | | | | | | | | | | | | | | | | | | | | | | | | | | | | | | | |
| ERA | | | | | | | | | | | | | W | | | | | | | | | | | | | BB | | | | | | | | | | | | | K | | | | | | | | | | | | |
| 36 | | | | | | | | | | | | | 6 | | | | | | | | | | | | | 44 | | | | | | | | | | | | | 63 | | | | | | | | | | | | |

| | | | | | | | | | | | | | | | | | | | | | | | | | | | | | | | | | | | | | | | | | | | | | | | | | | | |
|---|-------|----|----|-----|-----|----|----|----|----|-----|----|------|-------------------------------|----|---|---|---|----|----|----|----|----|-----|----|-----|----|----|---|---|---|----|----|----|----|----|-----|----|-----|----|--|--|--|--|--|--|--|--|--|--|--|--|
| 534 | | | | | | | | | | | | | RICKY BONES | | | | | | | | | | | | | P | | | | | | | | | | | | | | | | | | | | | | | | | |
| HT: 5'10" WT: 175 THROWS: RIGHT BATS: RIGHT | | | | | | | | | | | | | BORN: 4-7-1969, Salinas, P.R. | | | | | | | | | | | | | | | | | | | | | | | | | | | | | | | | | | | | | | |
| 1993 MILWAUKEE BREWERS PITCHING RECORD | | | | | | | | | | | | | | | | | | | | | | | | | | | | | | | | | | | | | | | | | | | | | | | | | | | |
| G | IP | W | L | R | ER | SO | BB | GS | CG | SHO | SV | ERA | G | IP | W | L | R | ER | SO | BB | GS | CG | SHO | SV | ERA | G | IP | W | L | R | ER | SO | BB | GS | CG | SHO | SV | ERA | | | | | | | | | | | | | |
| 32 | 203.2 | 11 | 11 | 122 | 110 | 63 | 63 | 31 | 3 | 0 | 0 | 4.86 | | | | | | | | | | | | | | | | | | | | | | | | | | | | | | | | | | | | | | | |
| CARDBOARD BASEBALL RATINGS | | | | | | | | | | | | | | | | | | | | | | | | | | | | | | | | | | | | | | | | | | | | | | | | | | | |
| ERA | | | | | | | | | | | | | W | | | | | | | | | | | | | BB | | | | | | | | | | | | | K | | | | | | | | | | | | |
| 48 | | | | | | | | | | | | | 11 | | | | | | | | | | | | | 63 | | | | | | | | | | | | | 63 | | | | | | | | | | | | |

| | | | | | | | | | | | | | | | | | | | | | | | | | | | | | | | | | | | | | | | | | | | | | | | | | | | |
|--|------|---|---|----|----|----|----|----|----|-----|----|------|----------------------------|-------|---|---|----|----|-----|----|----|----|-----|----|------|----|----|---|---|---|----|----|----|----|----|-----|----|-----|----|--|--|--|--|--|--|--|--|--|--|--|--|
| 531 | | | | | | | | | | | | | BRIAN BOHANON | | | | | | | | | | | | | P | | | | | | | | | | | | | | | | | | | | | | | | | |
| HT: 6'2" WT: 210 THROWS: LEFT BATS: LEFT | | | | | | | | | | | | | BORN: 8-1-1968, Denton, TX | | | | | | | | | | | | | | | | | | | | | | | | | | | | | | | | | | | | | | |
| 1993 TEXAS RANGERS PITCHING RECORD | | | | | | | | | | | | | | | | | | | | | | | | | | | | | | | | | | | | | | | | | | | | | | | | | | | |
| G | IP | W | L | R | ER | SO | BB | GS | CG | SHO | SV | ERA | G | IP | W | L | R | ER | SO | BB | GS | CG | SHO | SV | ERA | G | IP | W | L | R | ER | SO | BB | GS | CG | SHO | SV | ERA | | | | | | | | | | | | | |
| 36 | 92.2 | 4 | 4 | 54 | 49 | 45 | 46 | 8 | 0 | 0 | 0 | 4.76 | 29 | 164.1 | 9 | 9 | 75 | 63 | 119 | 59 | 24 | 3 | 1 | 1 | 3.45 | | | | | | | | | | | | | | | | | | | | | | | | | | |
| CARDBOARD BASEBALL RATINGS | | | | | | | | | | | | | | | | | | | | | | | | | | | | | | | | | | | | | | | | | | | | | | | | | | | |
| ERA | | | | | | | | | | | | | W | | | | | | | | | | | | | BB | | | | | | | | | | | | | K | | | | | | | | | | | | |
| 47 | | | | | | | | | | | | | 4 | | | | | | | | | | | | | 46 | | | | | | | | | | | | | 45 | | | | | | | | | | | | |

| | | | | | | | | | | | | | | | | | | | | | | | | | | | | | | | | | | | | | | | | | | | | | | | | | | | |
|--|-------|---|---|----|----|-----|----|----|----|-----|----|------|--------------------------------|----|---|---|---|----|----|----|----|----|-----|----|-----|----|----|---|---|---|----|----|----|----|----|-----|----|-----|-----|--|--|--|--|--|--|--|--|--|--|--|--|
| 535 | | | | | | | | | | | | | CHRIS BOSIO | | | | | | | | | | | | | P | | | | | | | | | | | | | | | | | | | | | | | | | |
| HT: 6'3" WT: 220 THROWS: RIGHT BATS: RIGHT | | | | | | | | | | | | | BORN: 4-3-1963, Carmichael, CA | | | | | | | | | | | | | | | | | | | | | | | | | | | | | | | | | | | | | | |
| 1993 SEATTLE MARINERS PITCHING RECORD | | | | | | | | | | | | | | | | | | | | | | | | | | | | | | | | | | | | | | | | | | | | | | | | | | | |
| G | IP | W | L | R | ER | SO | BB | GS | CG | SHO | SV | ERA | G | IP | W | L | R | ER | SO | BB | GS | CG | SHO | SV | ERA | G | IP | W | L | R | ER | SO | BB | GS | CG | SHO | SV | ERA | | | | | | | | | | | | | |
| 29 | 164.1 | 9 | 9 | 75 | 63 | 119 | 59 | 24 | 3 | 1 | 1 | 3.45 | | | | | | | | | | | | | | | | | | | | | | | | | | | | | | | | | | | | | | | |
| CARDBOARD BASEBALL RATINGS | | | | | | | | | | | | | | | | | | | | | | | | | | | | | | | | | | | | | | | | | | | | | | | | | | | |
| ERA | | | | | | | | | | | | | W | | | | | | | | | | | | | BB | | | | | | | | | | | | | K | | | | | | | | | | | | |
| 34 | | | | | | | | | | | | | 9 | | | | | | | | | | | | | 59 | | | | | | | | | | | | | 119 | | | | | | | | | | | | |

| | | | | | | | | | | | | | | | | | | | | | | | | | | | | | | | | | | | | | | | | | | | | | | | | | | | |
|--|------|---|---|----|----|----|----|----|----|-----|----|------|----------------------------------|------|---|---|----|----|----|----|----|----|-----|----|------|----|----|---|---|---|----|----|----|----|----|-----|----|-----|----|--|--|--|--|--|--|--|--|--|--|--|--|
| 532 | | | | | | | | | | | | | RODNEY BOLTON | | | | | | | | | | | | | P | | | | | | | | | | | | | | | | | | | | | | | | | |
| HT: 6'2" WT: 190 THROWS: RIGHT BATS: RIGHT | | | | | | | | | | | | | BORN: 9-23-1968, Chattanooga, TN | | | | | | | | | | | | | | | | | | | | | | | | | | | | | | | | | | | | | | |
| 1993 CHICAGO WHITE SOX PITCHING RECORD | | | | | | | | | | | | | | | | | | | | | | | | | | | | | | | | | | | | | | | | | | | | | | | | | | | |
| G | IP | W | L | R | ER | SO | BB | GS | CG | SHO | SV | ERA | G | IP | W | L | R | ER | SO | BB | GS | CG | SHO | SV | ERA | G | IP | W | L | R | ER | SO | BB | GS | CG | SHO | SV | ERA | | | | | | | | | | | | | |
| 9 | 42.1 | 2 | 6 | 40 | 35 | 17 | 16 | 8 | 0 | 0 | 0 | 7.44 | 39 | 65.2 | 5 | 3 | 30 | 25 | 39 | 21 | 2 | 0 | 0 | 0 | 3.43 | | | | | | | | | | | | | | | | | | | | | | | | | | |
| CARDBOARD BASEBALL RATINGS | | | | | | | | | | | | | | | | | | | | | | | | | | | | | | | | | | | | | | | | | | | | | | | | | | | |
| ERA | | | | | | | | | | | | | W | | | | | | | | | | | | | BB | | | | | | | | | | | | | K | | | | | | | | | | | | |
| 74 | | | | | | | | | | | | | 2 | | | | | | | | | | | | | 16 | | | | | | | | | | | | | 17 | | | | | | | | | | | | |

| | | | | | | | | | | | | | | | | | | | | | | | | | | | | | | | | | | | | | | | | | | | | | | | | | | | |
|--|------|---|---|----|----|----|----|----|----|-----|----|------|--------------------------------|----|---|---|---|----|----|----|----|----|-----|----|-----|----|----|---|---|---|----|----|----|----|----|-----|----|-----|----|--|--|--|--|--|--|--|--|--|--|--|--|
| 536 | | | | | | | | | | | | | SHAWN BOSKIE | | | | | | | | | | | | | P | | | | | | | | | | | | | | | | | | | | | | | | | |
| HT: 6'3" WT: 205 THROWS: RIGHT BATS: RIGHT | | | | | | | | | | | | | BORN: 3-28-1967, Hawthorne, NV | | | | | | | | | | | | | | | | | | | | | | | | | | | | | | | | | | | | | | |
| 1993 CHICAGO CUBS PITCHING RECORD | | | | | | | | | | | | | | | | | | | | | | | | | | | | | | | | | | | | | | | | | | | | | | | | | | | |
| G | IP | W | L | R | ER | SO | BB | GS | CG | SHO | SV | ERA | G | IP | W | L | R | ER | SO | BB | GS | CG | SHO | SV | ERA | G | IP | W | L | R | ER | SO | BB | GS | CG | SHO | SV | ERA | | | | | | | | | | | | | |
| 39 | 65.2 | 5 | 3 | 30 | 25 | 39 | 21 | 2 | 0 | 0 | 0 | 3.43 | | | | | | | | | | | | | | | | | | | | | | | | | | | | | | | | | | | | | | | |
| CARDBOARD BASEBALL RATINGS | | | | | | | | | | | | | | | | | | | | | | | | | | | | | | | | | | | | | | | | | | | | | | | | | | | |
| ERA | | | | | | | | | | | | | W | | | | | | | | | | | | | BB | | | | | | | | | | | | | K | | | | | | | | | | | | |
| 34 | | | | | | | | | | | | | 5 | | | | | | | | | | | | | 21 | | | | | | | | | | | | | 39 | | | | | | | | | | | | |

| | | | | | | | | | | | | | | | | | | | | | | | | | | | | | | | | | | | | | | | | | | | | | | | | | | | |
|--|-------|---|----|-----|----|----|----|----|----|-----|----|------|--------------------------------|------|---|---|----|----|----|----|----|----|-----|----|------|----|--|--|--|--|--|--|--|--|--|--|--|--|----|--|--|--|--|--|--|--|--|--|--|--|--|
| 537 | | | | | | | | | | | | | KENT BOTTENFIELD | | | | | | | | | | | | | P | | | | | | | | | | | | | | | | | | | | | | | | | |
| HT: 6'3" WT: 225 THROWS: RIGHT BATS: RIGHT | | | | | | | | | | | | | BORN: 11-14-1968, Portland, OR | | | | | | | | | | | | | | | | | | | | | | | | | | | | | | | | | | | | | | |
| 1993 COLORADO ROCKIES PITCHING RECORD | | | | | | | | | | | | | | | | | | | | | | | | | | | | | | | | | | | | | | | | | | | | | | | | | | | |
| G | IP | W | L | R | ER | SO | BB | GS | CG | SHO | SV | ERA | G | IP | W | L | R | ER | SO | BB | GS | CG | SHO | SV | ERA | | | | | | | | | | | | | | | | | | | | | | | | | | |
| 37 | 159.2 | 5 | 10 | 102 | 90 | 63 | 71 | 25 | 1 | 0 | 0 | 5.07 | 46 | 39.1 | 2 | 2 | 16 | 15 | 28 | 20 | 0 | 0 | 0 | 0 | 3.46 | | | | | | | | | | | | | | | | | | | | | | | | | | |
| CARDBOARD BASEBALL RATINGS | | | | | | | | | | | | | | | | | | | | | | | | | | | | | | | | | | | | | | | | | | | | | | | | | | | |
| ERA | | | | | | | | | | | | | W | | | | | | | | | | | | | BB | | | | | | | | | | | | | K | | | | | | | | | | | | |
| 50 | | | | | | | | | | | | | 5 | | | | | | | | | | | | | 71 | | | | | | | | | | | | | 63 | | | | | | | | | | | | |

| | | | | | | | | | | | | | | | | | | | | | | | | | | | | | | | | | | | | | | | | | | | | | | | | | | | |
|--|------|---|---|----|----|----|----|----|----|-----|----|------|---------------------------------|------|---|---|----|----|----|----|----|----|-----|----|------|----|--|--|--|--|--|--|--|--|--|--|--|--|----|--|--|--|--|--|--|--|--|--|--|--|--|
| 541 | | | | | | | | | | | | | BILLY BREWER | | | | | | | | | | | | | P | | | | | | | | | | | | | | | | | | | | | | | | | |
| HT: 6'1" WT: 175 THROWS: LEFT BATS: LEFT | | | | | | | | | | | | | BORN: 4-15-1968, Fort Worth, TX | | | | | | | | | | | | | | | | | | | | | | | | | | | | | | | | | | | | | | |
| 1993 KANSAS CITY ROYALS PITCHING RECORD | | | | | | | | | | | | | | | | | | | | | | | | | | | | | | | | | | | | | | | | | | | | | | | | | | | |
| G | IP | W | L | R | ER | SO | BB | GS | CG | SHO | SV | ERA | G | IP | W | L | R | ER | SO | BB | GS | CG | SHO | SV | ERA | | | | | | | | | | | | | | | | | | | | | | | | | | |
| 46 | 39.1 | 2 | 2 | 16 | 15 | 28 | 20 | 0 | 0 | 0 | 0 | 3.46 | 46 | 39.1 | 2 | 2 | 16 | 15 | 28 | 20 | 0 | 0 | 0 | 0 | 3.46 | | | | | | | | | | | | | | | | | | | | | | | | | | |
| CARDBOARD BASEBALL RATINGS | | | | | | | | | | | | | | | | | | | | | | | | | | | | | | | | | | | | | | | | | | | | | | | | | | | |
| ERA | | | | | | | | | | | | | W | | | | | | | | | | | | | BB | | | | | | | | | | | | | K | | | | | | | | | | | | |
| 34 | | | | | | | | | | | | | 2 | | | | | | | | | | | | | 20 | | | | | | | | | | | | | 28 | | | | | | | | | | | | |

| | | | | | | | | | | | | | | | | | | | | | | | | | | | | | | | | | | | | | | | | | | | | | | | | | | | |
|---|------|---|---|---|----|----|----|----|----|-----|----|------|-----------------------------------|------|---|---|----|----|----|----|----|----|-----|----|------|----|--|--|--|--|--|--|--|--|--|--|--|--|----|--|--|--|--|--|--|--|--|--|--|--|--|
| 538 | | | | | | | | | | | | | DENIS BOUCHER | | | | | | | | | | | | | P | | | | | | | | | | | | | | | | | | | | | | | | | |
| HT: 6'1" WT: 195 THROWS: LEFT BATS: RIGHT | | | | | | | | | | | | | BORN: 3-7-1968, Montreal, PQ, CAN | | | | | | | | | | | | | | | | | | | | | | | | | | | | | | | | | | | | | | |
| 1993 MONTREAL EXPOS PITCHING RECORD | | | | | | | | | | | | | | | | | | | | | | | | | | | | | | | | | | | | | | | | | | | | | | | | | | | |
| G | IP | W | L | R | ER | SO | BB | GS | CG | SHO | SV | ERA | G | IP | W | L | R | ER | SO | BB | GS | CG | SHO | SV | ERA | | | | | | | | | | | | | | | | | | | | | | | | | | |
| 5 | 28.1 | 3 | 1 | 7 | 6 | 14 | 3 | 5 | 0 | 0 | 0 | 1.91 | 17 | 24.2 | 1 | 0 | 25 | 22 | 24 | 26 | 0 | 0 | 0 | 0 | 8.03 | | | | | | | | | | | | | | | | | | | | | | | | | | |
| CARDBOARD BASEBALL RATINGS | | | | | | | | | | | | | | | | | | | | | | | | | | | | | | | | | | | | | | | | | | | | | | | | | | | |
| ERA | | | | | | | | | | | | | W | | | | | | | | | | | | | BB | | | | | | | | | | | | | K | | | | | | | | | | | | |
| 19 | | | | | | | | | | | | | 3 | | | | | | | | | | | | | 3 | | | | | | | | | | | | | 14 | | | | | | | | | | | | |

| | | | | | | | | | | | | | | | | | | | | | | | | | | | | | | | | | | | | | | | | | | | | | | | | | | | |
|--|------|---|---|----|----|----|----|----|----|-----|----|------|-------------------------------|------|---|---|----|----|----|----|----|----|-----|----|------|----|--|--|--|--|--|--|--|--|--|--|--|--|----|--|--|--|--|--|--|--|--|--|--|--|--|
| 542 | | | | | | | | | | | | | JOHN BRISCOE | | | | | | | | | | | | | P | | | | | | | | | | | | | | | | | | | | | | | | | |
| HT: 6'3" WT: 185 THROWS: RIGHT BATS: RIGHT | | | | | | | | | | | | | BORN: 9-22-1967, LaGrange, IL | | | | | | | | | | | | | | | | | | | | | | | | | | | | | | | | | | | | | | |
| 1993 OAKLAND ATHLETICS PITCHING RECORD | | | | | | | | | | | | | | | | | | | | | | | | | | | | | | | | | | | | | | | | | | | | | | | | | | | |
| G | IP | W | L | R | ER | SO | BB | GS | CG | SHO | SV | ERA | G | IP | W | L | R | ER | SO | BB | GS | CG | SHO | SV | ERA | | | | | | | | | | | | | | | | | | | | | | | | | | |
| 17 | 24.2 | 1 | 0 | 25 | 22 | 24 | 26 | 0 | 0 | 0 | 0 | 8.03 | 17 | 24.2 | 1 | 0 | 25 | 22 | 24 | 26 | 0 | 0 | 0 | 0 | 8.03 | | | | | | | | | | | | | | | | | | | | | | | | | | |
| CARDBOARD BASEBALL RATINGS | | | | | | | | | | | | | | | | | | | | | | | | | | | | | | | | | | | | | | | | | | | | | | | | | | | |
| ERA | | | | | | | | | | | | | W | | | | | | | | | | | | | BB | | | | | | | | | | | | | K | | | | | | | | | | | | |
| 80 | | | | | | | | | | | | | 1 | | | | | | | | | | | | | 26 | | | | | | | | | | | | | 24 | | | | | | | | | | | | |

| | | | | | | | | | | | | | | | | | | | | | | | | | | | | | | | | | | | | | | | | | | | | | | | | | | | |
|--|-------|---|----|----|----|----|----|----|----|-----|----|------|------------------------------|-------|---|----|----|----|----|----|----|----|-----|----|------|----|--|--|--|--|--|--|--|--|--|--|--|--|----|--|--|--|--|--|--|--|--|--|--|--|--|
| 539 | | | | | | | | | | | | | RYAN BOWEN | | | | | | | | | | | | | P | | | | | | | | | | | | | | | | | | | | | | | | | |
| HT: 6'0" WT: 185 THROWS: RIGHT BATS: RIGHT | | | | | | | | | | | | | BORN: 2-10-1968, Hanford, CA | | | | | | | | | | | | | | | | | | | | | | | | | | | | | | | | | | | | | | |
| 1993 FLORIDA MARLINS PITCHING RECORD | | | | | | | | | | | | | | | | | | | | | | | | | | | | | | | | | | | | | | | | | | | | | | | | | | | |
| G | IP | W | L | R | ER | SO | BB | GS | CG | SHO | SV | ERA | G | IP | W | L | R | ER | SO | BB | GS | CG | SHO | SV | ERA | | | | | | | | | | | | | | | | | | | | | | | | | | |
| 27 | 156.2 | 8 | 12 | 83 | 77 | 98 | 87 | 27 | 2 | 1 | 0 | 4.42 | 24 | 128.1 | 4 | 13 | 75 | 65 | 70 | 42 | 24 | 0 | 0 | 0 | 4.56 | | | | | | | | | | | | | | | | | | | | | | | | | | |
| CARDBOARD BASEBALL RATINGS | | | | | | | | | | | | | | | | | | | | | | | | | | | | | | | | | | | | | | | | | | | | | | | | | | | |
| ERA | | | | | | | | | | | | | W | | | | | | | | | | | | | BB | | | | | | | | | | | | | K | | | | | | | | | | | | |
| 44 | | | | | | | | | | | | | 8 | | | | | | | | | | | | | 87 | | | | | | | | | | | | | 98 | | | | | | | | | | | | |

| | | | | | | | | | | | | | | | | | | | | | | | | | | | | | | | | | | | | | | | | | | | | | | | | | | | |
|---|-------|---|----|----|----|----|----|----|----|-----|----|------|---------------------------------|-------|---|----|----|----|----|----|----|----|-----|----|------|----|--|--|--|--|--|--|--|--|--|--|--|--|----|--|--|--|--|--|--|--|--|--|--|--|--|
| 543 | | | | | | | | | | | | | DOUG BROCAIL | | | | | | | | | | | | | P | | | | | | | | | | | | | | | | | | | | | | | | | |
| HT: 6'5" WT: 220 THROWS: RIGHT BATS: LEFT | | | | | | | | | | | | | BORN: 5-16-1967, Clearfield, PA | | | | | | | | | | | | | | | | | | | | | | | | | | | | | | | | | | | | | | |
| 1993 SAN DIEGO PADRES PITCHING RECORD | | | | | | | | | | | | | | | | | | | | | | | | | | | | | | | | | | | | | | | | | | | | | | | | | | | |
| G | IP | W | L | R | ER | SO | BB | GS | CG | SHO | SV | ERA | G | IP | W | L | R | ER | SO | BB | GS | CG | SHO | SV | ERA | | | | | | | | | | | | | | | | | | | | | | | | | | |
| 24 | 128.1 | 4 | 13 | 75 | 65 | 70 | 42 | 24 | 0 | 0 | 0 | 4.56 | 24 | 128.1 | 4 | 13 | 75 | 65 | 70 | 42 | 24 | 0 | 0 | 0 | 4.56 | | | | | | | | | | | | | | | | | | | | | | | | | | |
| CARDBOARD BASEBALL RATINGS | | | | | | | | | | | | | | | | | | | | | | | | | | | | | | | | | | | | | | | | | | | | | | | | | | | |
| ERA | | | | | | | | | | | | | W | | | | | | | | | | | | | BB | | | | | | | | | | | | | K | | | | | | | | | | | | |
| 45 | | | | | | | | | | | | | 4 | | | | | | | | | | | | | 42 | | | | | | | | | | | | | 70 | | | | | | | | | | | | |

| | | | | | | | | | | | | | | | | | | | | | | | | | | | | | | | | | | | | | | | | | | | | | | | | | | | |
|---|-------|---|---|----|----|----|----|----|----|-----|----|------|------------------------------|------|---|---|----|----|----|----|----|----|-----|----|------|----|--|--|--|--|--|--|--|--|--|--|--|--|----|--|--|--|--|--|--|--|--|--|--|--|--|
| 540 | | | | | | | | | | | | | JEFF BRANTLEY | | | | | | | | | | | | | P | | | | | | | | | | | | | | | | | | | | | | | | | |
| HT: 5'11" WT: 180 THROWS: RIGHT BATS: RIGHT | | | | | | | | | | | | | BORN: 9-5-1963, Florence, AL | | | | | | | | | | | | | | | | | | | | | | | | | | | | | | | | | | | | | | |
| 1993 SAN FRANCISCO GIANTS PITCHING RECORD | | | | | | | | | | | | | | | | | | | | | | | | | | | | | | | | | | | | | | | | | | | | | | | | | | | |
| G | IP | W | L | R | ER | SO | BB | GS | CG | SHO | SV | ERA | G | IP | W | L | R | ER | SO | BB | GS | CG | SHO | SV | ERA | | | | | | | | | | | | | | | | | | | | | | | | | | |
| 53 | 113.2 | 5 | 6 | 60 | 54 | 76 | 46 | 12 | 0 | 0 | 0 | 4.28 | 21 | 36.1 | 1 | 1 | 20 | 16 | 18 | 11 | 0 | 0 | 0 | 1 | 4.00 | | | | | | | | | | | | | | | | | | | | | | | | | | |
| CARDBOARD BASEBALL RATINGS | | | | | | | | | | | | | | | | | | | | | | | | | | | | | | | | | | | | | | | | | | | | | | | | | | | |
| ERA | | | | | | | | | | | | | W | | | | | | | | | | | | | BB | | | | | | | | | | | | | K | | | | | | | | | | | | |
| 42 | | | | | | | | | | | | | 5 | | | | | | | | | | | | | 46 | | | | | | | | | | | | | 76 | | | | | | | | | | | | |

| | | | | | | | | | | | | | | | | | | | | | | | | | | | | | | | | | | | | | | | | | | | | | | | | | | | |
|--|------|---|---|----|----|----|----|----|----|-----|----|------|-------------------------------------|------|---|---|----|----|----|----|----|----|-----|----|------|----|--|--|--|--|--|--|--|--|--|--|--|--|----|--|--|--|--|--|--|--|--|--|--|--|--|
| 544 | | | | | | | | | | | | | JEFF BRONKEY | | | | | | | | | | | | | P | | | | | | | | | | | | | | | | | | | | | | | | | |
| HT: 6'3" WT: 215 THROWS: RIGHT BATS: RIGHT | | | | | | | | | | | | | BORN: 9-18-1965, Kabul, Afghanistan | | | | | | | | | | | | | | | | | | | | | | | | | | | | | | | | | | | | | | |
| 1993 TEXAS RANGERS PITCHING RECORD | | | | | | | | | | | | | | | | | | | | | | | | | | | | | | | | | | | | | | | | | | | | | | | | | | | |
| G | IP | W | L | R | ER | SO | BB | GS | CG | SHO | SV | ERA | G | IP | W | L | R | ER | SO | BB | GS | CG | SHO | SV | ERA | | | | | | | | | | | | | | | | | | | | | | | | | | |
| 21 | 36.1 | 1 | 1 | 20 | 16 | 18 | 11 | 0 | 0 | 0 | 1 | 4.00 | 21 | 36.1 | 1 | 1 | 20 | 16 | 18 | 11 | 0 | 0 | 0 | 1 | 4.00 | | | | | | | | | | | | | | | | | | | | | | | | | | |
| CARDBOARD BASEBALL RATINGS | | | | | | | | | | | | | | | | | | | | | | | | | | | | | | | | | | | | | | | | | | | | | | | | | | | |
| ERA | | | | | | | | | | | | | W | | | | | | | | | | | | | BB | | | | | | | | | | | | | K | | | | | | | | | | | | |
| 40 | | | | | | | | | | | | | 1 | | | | | | | | | | | | | 11 | | | | | | | | | | | | | 18 | | | | | | | | | | | | |

| | | | | | | | | | | | | | | | | | | | | | | | | | | | | | | | | | | | | | | | | | | | | | | | |
|--|-------|----|----|-----|----|-----|----|----|----|-----|----|------|------------------------------------|-------|----|-----|-----|----|-----|----|----|----|-----|----|------|----|-------|-----|----|-----|----|-----|----|----|----|-----|----|------|--|----|--|--|--|-----|--|--|--|
| 545 | | | | | | | | | | | | | KEVIN BROWN | | | | | | | | | | | | | P | | | | | | | | | | | | | | | | | | | | | |
| HT: 6'4" WT: 195 THROWS: RIGHT BATS: RIGHT | | | | | | | | | | | | | BORN: 3-14-1965, Milledgeville, GA | | | | | | | | | | | | | | | | | | | | | | | | | | | | | | | | | | |
| 1993 TEXAS RANGERS PITCHING RECORD | | | | | | | | | | | | | | | | | | | | | | | | | | | | | | | | | | | | | | | | | | | | | | | |
| G | IP | W | L | R | ER | SO | BB | GS | CG | SHO | SV | ERA | G | IP | W | L | R | ER | SO | BB | GS | CG | SHO | SV | ERA | G | IP | W | L | R | ER | SO | BB | GS | CG | SHO | SV | ERA | | | | | | | | | |
| 34 | 233.1 | 15 | 12 | 105 | 93 | 142 | 74 | 34 | 12 | 3 | 0 | 3.59 | 34 | 231.2 | 22 | 7 | 100 | 94 | 145 | 40 | 34 | 2 | 1 | 0 | 3.65 | 34 | 233.1 | 15 | 12 | 105 | 93 | 142 | 74 | 34 | 12 | 3 | 0 | 3.59 | | | | | | | | | |
| CARDBOARD BASEBALL RATINGS | | | | | | | | | | | | | | | | | | | | | | | | | | | | | | | | | | | | | | | | | | | | | | | |
| ERA | | | | W | | | | BB | | | | K | | | | ERA | | | | W | | | | BB | | | | K | | | | ERA | | | | W | | | | BB | | | | K | | | |
| 35 | | | | 15 | | | | 74 | | | | 142 | | | | 36 | | | | 22 | | | | 40 | | | | 145 | | | | 35 | | | | 15 | | | | 74 | | | | 142 | | | |

| | | | | | | | | | | | | | | | | | | | | | | | | | | | | | | | | | | | | | | | | | | | | | | | |
|--|-------|---|---|----|----|----|----|----|----|-----|----|------|-----------------------------|------|---|-----|----|----|----|----|----|----|-----|----|------|----|-------|----|---|----|----|-----|----|----|----|-----|----|------|--|----|--|--|--|----|--|--|--|
| 546 | | | | | | | | | | | | | TOM BROWNING | | | | | | | | | | | | | P | | | | | | | | | | | | | | | | | | | | | |
| HT: 6'1" WT: 190 THROWS: LEFT BATS: LEFT | | | | | | | | | | | | | BORN: 4-28-1960, Casper, WY | | | | | | | | | | | | | | | | | | | | | | | | | | | | | | | | | | |
| 1993 CINCINNATI REDS PITCHING RECORD | | | | | | | | | | | | | | | | | | | | | | | | | | | | | | | | | | | | | | | | | | | | | | | |
| G | IP | W | L | R | ER | SO | BB | GS | CG | SHO | SV | ERA | G | IP | W | L | R | ER | SO | BB | GS | CG | SHO | SV | ERA | G | IP | W | L | R | ER | SO | BB | GS | CG | SHO | SV | ERA | | | | | | | | | |
| 21 | 114.1 | 7 | 7 | 61 | 60 | 53 | 20 | 20 | 0 | 0 | 0 | 4.74 | 49 | 95.2 | 0 | 8 | 57 | 54 | 45 | 41 | 5 | 0 | 0 | 0 | 5.08 | 21 | 114.1 | 7 | 7 | 61 | 60 | 53 | 20 | 20 | 0 | 0 | 0 | 4.74 | | | | | | | | | |
| CARDBOARD BASEBALL RATINGS | | | | | | | | | | | | | | | | | | | | | | | | | | | | | | | | | | | | | | | | | | | | | | | |
| ERA | | | | W | | | | BB | | | | K | | | | ERA | | | | W | | | | BB | | | | K | | | | ERA | | | | W | | | | BB | | | | K | | | |
| 47 | | | | 7 | | | | 20 | | | | 53 | | | | 50 | | | | 0 | | | | 41 | | | | 45 | | | | 47 | | | | 7 | | | | 20 | | | | 53 | | | |

| | | | | | | | | | | | | | | | | | | | | | | | | | | | | | | | | | | | | | | | | | | | | | | | |
|--|------|---|---|----|----|----|----|----|----|-----|----|------|------------------------------|------|---|-----|----|----|----|----|----|----|-----|----|------|----|------|----|---|----|----|-----|----|----|----|-----|----|------|--|----|--|--|--|----|--|--|--|
| 547 | | | | | | | | | | | | | GREG BRUMMETT | | | | | | | | | | | | | P | | | | | | | | | | | | | | | | | | | | | |
| HT: 6'0" WT: 185 THROWS: RIGHT BATS: RIGHT | | | | | | | | | | | | | BORN: 4-20-1967, Wichita, KS | | | | | | | | | | | | | | | | | | | | | | | | | | | | | | | | | | |
| 1993 MINNESOTA TWINS PITCHING RECORD | | | | | | | | | | | | | | | | | | | | | | | | | | | | | | | | | | | | | | | | | | | | | | | |
| G | IP | W | L | R | ER | SO | BB | GS | CG | SHO | SV | ERA | G | IP | W | L | R | ER | SO | BB | GS | CG | SHO | SV | ERA | G | IP | W | L | R | ER | SO | BB | GS | CG | SHO | SV | ERA | | | | | | | | | |
| 13 | 72.2 | 4 | 4 | 42 | 41 | 30 | 28 | 13 | 0 | 0 | 0 | 5.08 | 23 | 28.1 | 1 | 0 | 12 | 9 | 24 | 15 | 0 | 0 | 0 | 8 | 2.86 | 13 | 72.2 | 4 | 4 | 42 | 41 | 30 | 28 | 13 | 0 | 0 | 0 | 5.08 | | | | | | | | | |
| CARDBOARD BASEBALL RATINGS | | | | | | | | | | | | | | | | | | | | | | | | | | | | | | | | | | | | | | | | | | | | | | | |
| ERA | | | | W | | | | BB | | | | K | | | | ERA | | | | W | | | | BB | | | | K | | | | ERA | | | | W | | | | BB | | | | K | | | |
| 50 | | | | 4 | | | | 28 | | | | 30 | | | | 28 | | | | 1 | | | | 15 | | | | 24 | | | | 50 | | | | 4 | | | | 28 | | | | 30 | | | |

| | | | | | | | | | | | | | | | | | | | | | | | | | | | | | | | | | | | | | | | | | | | | | | | |
|--|------|----|---|----|----|----|----|----|----|-----|----|------|----------------------------|------|---|-----|----|----|----|----|----|----|-----|----|------|----|------|----|---|----|----|-----|----|----|----|-----|----|------|--|----|--|--|--|----|--|--|--|
| 548 | | | | | | | | | | | | | DAVE BURBA | | | | | | | | | | | | | P | | | | | | | | | | | | | | | | | | | | | |
| HT: 6'4" WT: 220 THROWS: RIGHT BATS: RIGHT | | | | | | | | | | | | | BORN: 7-7-1966, Dayton, OH | | | | | | | | | | | | | | | | | | | | | | | | | | | | | | | | | | |
| 1993 SAN FRANCISCO GIANTS PITCHING RECORD | | | | | | | | | | | | | | | | | | | | | | | | | | | | | | | | | | | | | | | | | | | | | | | |
| G | IP | W | L | R | ER | SO | BB | GS | CG | SHO | SV | ERA | G | IP | W | L | R | ER | SO | BB | GS | CG | SHO | SV | ERA | G | IP | W | L | R | ER | SO | BB | GS | CG | SHO | SV | ERA | | | | | | | | | |
| 54 | 95.1 | 10 | 3 | 49 | 45 | 88 | 37 | 5 | 0 | 0 | 0 | 4.25 | 47 | 48.1 | 3 | 2 | 24 | 23 | 25 | 30 | 0 | 0 | 0 | 1 | 4.31 | 54 | 95.1 | 10 | 3 | 49 | 45 | 88 | 37 | 5 | 0 | 0 | 0 | 4.25 | | | | | | | | | |
| CARDBOARD BASEBALL RATINGS | | | | | | | | | | | | | | | | | | | | | | | | | | | | | | | | | | | | | | | | | | | | | | | |
| ERA | | | | W | | | | BB | | | | K | | | | ERA | | | | W | | | | BB | | | | K | | | | ERA | | | | W | | | | BB | | | | K | | | |
| 42 | | | | 10 | | | | 37 | | | | 88 | | | | 43 | | | | 3 | | | | 30 | | | | 25 | | | | 42 | | | | 10 | | | | 37 | | | | 88 | | | |

| | | | | | | | | | | | | | | | | | | | | | | | | | | | | | | | | | | | | | | | | | | | | | | | |
|--|-------|----|---|-----|----|-----|----|----|----|-----|----|------|------------------------------------|-------|----|-----|-----|----|-----|----|----|----|-----|----|------|----|-------|-----|---|-----|----|-----|----|----|----|-----|----|------|--|----|--|--|--|-----|--|--|--|
| 549 | | | | | | | | | | | | | JOHN BURKETT | | | | | | | | | | | | | P | | | | | | | | | | | | | | | | | | | | | |
| HT: 6'2" WT: 175 THROWS: RIGHT BATS: RIGHT | | | | | | | | | | | | | BORN: 11-28-1964, New Brighton, PA | | | | | | | | | | | | | | | | | | | | | | | | | | | | | | | | | | |
| 1993 SAN FRANCISCO GIANTS PITCHING RECORD | | | | | | | | | | | | | | | | | | | | | | | | | | | | | | | | | | | | | | | | | | | | | | | |
| G | IP | W | L | R | ER | SO | BB | GS | CG | SHO | SV | ERA | G | IP | W | L | R | ER | SO | BB | GS | CG | SHO | SV | ERA | G | IP | W | L | R | ER | SO | BB | GS | CG | SHO | SV | ERA | | | | | | | | | |
| 34 | 231.2 | 22 | 7 | 100 | 94 | 145 | 40 | 34 | 2 | 1 | 0 | 3.65 | 34 | 231.2 | 22 | 7 | 100 | 94 | 145 | 40 | 34 | 2 | 1 | 0 | 3.65 | 34 | 231.2 | 22 | 7 | 100 | 94 | 145 | 40 | 34 | 2 | 1 | 0 | 3.65 | | | | | | | | | |
| CARDBOARD BASEBALL RATINGS | | | | | | | | | | | | | | | | | | | | | | | | | | | | | | | | | | | | | | | | | | | | | | | |
| ERA | | | | W | | | | BB | | | | K | | | | ERA | | | | W | | | | BB | | | | K | | | | ERA | | | | W | | | | BB | | | | K | | | |
| 36 | | | | 22 | | | | 40 | | | | 145 | | | | 36 | | | | 22 | | | | 40 | | | | 145 | | | | 36 | | | | 22 | | | | 40 | | | | 145 | | | |

| | | | | | | | | | | | | | | | | | | | | | | | | | | | | | | | | | | | | | | | | | | | | | | | |
|--|------|---|---|----|----|----|----|----|----|-----|----|------|-----------------------------|------|---|-----|----|----|----|----|----|----|-----|----|------|----|------|----|---|----|----|-----|----|----|----|-----|----|------|--|----|--|--|--|----|--|--|--|
| 550 | | | | | | | | | | | | | TODD BURNS | | | | | | | | | | | | | P | | | | | | | | | | | | | | | | | | | | | |
| HT: 6'2" WT: 186 THROWS: RIGHT BATS: RIGHT | | | | | | | | | | | | | BORN: 7-6-1963, Maywood, CA | | | | | | | | | | | | | | | | | | | | | | | | | | | | | | | | | | |
| 1993 ST. LOUIS CARDINALS PITCHING RECORD | | | | | | | | | | | | | | | | | | | | | | | | | | | | | | | | | | | | | | | | | | | | | | | |
| G | IP | W | L | R | ER | SO | BB | GS | CG | SHO | SV | ERA | G | IP | W | L | R | ER | SO | BB | GS | CG | SHO | SV | ERA | G | IP | W | L | R | ER | SO | BB | GS | CG | SHO | SV | ERA | | | | | | | | | |
| 49 | 95.2 | 0 | 8 | 57 | 54 | 45 | 41 | 5 | 0 | 0 | 0 | 5.08 | 49 | 95.2 | 0 | 8 | 57 | 54 | 45 | 41 | 5 | 0 | 0 | 0 | 5.08 | 49 | 95.2 | 0 | 8 | 57 | 54 | 45 | 41 | 5 | 0 | 0 | 0 | 5.08 | | | | | | | | | |
| CARDBOARD BASEBALL RATINGS | | | | | | | | | | | | | | | | | | | | | | | | | | | | | | | | | | | | | | | | | | | | | | | |
| ERA | | | | W | | | | BB | | | | K | | | | ERA | | | | W | | | | BB | | | | K | | | | ERA | | | | W | | | | BB | | | | K | | | |
| 50 | | | | 0 | | | | 41 | | | | 45 | | | | 50 | | | | 0 | | | | 41 | | | | 45 | | | | 50 | | | | 0 | | | | 41 | | | | 45 | | | |

| | | | | | | | | | | | | | | | | | | | | | | | | | | | | | | | | | | | | | | | | | | | | | | | |
|--|------|---|---|----|----|----|----|----|----|-----|----|------|--------------------------------|------|---|-----|----|----|----|----|----|----|-----|----|------|----|------|----|---|----|----|-----|----|----|----|-----|----|------|--|----|--|--|--|----|--|--|--|
| 551 | | | | | | | | | | | | | MIKE BUTCHER | | | | | | | | | | | | | P | | | | | | | | | | | | | | | | | | | | | |
| HT: 6'1" WT: 200 THROWS: RIGHT BATS: RIGHT | | | | | | | | | | | | | BORN: 5-10-1965, Davenport, IA | | | | | | | | | | | | | | | | | | | | | | | | | | | | | | | | | | |
| 1993 CALIFORNIA ANGELS PITCHING RECORD | | | | | | | | | | | | | | | | | | | | | | | | | | | | | | | | | | | | | | | | | | | | | | | |
| G | IP | W | L | R | ER | SO | BB | GS | CG | SHO | SV | ERA | G | IP | W | L | R | ER | SO | BB | GS | CG | SHO | SV | ERA | G | IP | W | L | R | ER | SO | BB | GS | CG | SHO | SV | ERA | | | | | | | | | |
| 23 | 28.1 | 1 | 0 | 12 | 9 | 24 | 15 | 0 | 0 | 0 | 8 | 2.86 | 23 | 28.1 | 1 | 0 | 12 | 9 | 24 | 15 | 0 | 0 | 0 | 8 | 2.86 | 23 | 28.1 | 1 | 0 | 12 | 9 | 24 | 15 | 0 | 0 | 0 | 8 | 2.86 | | | | | | | | | |
| CARDBOARD BASEBALL RATINGS | | | | | | | | | | | | | | | | | | | | | | | | | | | | | | | | | | | | | | | | | | | | | | | |
| ERA | | | | W | | | | BB | | | | K | | | | ERA | | | | W | | | | BB | | | | K | | | | ERA | | | | W | | | | BB | | | | K | | | |
| 28 | | | | 1 | | | | 15 | | | | 24 | | | | 28 | | | | 1 | | | | 15 | | | | 24 | | | | 28 | | | | 1 | | | | 15 | | | | 24 | | | |

| | | | | | | | | | | | | | | | | | | | | | | | | | | | | | | | | | | | | | | | | | | | | | | | |
|--|------|---|---|----|----|----|----|----|----|-----|----|------|------------------------------|------|---|-----|----|----|----|----|----|----|-----|----|------|----|------|----|---|----|----|-----|----|----|----|-----|----|------|--|----|--|--|--|----|--|--|--|
| 552 | | | | | | | | | | | | | GREG CADARET | | | | | | | | | | | | | P | | | | | | | | | | | | | | | | | | | | | |
| HT: 6'3" WT: 200 THROWS: LEFT BATS: LEFT | | | | | | | | | | | | | BORN: 2-27-1962, Detroit, MI | | | | | | | | | | | | | | | | | | | | | | | | | | | | | | | | | | |
| 1993 KANSAS CITY ROYALS PITCHING RECORD | | | | | | | | | | | | | | | | | | | | | | | | | | | | | | | | | | | | | | | | | | | | | | | |
| G | IP | W | L | R | ER | SO | BB | GS | CG | SHO | SV | ERA | G | IP | W | L | R | ER | SO | BB | GS | CG | SHO | SV | ERA | G | IP | W | L | R | ER | SO | BB | GS | CG | SHO | SV | ERA | | | | | | | | | |
| 47 | 48.1 | 3 | 2 | 24 | 23 | 25 | 30 | 0 | 0 | 0 | 1 | 4.31 | 47 | 48.1 | 3 | 2 | 24 | 23 | 25 | 30 | 0 | 0 | 0 | 1 | 4.31 | 47 | 48.1 | 3 | 2 | 24 | 23 | 25 | 30 | 0 | 0 | 0 | 1 | 4.31 | | | | | | | | | |
| CARDBOARD BASEBALL RATINGS | | | | | | | | | | | | | | | | | | | | | | | | | | | | | | | | | | | | | | | | | | | | | | | |
| ERA | | | | W | | | | BB | | | | K | | | | ERA | | | | W | | | | BB | | | | K | | | | ERA | | | | W | | | | BB | | | | K | | | |
| 43 | | | | 3 | | | | 30 | | | | 25 | | | | 43 | | | | 3 | | | | 30 | | | | 25 | | | | 43 | | | | 3 | | | | 30 | | | | 25 | | | |

| | | | | | | | | | | | | | | | | | | | | | | | | | | | | | | | | | | | | | | | | | | | | | | | | | | | |
|--|-------|---|----|----|----|-----|----|----|----|-----|----|------|-----------------------------------|-------|---|---|----|----|----|----|----|----|-----|----|------|----|--|--|--|--|--|--|--|--|--|--|--|--|-----|--|--|--|--|--|--|--|--|--|--|--|--|
| 553 | | | | | | | | | | | | | TOM CANDIOTTI | | | | | | | | | | | | | P | | | | | | | | | | | | | | | | | | | | | | | | | |
| HT: 6'3" WT: 205 THROWS: RIGHT BATS: RIGHT | | | | | | | | | | | | | BORN: 8-31-1957, Walnut Creek, CA | | | | | | | | | | | | | | | | | | | | | | | | | | | | | | | | | | | | | | |
| 1993 LOS ANGELES DODGERS PITCHING RECORD | | | | | | | | | | | | | | | | | | | | | | | | | | | | | | | | | | | | | | | | | | | | | | | | | | | |
| G | IP | W | L | R | ER | SO | BB | GS | CG | SHO | SV | ERA | G | IP | W | L | R | ER | SO | BB | GS | CG | SHO | SV | ERA | | | | | | | | | | | | | | | | | | | | | | | | | | |
| 33 | 213.2 | 8 | 10 | 86 | 74 | 155 | 71 | 32 | 2 | 0 | 0 | 3.12 | 29 | 141.1 | 5 | 8 | 83 | 76 | 84 | 39 | 25 | 2 | 0 | 0 | 4.84 | | | | | | | | | | | | | | | | | | | | | | | | | | |
| CARDBOARD BASEBALL RATINGS | | | | | | | | | | | | | | | | | | | | | | | | | | | | | | | | | | | | | | | | | | | | | | | | | | | |
| ERA | | | | | | | | | | | | | W | | | | | | | | | | | | | BB | | | | | | | | | | | | | K | | | | | | | | | | | | |
| 31 | | | | | | | | | | | | | 8 | | | | | | | | | | | | | 71 | | | | | | | | | | | | | 155 | | | | | | | | | | | | |

| | | | | | | | | | | | | | | | | | | | | | | | | | | | | | | | | | | | | | | | | | | | | | | | | | | | |
|--|-------|---|---|----|----|----|----|----|----|-----|----|------|----------------------------|-------|---|---|----|----|----|----|----|----|-----|----|------|----|--|--|--|--|--|--|--|--|--|--|--|--|----|--|--|--|--|--|--|--|--|--|--|--|--|
| 557 | | | | | | | | | | | | | FRANK CASTILLO | | | | | | | | | | | | | P | | | | | | | | | | | | | | | | | | | | | | | | | |
| HT: 6'1" WT: 180 THROWS: RIGHT BATS: RIGHT | | | | | | | | | | | | | BORN: 4-1-1969, ElPaso, TX | | | | | | | | | | | | | | | | | | | | | | | | | | | | | | | | | | | | | | |
| 1993 CHICAGO CUBS PITCHING RECORD | | | | | | | | | | | | | | | | | | | | | | | | | | | | | | | | | | | | | | | | | | | | | | | | | | | |
| G | IP | W | L | R | ER | SO | BB | GS | CG | SHO | SV | ERA | G | IP | W | L | R | ER | SO | BB | GS | CG | SHO | SV | ERA | | | | | | | | | | | | | | | | | | | | | | | | | | |
| 29 | 141.1 | 5 | 8 | 83 | 76 | 84 | 39 | 25 | 2 | 0 | 0 | 4.84 | 29 | 141.1 | 5 | 8 | 83 | 76 | 84 | 39 | 25 | 2 | 0 | 0 | 4.84 | | | | | | | | | | | | | | | | | | | | | | | | | | |
| CARDBOARD BASEBALL RATINGS | | | | | | | | | | | | | | | | | | | | | | | | | | | | | | | | | | | | | | | | | | | | | | | | | | | |
| ERA | | | | | | | | | | | | | W | | | | | | | | | | | | | BB | | | | | | | | | | | | | K | | | | | | | | | | | | |
| 48 | | | | | | | | | | | | | 5 | | | | | | | | | | | | | 39 | | | | | | | | | | | | | 84 | | | | | | | | | | | | |

| | | | | | | | | | | | | | | | | | | | | | | | | | | | | | | | | | | | | | | | | | | | | | | | | | | | |
|--|------|---|---|----|----|----|----|----|----|-----|----|------|-----------------------------------|------|---|---|----|----|----|----|----|----|-----|----|------|----|--|--|--|--|--|--|--|--|--|--|--|--|----|--|--|--|--|--|--|--|--|--|--|--|--|
| 554 | | | | | | | | | | | | | CRIS CARPENTER | | | | | | | | | | | | | P | | | | | | | | | | | | | | | | | | | | | | | | | |
| HT: 6'1" WT: 195 THROWS: RIGHT BATS: RIGHT | | | | | | | | | | | | | BORN: 4-5-1965, St. Augustine, FL | | | | | | | | | | | | | | | | | | | | | | | | | | | | | | | | | | | | | | |
| 1993 TEXAS RANGERS PITCHING RECORD | | | | | | | | | | | | | | | | | | | | | | | | | | | | | | | | | | | | | | | | | | | | | | | | | | | |
| G | IP | W | L | R | ER | SO | BB | GS | CG | SHO | SV | ERA | G | IP | W | L | R | ER | SO | BB | GS | CG | SHO | SV | ERA | | | | | | | | | | | | | | | | | | | | | | | | | | |
| 56 | 69.1 | 4 | 2 | 30 | 27 | 53 | 25 | 0 | 0 | 0 | 1 | 3.50 | 51 | 50.2 | 3 | 2 | 19 | 19 | 28 | 22 | 0 | 0 | 0 | 0 | 3.38 | | | | | | | | | | | | | | | | | | | | | | | | | | |
| CARDBOARD BASEBALL RATINGS | | | | | | | | | | | | | | | | | | | | | | | | | | | | | | | | | | | | | | | | | | | | | | | | | | | |
| ERA | | | | | | | | | | | | | W | | | | | | | | | | | | | BB | | | | | | | | | | | | | K | | | | | | | | | | | | |
| 35 | | | | | | | | | | | | | 4 | | | | | | | | | | | | | 25 | | | | | | | | | | | | | 53 | | | | | | | | | | | | |

| | | | | | | | | | | | | | | | | | | | | | | | | | | | | | | | | | | | | | | | | | | | | | | | | | | | |
|---|------|---|---|----|----|----|----|----|----|-----|----|------|-----------------------------------|------|---|---|----|----|----|----|----|----|-----|----|------|----|--|--|--|--|--|--|--|--|--|--|--|--|----|--|--|--|--|--|--|--|--|--|--|--|--|
| 558 | | | | | | | | | | | | | TONY CASTILLO | | | | | | | | | | | | | P | | | | | | | | | | | | | | | | | | | | | | | | | |
| HT: 5'10" WT: 177 THROWS: LEFT BATS: LEFT | | | | | | | | | | | | | BORN: 3-1-1963, Quibor, Venezuela | | | | | | | | | | | | | | | | | | | | | | | | | | | | | | | | | | | | | | |
| 1993 TORONTO BLUE JAYS PITCHING RECORD | | | | | | | | | | | | | | | | | | | | | | | | | | | | | | | | | | | | | | | | | | | | | | | | | | | |
| G | IP | W | L | R | ER | SO | BB | GS | CG | SHO | SV | ERA | G | IP | W | L | R | ER | SO | BB | GS | CG | SHO | SV | ERA | | | | | | | | | | | | | | | | | | | | | | | | | | |
| 51 | 50.2 | 3 | 2 | 19 | 19 | 28 | 22 | 0 | 0 | 0 | 0 | 3.38 | 51 | 50.2 | 3 | 2 | 19 | 19 | 28 | 22 | 0 | 0 | 0 | 0 | 3.38 | | | | | | | | | | | | | | | | | | | | | | | | | | |
| CARDBOARD BASEBALL RATINGS | | | | | | | | | | | | | | | | | | | | | | | | | | | | | | | | | | | | | | | | | | | | | | | | | | | |
| ERA | | | | | | | | | | | | | W | | | | | | | | | | | | | BB | | | | | | | | | | | | | K | | | | | | | | | | | | |
| 33 | | | | | | | | | | | | | 3 | | | | | | | | | | | | | 22 | | | | | | | | | | | | | 28 | | | | | | | | | | | | |

| | | | | | | | | | | | | | | | | | | | | | | | | | | | | | | | | | | | | | | | | | | | | | | | | | | | |
|--|------|---|---|----|----|----|----|----|----|-----|----|------|------------------------------|------|---|---|----|----|----|----|----|----|-----|----|------|----|--|--|--|--|--|--|--|--|--|--|--|--|----|--|--|--|--|--|--|--|--|--|--|--|--|
| 555 | | | | | | | | | | | | | CHUCK CARY | | | | | | | | | | | | | P | | | | | | | | | | | | | | | | | | | | | | | | | |
| HT: 6'4" WT: 210 THROWS: LEFT BATS: LEFT | | | | | | | | | | | | | BORN: 3-3-1960, Whittier, CA | | | | | | | | | | | | | | | | | | | | | | | | | | | | | | | | | | | | | | |
| 1993 CHICAGO WHITE SOX PITCHING RECORD | | | | | | | | | | | | | | | | | | | | | | | | | | | | | | | | | | | | | | | | | | | | | | | | | | | |
| G | IP | W | L | R | ER | SO | BB | GS | CG | SHO | SV | ERA | G | IP | W | L | R | ER | SO | BB | GS | CG | SHO | SV | ERA | | | | | | | | | | | | | | | | | | | | | | | | | | |
| 16 | 20.2 | 1 | 0 | 12 | 12 | 10 | 11 | 0 | 0 | 0 | 0 | 5.23 | 34 | 34.2 | 1 | 3 | 12 | 9 | 48 | 17 | 0 | 0 | 0 | 18 | 2.34 | | | | | | | | | | | | | | | | | | | | | | | | | | |
| CARDBOARD BASEBALL RATINGS | | | | | | | | | | | | | | | | | | | | | | | | | | | | | | | | | | | | | | | | | | | | | | | | | | | |
| ERA | | | | | | | | | | | | | W | | | | | | | | | | | | | BB | | | | | | | | | | | | | K | | | | | | | | | | | | |
| 52 | | | | | | | | | | | | | 1 | | | | | | | | | | | | | 11 | | | | | | | | | | | | | 10 | | | | | | | | | | | | |

| | | | | | | | | | | | | | | | | | | | | | | | | | | | | | | | | | | | | | | | | | | | | | | | | | | | |
|--|------|---|---|----|----|----|----|----|----|-----|----|------|-------------------------------|------|---|---|----|----|----|----|----|----|-----|----|------|----|--|--|--|--|--|--|--|--|--|--|--|--|----|--|--|--|--|--|--|--|--|--|--|--|--|
| 559 | | | | | | | | | | | | | NORM CHARLTON | | | | | | | | | | | | | P | | | | | | | | | | | | | | | | | | | | | | | | | |
| HT: 6'3" WT: 195 THROWS: LEFT BATS: BOTH | | | | | | | | | | | | | BORN: 1-6-1963, Fort Polk, LA | | | | | | | | | | | | | | | | | | | | | | | | | | | | | | | | | | | | | | |
| 1993 SEATTLE MARINERS PITCHING RECORD | | | | | | | | | | | | | | | | | | | | | | | | | | | | | | | | | | | | | | | | | | | | | | | | | | | |
| G | IP | W | L | R | ER | SO | BB | GS | CG | SHO | SV | ERA | G | IP | W | L | R | ER | SO | BB | GS | CG | SHO | SV | ERA | | | | | | | | | | | | | | | | | | | | | | | | | | |
| 34 | 34.2 | 1 | 3 | 12 | 9 | 48 | 17 | 0 | 0 | 0 | 18 | 2.34 | 34 | 34.2 | 1 | 3 | 12 | 9 | 48 | 17 | 0 | 0 | 0 | 18 | 2.34 | | | | | | | | | | | | | | | | | | | | | | | | | | |
| CARDBOARD BASEBALL RATINGS | | | | | | | | | | | | | | | | | | | | | | | | | | | | | | | | | | | | | | | | | | | | | | | | | | | |
| ERA | | | | | | | | | | | | | W | | | | | | | | | | | | | BB | | | | | | | | | | | | | K | | | | | | | | | | | | |
| 23 | | | | | | | | | | | | | 1 | | | | | | | | | | | | | 17 | | | | | | | | | | | | | 48 | | | | | | | | | | | | |

| | | | | | | | | | | | | | | | | | | | | | | | | | | | | | | | | | | | | | | | | | | | | | | | | | | | |
|---|------|---|---|----|----|----|----|----|----|-----|----|------|-------------------------------|-------|---|---|----|----|----|----|----|----|-----|----|------|----|--|--|--|--|--|--|--|--|--|--|--|--|----|--|--|--|--|--|--|--|--|--|--|--|--|
| 556 | | | | | | | | | | | | | LARRY CASIAN | | | | | | | | | | | | | P | | | | | | | | | | | | | | | | | | | | | | | | | |
| HT: 6'0" WT: 170 THROWS: LEFT BATS: RIGHT | | | | | | | | | | | | | BORN: 10-28-1965, Lynwood, CA | | | | | | | | | | | | | | | | | | | | | | | | | | | | | | | | | | | | | | |
| 1993 MINNESOTA TWINS PITCHING RECORD | | | | | | | | | | | | | | | | | | | | | | | | | | | | | | | | | | | | | | | | | | | | | | | | | | | |
| G | IP | W | L | R | ER | SO | BB | GS | CG | SHO | SV | ERA | G | IP | W | L | R | ER | SO | BB | GS | CG | SHO | SV | ERA | | | | | | | | | | | | | | | | | | | | | | | | | | |
| 54 | 56.2 | 5 | 3 | 23 | 19 | 31 | 14 | 0 | 0 | 0 | 1 | 3.02 | 26 | 109.1 | 7 | 5 | 55 | 52 | 57 | 25 | 15 | 1 | 0 | 0 | 4.28 | | | | | | | | | | | | | | | | | | | | | | | | | | |
| CARDBOARD BASEBALL RATINGS | | | | | | | | | | | | | | | | | | | | | | | | | | | | | | | | | | | | | | | | | | | | | | | | | | | |
| ERA | | | | | | | | | | | | | W | | | | | | | | | | | | | BB | | | | | | | | | | | | | K | | | | | | | | | | | | |
| 30 | | | | | | | | | | | | | 5 | | | | | | | | | | | | | 14 | | | | | | | | | | | | | 31 | | | | | | | | | | | | |

| | | | | | | | | | | | | | | | | | | | | | | | | | | | | | | | | | | | | | | | | | | | | | | | | | | | |
|--|-------|---|---|----|----|----|----|----|----|-----|----|------|---------------------------|-------|---|---|----|----|----|----|----|----|-----|----|------|----|--|--|--|--|--|--|--|--|--|--|--|--|----|--|--|--|--|--|--|--|--|--|--|--|--|
| 560 | | | | | | | | | | | | | MARK CLARK | | | | | | | | | | | | | P | | | | | | | | | | | | | | | | | | | | | | | | | |
| HT: 6'5" WT: 225 THROWS: RIGHT BATS: RIGHT | | | | | | | | | | | | | BORN: 5-12-1968, Bath, IL | | | | | | | | | | | | | | | | | | | | | | | | | | | | | | | | | | | | | | |
| 1993 CLEVELAND INDIANS PITCHING RECORD | | | | | | | | | | | | | | | | | | | | | | | | | | | | | | | | | | | | | | | | | | | | | | | | | | | |
| G | IP | W | L | R | ER | SO | BB | GS | CG | SHO | SV | ERA | G | IP | W | L | R | ER | SO | BB | GS | CG | SHO | SV | ERA | | | | | | | | | | | | | | | | | | | | | | | | | | |
| 26 | 109.1 | 7 | 5 | 55 | 52 | 57 | 25 | 15 | 1 | 0 | 0 | 4.28 | 26 | 109.1 | 7 | 5 | 55 | 52 | 57 | 25 | 15 | 1 | 0 | 0 | 4.28 | | | | | | | | | | | | | | | | | | | | | | | | | | |
| CARDBOARD BASEBALL RATINGS | | | | | | | | | | | | | | | | | | | | | | | | | | | | | | | | | | | | | | | | | | | | | | | | | | | |
| ERA | | | | | | | | | | | | | W | | | | | | | | | | | | | BB | | | | | | | | | | | | | K | | | | | | | | | | | | |
| 42 | | | | | | | | | | | | | 7 | | | | | | | | | | | | | 25 | | | | | | | | | | | | | 57 | | | | | | | | | | | | |

| | | | | | | | | | | | | | | | | | | | | | | | | | | | | | | | | | | | | | | | | | | | | | | | | | | | |
|--|-------|----|----|----|----|-----|----|----|----|-----|----|------|----------------------------|-------|----|----|-----|----|-----|----|----|----|-----|----|------|----|--|--|--|--|--|--|--|--|--|--|--|--|-----|--|--|--|--|--|--|--|--|--|--|--|--|
| 561 | | | | | | | | | | | | | ROGER CLEMENS | | | | | | | | | | | | | P | | | | | | | | | | | | | | | | | | | | | | | | | |
| HT: 6'4" WT: 205 THROWS: RIGHT BATS: RIGHT | | | | | | | | | | | | | BORN: 8-4-1962, Dayton, OH | | | | | | | | | | | | | | | | | | | | | | | | | | | | | | | | | | | | | | |
| 1993 BOSTON RED SOX PITCHING RECORD | | | | | | | | | | | | | | | | | | | | | | | | | | | | | | | | | | | | | | | | | | | | | | | | | | | |
| G | IP | W | L | R | ER | SO | BB | GS | CG | SHO | SV | ERA | G | IP | W | L | R | ER | SO | BB | GS | CG | SHO | SV | ERA | | | | | | | | | | | | | | | | | | | | | | | | | | |
| 29 | 191.2 | 11 | 14 | 99 | 95 | 160 | 67 | 29 | 2 | 1 | 0 | 4.46 | 32 | 210.2 | 10 | 10 | 101 | 91 | 132 | 59 | 32 | 3 | 1 | 0 | 3.89 | | | | | | | | | | | | | | | | | | | | | | | | | | |
| CARDBOARD BASEBALL RATINGS | | | | | | | | | | | | | | | | | | | | | | | | | | | | | | | | | | | | | | | | | | | | | | | | | | | |
| ERA | | | | | | | | | | | | | W | | | | | | | | | | | | | BB | | | | | | | | | | | | | K | | | | | | | | | | | | |
| 44 | | | | | | | | | | | | | 11 | | | | | | | | | | | | | 67 | | | | | | | | | | | | | 160 | | | | | | | | | | | | |

| | | | | | | | | | | | | | | | | | | | | | | | | | | | | | | | | | | | | | | | | | | | | | | | | | | | |
|---|-------|----|----|-----|----|-----|----|----|----|-----|----|------|----------------------------|-------|----|----|-----|----|-----|----|----|----|-----|----|------|----|--|--|--|--|--|--|--|--|--|--|--|--|-----|--|--|--|--|--|--|--|--|--|--|--|--|
| 565 | | | | | | | | | | | | | STEVE COOKE | | | | | | | | | | | | | P | | | | | | | | | | | | | | | | | | | | | | | | | |
| HT: 6'6" WT: 220 THROWS: LEFT BATS: RIGHT | | | | | | | | | | | | | BORN: 1-14-1970, Lihue, HI | | | | | | | | | | | | | | | | | | | | | | | | | | | | | | | | | | | | | | |
| 1993 PITTSBURGH PIRATES PITCHING RECORD | | | | | | | | | | | | | | | | | | | | | | | | | | | | | | | | | | | | | | | | | | | | | | | | | | | |
| G | IP | W | L | R | ER | SO | BB | GS | CG | SHO | SV | ERA | G | IP | W | L | R | ER | SO | BB | GS | CG | SHO | SV | ERA | | | | | | | | | | | | | | | | | | | | | | | | | | |
| 32 | 210.2 | 10 | 10 | 101 | 91 | 132 | 59 | 32 | 3 | 1 | 0 | 3.89 | 32 | 210.2 | 10 | 10 | 101 | 91 | 132 | 59 | 32 | 3 | 1 | 0 | 3.89 | | | | | | | | | | | | | | | | | | | | | | | | | | |
| CARDBOARD BASEBALL RATINGS | | | | | | | | | | | | | | | | | | | | | | | | | | | | | | | | | | | | | | | | | | | | | | | | | | | |
| ERA | | | | | | | | | | | | | W | | | | | | | | | | | | | BB | | | | | | | | | | | | | K | | | | | | | | | | | | |
| 38 | | | | | | | | | | | | | 10 | | | | | | | | | | | | | 59 | | | | | | | | | | | | | 132 | | | | | | | | | | | | |

| | | | | | | | | | | | | | | | | | | | | | | | | | | | | | | | | | | | | | | | | | | | | | | | | | | | |
|---|-------|----|----|-----|----|-----|-----|----|----|-----|----|------|---------------------------------|-------|---|---|----|----|----|----|----|----|-----|----|------|-----|--|--|--|--|--|--|--|--|--|--|--|--|-----|--|--|--|--|--|--|--|--|--|--|--|--|
| 562 | | | | | | | | | | | | | DAVID CONE | | | | | | | | | | | | | P | | | | | | | | | | | | | | | | | | | | | | | | | |
| HT: 6'1" WT: 180 THROWS: RIGHT BATS: LEFT | | | | | | | | | | | | | BORN: 1-2-1963, Kansas City, MO | | | | | | | | | | | | | | | | | | | | | | | | | | | | | | | | | | | | | | |
| 1993 KANSAS CITY ROYALS PITCHING RECORD | | | | | | | | | | | | | | | | | | | | | | | | | | | | | | | | | | | | | | | | | | | | | | | | | | | |
| G | IP | W | L | R | ER | SO | BB | GS | CG | SHO | SV | ERA | G | IP | W | L | R | ER | SO | BB | GS | CG | SHO | SV | ERA | | | | | | | | | | | | | | | | | | | | | | | | | | |
| 34 | 254.1 | 11 | 14 | 102 | 94 | 191 | 114 | 34 | 6 | 1 | 0 | 3.33 | 38 | 145.1 | 7 | 6 | 80 | 70 | 75 | 27 | 21 | 1 | 0 | 0 | 4.33 | | | | | | | | | | | | | | | | | | | | | | | | | | |
| CARDBOARD BASEBALL RATINGS | | | | | | | | | | | | | | | | | | | | | | | | | | | | | | | | | | | | | | | | | | | | | | | | | | | |
| ERA | | | | | | | | | | | | | W | | | | | | | | | | | | | BB | | | | | | | | | | | | | K | | | | | | | | | | | | |
| 33 | | | | | | | | | | | | | 11 | | | | | | | | | | | | | 114 | | | | | | | | | | | | | 191 | | | | | | | | | | | | |

| | | | | | | | | | | | | | | | | | | | | | | | | | | | | | | | | | | | | | | | | | | | | | | | | | | | |
|---|-------|---|---|----|----|----|----|----|----|-----|----|------|-----------------------------------|-------|---|---|----|----|----|----|----|----|-----|----|------|----|--|--|--|--|--|--|--|--|--|--|--|--|----|--|--|--|--|--|--|--|--|--|--|--|--|
| 566 | | | | | | | | | | | | | RHEAL CORMIER | | | | | | | | | | | | | P | | | | | | | | | | | | | | | | | | | | | | | | | |
| HT: 5'10" WT: 185 THROWS: LEFT BATS: LEFT | | | | | | | | | | | | | BORN: 4-23-1967, Moncton, NB, CAN | | | | | | | | | | | | | | | | | | | | | | | | | | | | | | | | | | | | | | |
| 1993 ST. LOUIS CARDINALS PITCHING RECORD | | | | | | | | | | | | | | | | | | | | | | | | | | | | | | | | | | | | | | | | | | | | | | | | | | | |
| G | IP | W | L | R | ER | SO | BB | GS | CG | SHO | SV | ERA | G | IP | W | L | R | ER | SO | BB | GS | CG | SHO | SV | ERA | | | | | | | | | | | | | | | | | | | | | | | | | | |
| 38 | 145.1 | 7 | 6 | 80 | 70 | 75 | 27 | 21 | 1 | 0 | 0 | 4.33 | 38 | 145.1 | 7 | 6 | 80 | 70 | 75 | 27 | 21 | 1 | 0 | 0 | 4.33 | | | | | | | | | | | | | | | | | | | | | | | | | | |
| CARDBOARD BASEBALL RATINGS | | | | | | | | | | | | | | | | | | | | | | | | | | | | | | | | | | | | | | | | | | | | | | | | | | | |
| ERA | | | | | | | | | | | | | W | | | | | | | | | | | | | BB | | | | | | | | | | | | | K | | | | | | | | | | | | |
| 43 | | | | | | | | | | | | | 7 | | | | | | | | | | | | | 27 | | | | | | | | | | | | | 75 | | | | | | | | | | | | |

| | | | | | | | | | | | | | | | | | | | | | | | | | | | | | | | | | | | | | | | | | | | | | | | | | | | |
|---|------|---|---|----|----|----|----|----|----|-----|----|------|------------------------------------|------|---|---|----|----|----|----|----|----|-----|----|------|----|--|--|--|--|--|--|--|--|--|--|--|--|----|--|--|--|--|--|--|--|--|--|--|--|--|
| 563 | | | | | | | | | | | | | JIM CONVERSE | | | | | | | | | | | | | P | | | | | | | | | | | | | | | | | | | | | | | | | |
| HT: 5'9" WT: 180 THROWS: RIGHT BATS: LEFT | | | | | | | | | | | | | BORN: 8-17-1971, San Francisco, CA | | | | | | | | | | | | | | | | | | | | | | | | | | | | | | | | | | | | | | |
| 1993 SEATTLE MARINERS PITCHING RECORD | | | | | | | | | | | | | | | | | | | | | | | | | | | | | | | | | | | | | | | | | | | | | | | | | | | |
| G | IP | W | L | R | ER | SO | BB | GS | CG | SHO | SV | ERA | G | IP | W | L | R | ER | SO | BB | GS | CG | SHO | SV | ERA | | | | | | | | | | | | | | | | | | | | | | | | | | |
| 4 | 20.1 | 1 | 3 | 12 | 12 | 10 | 14 | 4 | 0 | 0 | 0 | 5.31 | 15 | 20.1 | 0 | 2 | 15 | 15 | 7 | 10 | 0 | 0 | 0 | 0 | 6.64 | | | | | | | | | | | | | | | | | | | | | | | | | | |
| CARDBOARD BASEBALL RATINGS | | | | | | | | | | | | | | | | | | | | | | | | | | | | | | | | | | | | | | | | | | | | | | | | | | | |
| ERA | | | | | | | | | | | | | W | | | | | | | | | | | | | BB | | | | | | | | | | | | | K | | | | | | | | | | | | |
| 53 | | | | | | | | | | | | | 1 | | | | | | | | | | | | | 14 | | | | | | | | | | | | | 10 | | | | | | | | | | | | |

| | | | | | | | | | | | | | | | | | | | | | | | | | | | | | | | | | | | | | | | | | | | | | | | | | | | |
|--|------|---|---|----|----|----|----|----|----|-----|----|------|----------------------------|------|---|---|----|----|----|----|----|----|-----|----|------|----|--|--|--|--|--|--|--|--|--|--|--|--|---|--|--|--|--|--|--|--|--|--|--|--|--|
| 567 | | | | | | | | | | | | | JIM CORSI | | | | | | | | | | | | | P | | | | | | | | | | | | | | | | | | | | | | | | | |
| HT: 6'1" WT: 210 THROWS: RIGHT BATS: RIGHT | | | | | | | | | | | | | BORN: 9-9-1961, Newton, MA | | | | | | | | | | | | | | | | | | | | | | | | | | | | | | | | | | | | | | |
| 1993 FLORIDA MARLINS PITCHING RECORD | | | | | | | | | | | | | | | | | | | | | | | | | | | | | | | | | | | | | | | | | | | | | | | | | | | |
| G | IP | W | L | R | ER | SO | BB | GS | CG | SHO | SV | ERA | G | IP | W | L | R | ER | SO | BB | GS | CG | SHO | SV | ERA | | | | | | | | | | | | | | | | | | | | | | | | | | |
| 15 | 20.1 | 0 | 2 | 15 | 15 | 7 | 10 | 0 | 0 | 0 | 0 | 6.64 | 15 | 20.1 | 0 | 2 | 15 | 15 | 7 | 10 | 0 | 0 | 0 | 0 | 6.64 | | | | | | | | | | | | | | | | | | | | | | | | | | |
| CARDBOARD BASEBALL RATINGS | | | | | | | | | | | | | | | | | | | | | | | | | | | | | | | | | | | | | | | | | | | | | | | | | | | |
| ERA | | | | | | | | | | | | | W | | | | | | | | | | | | | BB | | | | | | | | | | | | | K | | | | | | | | | | | | |
| 66 | | | | | | | | | | | | | 0 | | | | | | | | | | | | | 10 | | | | | | | | | | | | | 7 | | | | | | | | | | | | |

| | | | | | | | | | | | | | | | | | | | | | | | | | | | | | | | | | | | | | | | | | | | | | | | | | | | |
|--|------|---|---|----|----|----|----|----|----|-----|----|------|-------------------------------|------|---|---|----|----|----|----|----|----|-----|----|------|----|--|--|--|--|--|--|--|--|--|--|--|--|----|--|--|--|--|--|--|--|--|--|--|--|--|
| 564 | | | | | | | | | | | | | DENNIS COOK | | | | | | | | | | | | | P | | | | | | | | | | | | | | | | | | | | | | | | | |
| HT: 6'3" WT: 185 THROWS: LEFT BATS: LEFT | | | | | | | | | | | | | BORN: 10-4-1962, LaMarque, TX | | | | | | | | | | | | | | | | | | | | | | | | | | | | | | | | | | | | | | |
| 1993 CLEVELAND INDIANS PITCHING RECORD | | | | | | | | | | | | | | | | | | | | | | | | | | | | | | | | | | | | | | | | | | | | | | | | | | | |
| G | IP | W | L | R | ER | SO | BB | GS | CG | SHO | SV | ERA | G | IP | W | L | R | ER | SO | BB | GS | CG | SHO | SV | ERA | | | | | | | | | | | | | | | | | | | | | | | | | | |
| 25 | 54.1 | 5 | 5 | 36 | 34 | 34 | 16 | 6 | 0 | 0 | 0 | 5.67 | 44 | 83.2 | 7 | 6 | 31 | 29 | 84 | 29 | 0 | 0 | 0 | 2 | 3.12 | | | | | | | | | | | | | | | | | | | | | | | | | | |
| CARDBOARD BASEBALL RATINGS | | | | | | | | | | | | | | | | | | | | | | | | | | | | | | | | | | | | | | | | | | | | | | | | | | | |
| ERA | | | | | | | | | | | | | W | | | | | | | | | | | | | BB | | | | | | | | | | | | | K | | | | | | | | | | | | |
| 56 | | | | | | | | | | | | | 5 | | | | | | | | | | | | | 16 | | | | | | | | | | | | | 34 | | | | | | | | | | | | |

| | | | | | | | | | | | | | | | | | | | | | | | | | | | | | | | | | | | | | | | | | | | | | | | | | | | |
|--|------|---|---|----|----|----|----|----|----|-----|----|------|---------------------------------------|------|---|---|----|----|----|----|----|----|-----|----|------|----|--|--|--|--|--|--|--|--|--|--|--|--|----|--|--|--|--|--|--|--|--|--|--|--|--|
| 568 | | | | | | | | | | | | | DANNY COX | | | | | | | | | | | | | P | | | | | | | | | | | | | | | | | | | | | | | | | |
| HT: 6'4" WT: 235 THROWS: RIGHT BATS: RIGHT | | | | | | | | | | | | | BORN: 9-21-1959, Northampton, England | | | | | | | | | | | | | | | | | | | | | | | | | | | | | | | | | | | | | | |
| 1993 TORONTO BLUE JAYS PITCHING RECORD | | | | | | | | | | | | | | | | | | | | | | | | | | | | | | | | | | | | | | | | | | | | | | | | | | | |
| G | IP | W | L | R | ER | SO | BB | GS | CG | SHO | SV | ERA | G | IP | W | L | R | ER | SO | BB | GS | CG | SHO | SV | ERA | | | | | | | | | | | | | | | | | | | | | | | | | | |
| 44 | 83.2 | 7 | 6 | 31 | 29 | 84 | 29 | 0 | 0 | 0 | 2 | 3.12 | 44 | 83.2 | 7 | 6 | 31 | 29 | 84 | 29 | 0 | 0 | 0 | 2 | 3.12 | | | | | | | | | | | | | | | | | | | | | | | | | | |
| CARDBOARD BASEBALL RATINGS | | | | | | | | | | | | | | | | | | | | | | | | | | | | | | | | | | | | | | | | | | | | | | | | | | | |
| ERA | | | | | | | | | | | | | W | | | | | | | | | | | | | BB | | | | | | | | | | | | | K | | | | | | | | | | | | |
| 31 | | | | | | | | | | | | | 7 | | | | | | | | | | | | | 29 | | | | | | | | | | | | | 84 | | | | | | | | | | | | |

| | | | | | | | | | | | | | | | | | | | | | | | | | | | | | | | | | | | | | | | | | | | | | | | | | | | |
|--|------|---|---|----|----|----|----|----|----|-----|----|------|-------------------------------|------|---|---|----|----|----|----|----|----|-----|----|------|----|--|--|--|--|--|--|--|--|--|--|--|--|----|--|--|--|--|--|--|--|--|--|--|--|--|
| 569 | | | | | | | | | | | | | JOHN CUMMINGS | | | | | | | | | | | | | P | | | | | | | | | | | | | | | | | | | | | | | | | |
| HT: 6'3" WT: 200 THROWS: LEFT BATS: LEFT | | | | | | | | | | | | | BORN: 5-10-1969, Torrance, CA | | | | | | | | | | | | | | | | | | | | | | | | | | | | | | | | | | | | | | |
| 1993 SEATTLE MARINERS PITCHING RECORD | | | | | | | | | | | | | | | | | | | | | | | | | | | | | | | | | | | | | | | | | | | | | | | | | | | |
| G | IP | W | L | R | ER | SO | BB | GS | CG | SHO | SV | ERA | G | IP | W | L | R | ER | SO | BB | GS | CG | SHO | SV | ERA | | | | | | | | | | | | | | | | | | | | | | | | | | |
| 10 | 46.1 | 0 | 6 | 34 | 31 | 19 | 16 | 8 | 1 | 0 | 0 | 6.02 | 60 | 69.2 | 1 | 5 | 37 | 33 | 70 | 44 | 0 | 0 | 0 | 4 | 4.26 | | | | | | | | | | | | | | | | | | | | | | | | | | |
| CARDBOARD BASEBALL RATINGS | | | | | | | | | | | | | | | | | | | | | | | | | | | | | | | | | | | | | | | | | | | | | | | | | | | |
| ERA | | | | | | | | | | | | | W | | | | | | | | | | | | | BB | | | | | | | | | | | | | K | | | | | | | | | | | | |
| 60 | | | | | | | | | | | | | 0 | | | | | | | | | | | | | 16 | | | | | | | | | | | | | 19 | | | | | | | | | | | | |

| | | | | | | | | | | | | | | | | | | | | | | | | | | | | | | | | | | | | | | | | | | | | | | | | | | | |
|--|------|---|---|----|----|----|----|----|----|-----|----|------|---------------------------------|------|---|---|----|----|----|----|----|----|-----|----|------|----|--|--|--|--|--|--|--|--|--|--|--|--|----|--|--|--|--|--|--|--|--|--|--|--|--|
| 573 | | | | | | | | | | | | | MARK DAVIS | | | | | | | | | | | | | P | | | | | | | | | | | | | | | | | | | | | | | | | |
| HT: 6'3" WT: 180 THROWS: LEFT BATS: LEFT | | | | | | | | | | | | | BORN: 10-19-1960, Livermore, CA | | | | | | | | | | | | | | | | | | | | | | | | | | | | | | | | | | | | | | |
| 1993 SAN DIEGO PADRES PITCHING RECORD | | | | | | | | | | | | | | | | | | | | | | | | | | | | | | | | | | | | | | | | | | | | | | | | | | | |
| G | IP | W | L | R | ER | SO | BB | GS | CG | SHO | SV | ERA | G | IP | W | L | R | ER | SO | BB | GS | CG | SHO | SV | ERA | | | | | | | | | | | | | | | | | | | | | | | | | | |
| 60 | 69.2 | 1 | 5 | 37 | 33 | 70 | 44 | 0 | 0 | 0 | 4 | 4.26 | 60 | 69.2 | 1 | 5 | 37 | 33 | 70 | 44 | 0 | 0 | 0 | 4 | 4.26 | | | | | | | | | | | | | | | | | | | | | | | | | | |
| CARDBOARD BASEBALL RATINGS | | | | | | | | | | | | | | | | | | | | | | | | | | | | | | | | | | | | | | | | | | | | | | | | | | | |
| ERA | | | | | | | | | | | | | W | | | | | | | | | | | | | BB | | | | | | | | | | | | | K | | | | | | | | | | | | |
| 42 | | | | | | | | | | | | | 1 | | | | | | | | | | | | | 44 | | | | | | | | | | | | | 70 | | | | | | | | | | | | |

| | | | | | | | | | | | | | | | | | | | | | | | | | | | | | | | | | | | | | | | | | | | | | | | | | | | |
|--|------|---|---|----|----|----|----|----|----|-----|----|------|--------------------------------------|------|---|---|----|----|----|----|----|----|-----|----|------|----|--|--|--|--|--|--|--|--|--|--|--|--|----|--|--|--|--|--|--|--|--|--|--|--|--|
| 570 | | | | | | | | | | | | | OMAR DAAL | | | | | | | | | | | | | P | | | | | | | | | | | | | | | | | | | | | | | | | |
| HT: 6'3" WT: 160 THROWS: LEFT BATS: LEFT | | | | | | | | | | | | | BORN: 3-1-1972, Maracaibo, Venezuela | | | | | | | | | | | | | | | | | | | | | | | | | | | | | | | | | | | | | | |
| 1993 LOS ANGELES DODGERS PITCHING RECORD | | | | | | | | | | | | | | | | | | | | | | | | | | | | | | | | | | | | | | | | | | | | | | | | | | | |
| G | IP | W | L | R | ER | SO | BB | GS | CG | SHO | SV | ERA | G | IP | W | L | R | ER | SO | BB | GS | CG | SHO | SV | ERA | | | | | | | | | | | | | | | | | | | | | | | | | | |
| 47 | 35.1 | 2 | 3 | 20 | 20 | 19 | 21 | 0 | 0 | 0 | 0 | 5.09 | 43 | 98.1 | 2 | 8 | 57 | 55 | 73 | 48 | 8 | 0 | 0 | 4 | 5.05 | | | | | | | | | | | | | | | | | | | | | | | | | | |
| CARDBOARD BASEBALL RATINGS | | | | | | | | | | | | | | | | | | | | | | | | | | | | | | | | | | | | | | | | | | | | | | | | | | | |
| ERA | | | | | | | | | | | | | W | | | | | | | | | | | | | BB | | | | | | | | | | | | | K | | | | | | | | | | | | |
| 50 | | | | | | | | | | | | | 2 | | | | | | | | | | | | | 21 | | | | | | | | | | | | | 19 | | | | | | | | | | | | |

| | | | | | | | | | | | | | | | | | | | | | | | | | | | | | | | | | | | | | | | | | | | | | | | | | | | |
|--|------|---|---|----|----|----|----|----|----|-----|----|------|------------------------------|------|---|---|----|----|----|----|----|----|-----|----|------|----|--|--|--|--|--|--|--|--|--|--|--|--|----|--|--|--|--|--|--|--|--|--|--|--|--|
| 574 | | | | | | | | | | | | | STORM DAVIS | | | | | | | | | | | | | P | | | | | | | | | | | | | | | | | | | | | | | | | |
| HT: 6'4" WT: 207 THROWS: RIGHT BATS: RIGHT | | | | | | | | | | | | | BORN: 12-26-1961, Dallas, TX | | | | | | | | | | | | | | | | | | | | | | | | | | | | | | | | | | | | | | |
| 1993 DETROIT TIGERS PITCHING RECORD | | | | | | | | | | | | | | | | | | | | | | | | | | | | | | | | | | | | | | | | | | | | | | | | | | | |
| G | IP | W | L | R | ER | SO | BB | GS | CG | SHO | SV | ERA | G | IP | W | L | R | ER | SO | BB | GS | CG | SHO | SV | ERA | | | | | | | | | | | | | | | | | | | | | | | | | | |
| 43 | 98.1 | 2 | 8 | 57 | 55 | 73 | 48 | 8 | 0 | 0 | 4 | 5.05 | 43 | 98.1 | 2 | 8 | 57 | 55 | 73 | 48 | 8 | 0 | 0 | 4 | 5.05 | | | | | | | | | | | | | | | | | | | | | | | | | | |
| CARDBOARD BASEBALL RATINGS | | | | | | | | | | | | | | | | | | | | | | | | | | | | | | | | | | | | | | | | | | | | | | | | | | | |
| ERA | | | | | | | | | | | | | W | | | | | | | | | | | | | BB | | | | | | | | | | | | | K | | | | | | | | | | | | |
| 50 | | | | | | | | | | | | | 2 | | | | | | | | | | | | | 48 | | | | | | | | | | | | | 73 | | | | | | | | | | | | |

| | | | | | | | | | | | | | | | | | | | | | | | | | | | | | | | | | | | | | | | | | | | | | | | | | | | |
|--|-------|---|---|-----|-----|----|----|----|----|-----|----|------|-------------------------------|------|---|---|----|----|----|----|----|----|-----|----|------|----|--|--|--|--|--|--|--|--|--|--|--|--|----|--|--|--|--|--|--|--|--|--|--|--|--|
| 571 | | | | | | | | | | | | | RON DARLING | | | | | | | | | | | | | P | | | | | | | | | | | | | | | | | | | | | | | | | |
| HT: 6'3" WT: 195 THROWS: RIGHT BATS: RIGHT | | | | | | | | | | | | | BORN: 8-19-1960, Honolulu, HI | | | | | | | | | | | | | | | | | | | | | | | | | | | | | | | | | | | | | | |
| 1993 OAKLAND ATHLETICS PITCHING RECORD | | | | | | | | | | | | | | | | | | | | | | | | | | | | | | | | | | | | | | | | | | | | | | | | | | | |
| G | IP | W | L | R | ER | SO | BB | GS | CG | SHO | SV | ERA | G | IP | W | L | R | ER | SO | BB | GS | CG | SHO | SV | ERA | | | | | | | | | | | | | | | | | | | | | | | | | | |
| 31 | 178.1 | 5 | 9 | 107 | 102 | 95 | 72 | 29 | 3 | 0 | 0 | 5.16 | 35 | 57.1 | 3 | 0 | 27 | 19 | 40 | 30 | 3 | 0 | 0 | 0 | 2.98 | | | | | | | | | | | | | | | | | | | | | | | | | | |
| CARDBOARD BASEBALL RATINGS | | | | | | | | | | | | | | | | | | | | | | | | | | | | | | | | | | | | | | | | | | | | | | | | | | | |
| ERA | | | | | | | | | | | | | W | | | | | | | | | | | | | BB | | | | | | | | | | | | | K | | | | | | | | | | | | |
| 51 | | | | | | | | | | | | | 5 | | | | | | | | | | | | | 72 | | | | | | | | | | | | | 95 | | | | | | | | | | | | |

| | | | | | | | | | | | | | | | | | | | | | | | | | | | | | | | | | | | | | | | | | | | | | | | | | | | |
|--|------|---|---|----|----|----|----|----|----|-----|----|------|--------------------------------------|------|---|---|----|----|----|----|----|----|-----|----|------|----|--|--|--|--|--|--|--|--|--|--|--|--|----|--|--|--|--|--|--|--|--|--|--|--|--|
| 575 | | | | | | | | | | | | | JOSE DELEON | | | | | | | | | | | | | P | | | | | | | | | | | | | | | | | | | | | | | | | |
| HT: 6'3" WT: 210 THROWS: RIGHT BATS: RIGHT | | | | | | | | | | | | | BORN: 12-20-1960, Rancho Viejo, D.R. | | | | | | | | | | | | | | | | | | | | | | | | | | | | | | | | | | | | | | |
| 1993 CHICAGO WHITE SOX PITCHING RECORD | | | | | | | | | | | | | | | | | | | | | | | | | | | | | | | | | | | | | | | | | | | | | | | | | | | |
| G | IP | W | L | R | ER | SO | BB | GS | CG | SHO | SV | ERA | G | IP | W | L | R | ER | SO | BB | GS | CG | SHO | SV | ERA | | | | | | | | | | | | | | | | | | | | | | | | | | |
| 35 | 57.1 | 3 | 0 | 27 | 19 | 40 | 30 | 3 | 0 | 0 | 0 | 2.98 | 35 | 57.1 | 3 | 0 | 27 | 19 | 40 | 30 | 3 | 0 | 0 | 0 | 2.98 | | | | | | | | | | | | | | | | | | | | | | | | | | |
| CARDBOARD BASEBALL RATINGS | | | | | | | | | | | | | | | | | | | | | | | | | | | | | | | | | | | | | | | | | | | | | | | | | | | |
| ERA | | | | | | | | | | | | | W | | | | | | | | | | | | | BB | | | | | | | | | | | | | K | | | | | | | | | | | | |
| 29 | | | | | | | | | | | | | 3 | | | | | | | | | | | | | 30 | | | | | | | | | | | | | 40 | | | | | | | | | | | | |

| | | | | | | | | | | | | | | | | | | | | | | | | | | | | | | | | | | | | | | | | | | | | | | | | | | | |
|--|-------|----|----|----|----|-----|----|----|----|-----|----|------|------------------------------|------|---|---|----|----|----|----|----|----|-----|----|------|----|--|--|--|--|--|--|--|--|--|--|--|--|-----|--|--|--|--|--|--|--|--|--|--|--|--|
| 572 | | | | | | | | | | | | | DANNY DARWIN | | | | | | | | | | | | | P | | | | | | | | | | | | | | | | | | | | | | | | | |
| HT: 6'3" WT: 185 THROWS: RIGHT BATS: RIGHT | | | | | | | | | | | | | BORN: 10-25-1955, Bonham, TX | | | | | | | | | | | | | | | | | | | | | | | | | | | | | | | | | | | | | | |
| 1993 BOSTON RED SOX PITCHING RECORD | | | | | | | | | | | | | | | | | | | | | | | | | | | | | | | | | | | | | | | | | | | | | | | | | | | |
| G | IP | W | L | R | ER | SO | BB | GS | CG | SHO | SV | ERA | G | IP | W | L | R | ER | SO | BB | GS | CG | SHO | SV | ERA | | | | | | | | | | | | | | | | | | | | | | | | | | |
| 34 | 229.1 | 15 | 11 | 93 | 83 | 130 | 49 | 34 | 2 | 1 | 0 | 3.26 | 30 | 42.2 | 3 | 6 | 24 | 22 | 48 | 23 | 1 | 0 | 0 | 0 | 4.64 | | | | | | | | | | | | | | | | | | | | | | | | | | |
| CARDBOARD BASEBALL RATINGS | | | | | | | | | | | | | | | | | | | | | | | | | | | | | | | | | | | | | | | | | | | | | | | | | | | |
| ERA | | | | | | | | | | | | | W | | | | | | | | | | | | | BB | | | | | | | | | | | | | K | | | | | | | | | | | | |
| 32 | | | | | | | | | | | | | 15 | | | | | | | | | | | | | 49 | | | | | | | | | | | | | 130 | | | | | | | | | | | | |

| | | | | | | | | | | | | | | | | | | | | | | | | | | | | | | | | | | | | | | | | | | | | | | | | | | | |
|--|------|---|---|----|----|----|----|----|----|-----|----|------|------------------------------|------|---|---|----|----|----|----|----|----|-----|----|------|----|--|--|--|--|--|--|--|--|--|--|--|--|----|--|--|--|--|--|--|--|--|--|--|--|--|
| 576 | | | | | | | | | | | | | RICH DELUCIA | | | | | | | | | | | | | P | | | | | | | | | | | | | | | | | | | | | | | | | |
| HT: 6'0" WT: 185 THROWS: RIGHT BATS: RIGHT | | | | | | | | | | | | | BORN: 10-7-1964, Reading, PA | | | | | | | | | | | | | | | | | | | | | | | | | | | | | | | | | | | | | | |
| 1993 SEATTLE MARINERS PITCHING RECORD | | | | | | | | | | | | | | | | | | | | | | | | | | | | | | | | | | | | | | | | | | | | | | | | | | | |
| G | IP | W | L | R | ER | SO | BB | GS | CG | SHO | SV | ERA | G | IP | W | L | R | ER | SO | BB | GS | CG | SHO | SV | ERA | | | | | | | | | | | | | | | | | | | | | | | | | | |
| 30 | 42.2 | 3 | 6 | 24 | 22 | 48 | 23 | 1 | 0 | 0 | 0 | 4.64 | 30 | 42.2 | 3 | 6 | 24 | 22 | 48 | 23 | 1 | 0 | 0 | 0 | 4.64 | | | | | | | | | | | | | | | | | | | | | | | | | | |
| CARDBOARD BASEBALL RATINGS | | | | | | | | | | | | | | | | | | | | | | | | | | | | | | | | | | | | | | | | | | | | | | | | | | | |
| ERA | | | | | | | | | | | | | W | | | | | | | | | | | | | BB | | | | | | | | | | | | | K | | | | | | | | | | | | |
| 46 | | | | | | | | | | | | | 3 | | | | | | | | | | | | | 23 | | | | | | | | | | | | | 48 | | | | | | | | | | | | |

| | | | | | | | | | | | | | | | | | | | | | | | | | | | | | | | | | | | | | | | | | | | | | | | | | | | |
|---|-------|----|----|----|----|----|----|----|----|-----|----|------|------------------------------|-------|----|----|-----|----|----|----|----|----|-----|----|------|----|--|--|--|--|--|--|--|--|--|--|--|--|----|--|--|--|--|--|--|--|--|--|--|--|--|
| 577 | | | | | | | | | | | | | JIM DESHAIES | | | | | | | | | | | | | P | | | | | | | | | | | | | | | | | | | | | | | | | |
| HT: 6'4" WT: 222 THROWS: LEFT BATS: LEFT | | | | | | | | | | | | | BORN: 6-23-1960, Massena, NY | | | | | | | | | | | | | | | | | | | | | | | | | | | | | | | | | | | | | | |
| 1993 SAN FRANCISCO GIANTS PITCHING RECORD | | | | | | | | | | | | | | | | | | | | | | | | | | | | | | | | | | | | | | | | | | | | | | | | | | | |
| G | IP | W | L | R | ER | SO | BB | GS | CG | SHO | SV | ERA | G | IP | W | L | R | ER | SO | BB | GS | CG | SHO | SV | ERA | | | | | | | | | | | | | | | | | | | | | | | | | | |
| 32 | 184.1 | 13 | 15 | 94 | 90 | 85 | 57 | 31 | 1 | 0 | 0 | 4.39 | 32 | 184.2 | 14 | 11 | 104 | 91 | 63 | 48 | 31 | 3 | 2 | 0 | 4.44 | | | | | | | | | | | | | | | | | | | | | | | | | | |
| CARDBOARD BASEBALL RATINGS | | | | | | | | | | | | | | | | | | | | | | | | | | | | | | | | | | | | | | | | | | | | | | | | | | | |
| ERA | | | | | | | | | | | | | W | | | | | | | | | | | | | BB | | | | | | | | | | | | | K | | | | | | | | | | | | |
| 43 | | | | | | | | | | | | | 13 | | | | | | | | | | | | | 57 | | | | | | | | | | | | | 85 | | | | | | | | | | | | |

| | | | | | | | | | | | | | | | | | | | | | | | | | | | | | | | | | | | | | | | | | | | | | | | | | | | |
|--|-------|----|----|-----|----|----|----|----|----|-----|----|------|-------------------------------|-------|----|----|-----|----|----|----|----|----|-----|----|------|----|--|--|--|--|--|--|--|--|--|--|--|--|----|--|--|--|--|--|--|--|--|--|--|--|--|
| 581 | | | | | | | | | | | | | JOHN DOHERTY | | | | | | | | | | | | | P | | | | | | | | | | | | | | | | | | | | | | | | | |
| HT: 6'4" WT: 190 THROWS: RIGHT BATS: RIGHT | | | | | | | | | | | | | BORN: 6-11-1967, New York, NY | | | | | | | | | | | | | | | | | | | | | | | | | | | | | | | | | | | | | | |
| 1993 DETROIT TIGERS PITCHING RECORD | | | | | | | | | | | | | | | | | | | | | | | | | | | | | | | | | | | | | | | | | | | | | | | | | | | |
| G | IP | W | L | R | ER | SO | BB | GS | CG | SHO | SV | ERA | G | IP | W | L | R | ER | SO | BB | GS | CG | SHO | SV | ERA | | | | | | | | | | | | | | | | | | | | | | | | | | |
| 32 | 184.2 | 14 | 11 | 104 | 91 | 63 | 48 | 31 | 3 | 2 | 0 | 4.44 | 32 | 184.2 | 14 | 11 | 104 | 91 | 63 | 48 | 31 | 3 | 2 | 0 | 4.44 | | | | | | | | | | | | | | | | | | | | | | | | | | |
| CARDBOARD BASEBALL RATINGS | | | | | | | | | | | | | | | | | | | | | | | | | | | | | | | | | | | | | | | | | | | | | | | | | | | |
| ERA | | | | | | | | | | | | | W | | | | | | | | | | | | | BB | | | | | | | | | | | | | K | | | | | | | | | | | | |
| 44 | | | | | | | | | | | | | 14 | | | | | | | | | | | | | 48 | | | | | | | | | | | | | 63 | | | | | | | | | | | | |

| | | | | | | | | | | | | | | | | | | | | | | | | | | | | | | | | | | | | | | | | | | | | | | | | | | | |
|--|------|---|---|---|----|----|----|----|----|-----|----|------|----------------------------------|------|---|---|---|----|----|----|----|----|-----|----|------|----|--|--|--|--|--|--|--|--|--|--|--|--|----|--|--|--|--|--|--|--|--|--|--|--|--|
| 578 | | | | | | | | | | | | | MARK DEWEY | | | | | | | | | | | | | P | | | | | | | | | | | | | | | | | | | | | | | | | |
| HT: 6'0" WT: 185 THROWS: RIGHT BATS: RIGHT | | | | | | | | | | | | | BORN: 1-3-1965, Grand Rapids, MI | | | | | | | | | | | | | | | | | | | | | | | | | | | | | | | | | | | | | | |
| 1993 PITTSBURGH PIRATES PITCHING RECORD | | | | | | | | | | | | | | | | | | | | | | | | | | | | | | | | | | | | | | | | | | | | | | | | | | | |
| G | IP | W | L | R | ER | SO | BB | GS | CG | SHO | SV | ERA | G | IP | W | L | R | ER | SO | BB | GS | CG | SHO | SV | ERA | | | | | | | | | | | | | | | | | | | | | | | | | | |
| 21 | 26.2 | 1 | 2 | 8 | 7 | 14 | 10 | 0 | 0 | 0 | 7 | 2.36 | 21 | 26.2 | 1 | 2 | 8 | 7 | 14 | 10 | 0 | 0 | 0 | 7 | 2.36 | | | | | | | | | | | | | | | | | | | | | | | | | | |
| CARDBOARD BASEBALL RATINGS | | | | | | | | | | | | | | | | | | | | | | | | | | | | | | | | | | | | | | | | | | | | | | | | | | | |
| ERA | | | | | | | | | | | | | W | | | | | | | | | | | | | BB | | | | | | | | | | | | | K | | | | | | | | | | | | |
| 23 | | | | | | | | | | | | | 1 | | | | | | | | | | | | | 10 | | | | | | | | | | | | | 14 | | | | | | | | | | | | |

| | | | | | | | | | | | | | | | | | | | | | | | | | | | | | | | | | | | | | | | | | | | | | | | | | | | |
|---|-------|---|----|----|----|----|----|----|----|-----|----|------|--------------------------------|-------|---|----|----|----|----|----|----|----|-----|----|------|----|--|--|--|--|--|--|--|--|--|--|--|--|----|--|--|--|--|--|--|--|--|--|--|--|--|
| 582 | | | | | | | | | | | | | JOHN DOPSON | | | | | | | | | | | | | P | | | | | | | | | | | | | | | | | | | | | | | | | |
| HT: 6'4" WT: 205 THROWS: RIGHT BATS: LEFT | | | | | | | | | | | | | BORN: 7-14-1963, Baltimore, MD | | | | | | | | | | | | | | | | | | | | | | | | | | | | | | | | | | | | | | |
| 1993 BOSTON RED SOX PITCHING RECORD | | | | | | | | | | | | | | | | | | | | | | | | | | | | | | | | | | | | | | | | | | | | | | | | | | | |
| G | IP | W | L | R | ER | SO | BB | GS | CG | SHO | SV | ERA | G | IP | W | L | R | ER | SO | BB | GS | CG | SHO | SV | ERA | | | | | | | | | | | | | | | | | | | | | | | | | | |
| 34 | 155.2 | 7 | 11 | 93 | 86 | 89 | 59 | 28 | 1 | 1 | 0 | 4.97 | 34 | 155.2 | 7 | 11 | 93 | 86 | 89 | 59 | 28 | 1 | 1 | 0 | 4.97 | | | | | | | | | | | | | | | | | | | | | | | | | | |
| CARDBOARD BASEBALL RATINGS | | | | | | | | | | | | | | | | | | | | | | | | | | | | | | | | | | | | | | | | | | | | | | | | | | | |
| ERA | | | | | | | | | | | | | W | | | | | | | | | | | | | BB | | | | | | | | | | | | | K | | | | | | | | | | | | |
| 49 | | | | | | | | | | | | | 7 | | | | | | | | | | | | | 59 | | | | | | | | | | | | | 89 | | | | | | | | | | | | |

| | | | | | | | | | | | | | | | | | | | | | | | | | | | | | | | | | | | | | | | | | | | | | | | | | | | |
|---|------|---|---|----|----|----|----|----|----|-----|----|------|---------------------------------|------|---|---|----|----|----|----|----|----|-----|----|------|----|--|--|--|--|--|--|--|--|--|--|--|--|----|--|--|--|--|--|--|--|--|--|--|--|--|
| 579 | | | | | | | | | | | | | ROB DIBBLE | | | | | | | | | | | | | P | | | | | | | | | | | | | | | | | | | | | | | | | |
| HT: 6'4" WT: 230 THROWS: RIGHT BATS: LEFT | | | | | | | | | | | | | BORN: 1-24-1964, Bridgeport, CT | | | | | | | | | | | | | | | | | | | | | | | | | | | | | | | | | | | | | | |
| 1993 CINCINNATI REDS PITCHING RECORD | | | | | | | | | | | | | | | | | | | | | | | | | | | | | | | | | | | | | | | | | | | | | | | | | | | |
| G | IP | W | L | R | ER | SO | BB | GS | CG | SHO | SV | ERA | G | IP | W | L | R | ER | SO | BB | GS | CG | SHO | SV | ERA | | | | | | | | | | | | | | | | | | | | | | | | | | |
| 45 | 41.2 | 1 | 4 | 33 | 30 | 49 | 42 | 0 | 0 | 0 | 19 | 6.48 | 45 | 41.2 | 1 | 4 | 33 | 30 | 49 | 42 | 0 | 0 | 0 | 19 | 6.48 | | | | | | | | | | | | | | | | | | | | | | | | | | |
| CARDBOARD BASEBALL RATINGS | | | | | | | | | | | | | | | | | | | | | | | | | | | | | | | | | | | | | | | | | | | | | | | | | | | |
| ERA | | | | | | | | | | | | | W | | | | | | | | | | | | | BB | | | | | | | | | | | | | K | | | | | | | | | | | | |
| 64 | | | | | | | | | | | | | 1 | | | | | | | | | | | | | 42 | | | | | | | | | | | | | 49 | | | | | | | | | | | | |

| | | | | | | | | | | | | | | | | | | | | | | | | | | | | | | | | | | | | | | | | | | | | | | | | | | | |
|--|-------|---|----|----|----|----|----|----|----|-----|----|------|-----------------------------|-------|---|----|----|----|----|----|----|----|-----|----|------|----|--|--|--|--|--|--|--|--|--|--|--|--|----|--|--|--|--|--|--|--|--|--|--|--|--|
| 583 | | | | | | | | | | | | | KELLY DOWNS | | | | | | | | | | | | | P | | | | | | | | | | | | | | | | | | | | | | | | | |
| HT: 6'4" WT: 195 THROWS: RIGHT BATS: RIGHT | | | | | | | | | | | | | BORN: 10-25-1960, Ogden, UT | | | | | | | | | | | | | | | | | | | | | | | | | | | | | | | | | | | | | | |
| 1993 OAKLAND ATHLETICS PITCHING RECORD | | | | | | | | | | | | | | | | | | | | | | | | | | | | | | | | | | | | | | | | | | | | | | | | | | | |
| G | IP | W | L | R | ER | SO | BB | GS | CG | SHO | SV | ERA | G | IP | W | L | R | ER | SO | BB | GS | CG | SHO | SV | ERA | | | | | | | | | | | | | | | | | | | | | | | | | | |
| 42 | 119.2 | 5 | 10 | 80 | 75 | 66 | 60 | 12 | 0 | 0 | 0 | 5.64 | 42 | 119.2 | 5 | 10 | 80 | 75 | 66 | 60 | 12 | 0 | 0 | 0 | 5.64 | | | | | | | | | | | | | | | | | | | | | | | | | | |
| CARDBOARD BASEBALL RATINGS | | | | | | | | | | | | | | | | | | | | | | | | | | | | | | | | | | | | | | | | | | | | | | | | | | | |
| ERA | | | | | | | | | | | | | W | | | | | | | | | | | | | BB | | | | | | | | | | | | | K | | | | | | | | | | | | |
| 56 | | | | | | | | | | | | | 5 | | | | | | | | | | | | | 60 | | | | | | | | | | | | | 66 | | | | | | | | | | | | |

| | | | | | | | | | | | | | | | | | | | | | | | | | | | | | | | | | | | | | | | | | | | | | | | | | | | |
|--|------|---|---|----|----|----|----|----|----|-----|----|------|----------------------------------|------|---|---|----|----|----|----|----|----|-----|----|------|----|--|--|--|--|--|--|--|--|--|--|--|--|----|--|--|--|--|--|--|--|--|--|--|--|--|
| 580 | | | | | | | | | | | | | JERRY DIPOTO | | | | | | | | | | | | | P | | | | | | | | | | | | | | | | | | | | | | | | | |
| HT: 6'2" WT: 203 THROWS: RIGHT BATS: RIGHT | | | | | | | | | | | | | BORN: 5-24-1968, Jersey City, NJ | | | | | | | | | | | | | | | | | | | | | | | | | | | | | | | | | | | | | | |
| 1993 CLEVELAND INDIANS PITCHING RECORD | | | | | | | | | | | | | | | | | | | | | | | | | | | | | | | | | | | | | | | | | | | | | | | | | | | |
| G | IP | W | L | R | ER | SO | BB | GS | CG | SHO | SV | ERA | G | IP | W | L | R | ER | SO | BB | GS | CG | SHO | SV | ERA | | | | | | | | | | | | | | | | | | | | | | | | | | |
| 46 | 56.1 | 4 | 4 | 21 | 15 | 41 | 30 | 0 | 0 | 0 | 11 | 2.40 | 46 | 56.1 | 4 | 4 | 21 | 15 | 41 | 30 | 0 | 0 | 0 | 11 | 2.40 | | | | | | | | | | | | | | | | | | | | | | | | | | |
| CARDBOARD BASEBALL RATINGS | | | | | | | | | | | | | | | | | | | | | | | | | | | | | | | | | | | | | | | | | | | | | | | | | | | |
| ERA | | | | | | | | | | | | | W | | | | | | | | | | | | | BB | | | | | | | | | | | | | K | | | | | | | | | | | | |
| 24 | | | | | | | | | | | | | 4 | | | | | | | | | | | | | 30 | | | | | | | | | | | | | 41 | | | | | | | | | | | | |

| | | | | | | | | | | | | | | | | | | | | | | | | | | | | | | | | | | | | | | | | | | | | | | | | | | | |
|--|-------|---|----|-----|-----|-----|----|----|----|-----|----|------|-------------------------------|-------|---|----|-----|-----|-----|----|----|----|-----|----|------|----|--|--|--|--|--|--|--|--|--|--|--|--|-----|--|--|--|--|--|--|--|--|--|--|--|--|
| 584 | | | | | | | | | | | | | DOUG DRABEK | | | | | | | | | | | | | P | | | | | | | | | | | | | | | | | | | | | | | | | |
| HT: 6'1" WT: 185 THROWS: RIGHT BATS: RIGHT | | | | | | | | | | | | | BORN: 7-25-1962, Victoria, TX | | | | | | | | | | | | | | | | | | | | | | | | | | | | | | | | | | | | | | |
| 1993 HOUSTON ASTROS PITCHING RECORD | | | | | | | | | | | | | | | | | | | | | | | | | | | | | | | | | | | | | | | | | | | | | | | | | | | |
| G | IP | W | L | R | ER | SO | BB | GS | CG | SHO | SV | ERA | G | IP | W | L | R | ER | SO | BB | GS | CG | SHO | SV | ERA | | | | | | | | | | | | | | | | | | | | | | | | | | |
| 34 | 237.2 | 9 | 18 | 108 | 100 | 157 | 60 | 34 | 7 | 2 | 0 | 3.79 | 34 | 237.2 | 9 | 18 | 108 | 100 | 157 | 60 | 34 | 7 | 2 | 0 | 3.79 | | | | | | | | | | | | | | | | | | | | | | | | | | |
| CARDBOARD BASEBALL RATINGS | | | | | | | | | | | | | | | | | | | | | | | | | | | | | | | | | | | | | | | | | | | | | | | | | | | |
| ERA | | | | | | | | | | | | | W | | | | | | | | | | | | | BB | | | | | | | | | | | | | K | | | | | | | | | | | | |
| 37 | | | | | | | | | | | | | 9 | | | | | | | | | | | | | 60 | | | | | | | | | | | | | 157 | | | | | | | | | | | | |

| <div>585</div> <div>MIKE DRAPER</div> <div>P</div> <div>HT: 6'2" WT: 180 THROWS: RIGHT BATS: RIGHT</div> <div>BORN: 9-14-1966, Hagerstown, MD</div> <div>1993 NEW YORK METS PITCHING RECORD</div> <table><tr><th>G</th><th>IP</th><th>W</th><th>L</th><th>R</th><th>ER</th><th>SO</th><th>BB</th><th>GS</th><th>CG</th><th>SHO</th><th>SV</th><th>ERA</th></tr><tr><td>29</td><td>42.1</td><td>1</td><td>1</td><td>22</td><td>20</td><td>16</td><td>14</td><td>1</td><td>0</td><td>0</td><td>0</td><td>4.25</td></tr></table> <div>CARDBOARD BASEBALL RATINGS</div> <table><tr><td>ERA</td><td>W</td><td>BB</td><td>K</td></tr><tr><td>42</td><td>1</td><td>14</td><td>16</td></tr></table> | | | | | | | | | | | | | G | IP | W | L | R | ER | SO | BB | GS | CG | SHO | SV | ERA | 29 | 42.1 | 1 | 1 | 22 | 20 | 16 | 14 | 1 | 0 | 0 | 0 | 4.25 | ERA | W | BB | K | 42 | 1 | 14 | 16 | <div>589</div> <div>MARK EICHHORN</div> <div>P</div> <div>HT: 6'4" WT: 200 THROWS: RIGHT BATS: RIGHT</div> <div>BORN: 11-21-1960, San Jose, CA</div> <div>1993 TORONTO BLUE JAYS PITCHING RECORD</div> <table><tr><th>G</th><th>IP</th><th>W</th><th>L</th><th>R</th><th>ER</th><th>SO</th><th>BB</th><th>GS</th><th>CG</th><th>SHO</th><th>SV</th><th>ERA</th></tr><tr><td>54</td><td>72.2</td><td>3</td><td>1</td><td>26</td><td>22</td><td>47</td><td>22</td><td>0</td><td>0</td><td>0</td><td>0</td><td>2.72</td></tr></table> <div>CARDBOARD BASEBALL RATINGS</div> <table><tr><td>ERA</td><td>W</td><td>BB</td><td>K</td></tr><tr><td>27</td><td>3</td><td>22</td><td>47</td></tr></table> | | | | | | | | | | | | | G | IP | W | L | R | ER | SO | BB | GS | CG | SHO | SV | ERA | 54 | 72.2 | 3 | 1 | 26 | 22 | 47 | 22 | 0 | 0 | 0 | 0 | 2.72 | ERA | W | BB | K | 27 | 3 | 22 | 47 |
|--|-------|----|-----|-----|-----|-----|----|----|----|-----|----|------|---|----|---|---|---|----|----|----|----|----|-----|----|-----|----|------|---|---|----|----|----|----|---|---|---|----|------|-----|---|----|---|----|---|----|----|--|--|--|--|--|--|--|--|--|--|--|--|--|---|----|---|---|---|----|----|----|----|----|-----|----|-----|----|-------|----|----|-----|-----|-----|----|----|---|---|---|------|-----|---|----|---|----|----|----|-----|
| G | IP | W | L | R | ER | SO | BB | GS | CG | SHO | SV | ERA | | | | | | | | | | | | | | | | | | | | | | | | | | | | | | | | | | | | | | | | | | | | | | | | | | | | | | | | | | | | | | | | | | | | | | | | | | | | | | | | | |
| 29 | 42.1 | 1 | 1 | 22 | 20 | 16 | 14 | 1 | 0 | 0 | 0 | 4.25 | | | | | | | | | | | | | | | | | | | | | | | | | | | | | | | | | | | | | | | | | | | | | | | | | | | | | | | | | | | | | | | | | | | | | | | | | | | | | | | | | |
| ERA | W | BB | K | | | | | | | | | | | | | | | | | | | | | | | | | | | | | | | | | | | | | | | | | | | | | | | | | | | | | | | | | | | | | | | | | | | | | | | | | | | | | | | | | | | | | | | | | | |
| 42 | 1 | 14 | 16 | | | | | | | | | | | | | | | | | | | | | | | | | | | | | | | | | | | | | | | | | | | | | | | | | | | | | | | | | | | | | | | | | | | | | | | | | | | | | | | | | | | | | | | | | | |
| G | IP | W | L | R | ER | SO | BB | GS | CG | SHO | SV | ERA | | | | | | | | | | | | | | | | | | | | | | | | | | | | | | | | | | | | | | | | | | | | | | | | | | | | | | | | | | | | | | | | | | | | | | | | | | | | | | | | | |
| 54 | 72.2 | 3 | 1 | 26 | 22 | 47 | 22 | 0 | 0 | 0 | 0 | 2.72 | | | | | | | | | | | | | | | | | | | | | | | | | | | | | | | | | | | | | | | | | | | | | | | | | | | | | | | | | | | | | | | | | | | | | | | | | | | | | | | | | |
| ERA | W | BB | K | | | | | | | | | | | | | | | | | | | | | | | | | | | | | | | | | | | | | | | | | | | | | | | | | | | | | | | | | | | | | | | | | | | | | | | | | | | | | | | | | | | | | | | | | | |
| 27 | 3 | 22 | 47 | | | | | | | | | | | | | | | | | | | | | | | | | | | | | | | | | | | | | | | | | | | | | | | | | | | | | | | | | | | | | | | | | | | | | | | | | | | | | | | | | | | | | | | | | | |
| <div>586</div> <div>STEVE DREYER</div> <div>P</div> <div>HT: 6'3" WT: 185 THROWS: RIGHT BATS: RIGHT</div> <div>BORN: 11-19-1969, Ames, IA</div> <div>1993 TEXAS RANGERS PITCHING RECORD</div> <table><tr><th>G</th><th>IP</th><th>W</th><th>L</th><th>R</th><th>ER</th><th>SO</th><th>BB</th><th>GS</th><th>CG</th><th>SHO</th><th>SV</th><th>ERA</th></tr><tr><td>10</td><td>41.1</td><td>3</td><td>3</td><td>26</td><td>26</td><td>23</td><td>20</td><td>6</td><td>0</td><td>0</td><td>0</td><td>5.71</td></tr></table> <div>CARDBOARD BASEBALL RATINGS</div> <table><tr><td>ERA</td><td>W</td><td>BB</td><td>K</td></tr><tr><td>57</td><td>3</td><td>20</td><td>23</td></tr></table> | | | | | | | | | | | | | G | IP | W | L | R | ER | SO | BB | GS | CG | SHO | SV | ERA | 10 | 41.1 | 3 | 3 | 26 | 26 | 23 | 20 | 6 | 0 | 0 | 0 | 5.71 | ERA | W | BB | K | 57 | 3 | 20 | 23 | <div>590</div> <div>DAVE EILAND</div> <div>P</div> <div>HT: 6'3" WT: 210 THROWS: RIGHT BATS: RIGHT</div> <div>BORN: 7-5-1966, Dade City, FL</div> <div>1993 SAN DIEGO PADRES PITCHING RECORD</div> <table><tr><th>G</th><th>IP</th><th>W</th><th>L</th><th>R</th><th>ER</th><th>SO</th><th>BB</th><th>GS</th><th>CG</th><th>SHO</th><th>SV</th><th>ERA</th></tr><tr><td>10</td><td>48.1</td><td>0</td><td>3</td><td>33</td><td>28</td><td>14</td><td>17</td><td>9</td><td>0</td><td>0</td><td>0</td><td>5.21</td></tr></table> <div>CARDBOARD BASEBALL RATINGS</div> <table><tr><td>ERA</td><td>W</td><td>BB</td><td>K</td></tr><tr><td>52</td><td>0</td><td>17</td><td>14</td></tr></table> | | | | | | | | | | | | | G | IP | W | L | R | ER | SO | BB | GS | CG | SHO | SV | ERA | 10 | 48.1 | 0 | 3 | 33 | 28 | 14 | 17 | 9 | 0 | 0 | 0 | 5.21 | ERA | W | BB | K | 52 | 0 | 17 | 14 |
| G | IP | W | L | R | ER | SO | BB | GS | CG | SHO | SV | ERA | | | | | | | | | | | | | | | | | | | | | | | | | | | | | | | | | | | | | | | | | | | | | | | | | | | | | | | | | | | | | | | | | | | | | | | | | | | | | | | | | |
| 10 | 41.1 | 3 | 3 | 26 | 26 | 23 | 20 | 6 | 0 | 0 | 0 | 5.71 | | | | | | | | | | | | | | | | | | | | | | | | | | | | | | | | | | | | | | | | | | | | | | | | | | | | | | | | | | | | | | | | | | | | | | | | | | | | | | | | | |
| ERA | W | BB | K | | | | | | | | | | | | | | | | | | | | | | | | | | | | | | | | | | | | | | | | | | | | | | | | | | | | | | | | | | | | | | | | | | | | | | | | | | | | | | | | | | | | | | | | | | |
| 57 | 3 | 20 | 23 | | | | | | | | | | | | | | | | | | | | | | | | | | | | | | | | | | | | | | | | | | | | | | | | | | | | | | | | | | | | | | | | | | | | | | | | | | | | | | | | | | | | | | | | | | |
| G | IP | W | L | R | ER | SO | BB | GS | CG | SHO | SV | ERA | | | | | | | | | | | | | | | | | | | | | | | | | | | | | | | | | | | | | | | | | | | | | | | | | | | | | | | | | | | | | | | | | | | | | | | | | | | | | | | | | |
| 10 | 48.1 | 0 | 3 | 33 | 28 | 14 | 17 | 9 | 0 | 0 | 0 | 5.21 | | | | | | | | | | | | | | | | | | | | | | | | | | | | | | | | | | | | | | | | | | | | | | | | | | | | | | | | | | | | | | | | | | | | | | | | | | | | | | | | | |
| ERA | W | BB | K | | | | | | | | | | | | | | | | | | | | | | | | | | | | | | | | | | | | | | | | | | | | | | | | | | | | | | | | | | | | | | | | | | | | | | | | | | | | | | | | | | | | | | | | | | |
| 52 | 0 | 17 | 14 | | | | | | | | | | | | | | | | | | | | | | | | | | | | | | | | | | | | | | | | | | | | | | | | | | | | | | | | | | | | | | | | | | | | | | | | | | | | | | | | | | | | | | | | | | |
| <div>587</div> <div>DENNIS ECKERSLEY</div> <div>P</div> <div>HT: 6'2" WT: 190 THROWS: RIGHT BATS: RIGHT</div> <div>BORN: 10-3-1954, Oakland, CA</div> <div>1993 OAKLAND ATHLETICS PITCHING RECORD</div> <table><tr><th>G</th><th>IP</th><th>W</th><th>L</th><th>R</th><th>ER</th><th>SO</th><th>BB</th><th>GS</th><th>CG</th><th>SHO</th><th>SV</th><th>ERA</th></tr><tr><td>64</td><td>67.1</td><td>2</td><td>4</td><td>32</td><td>31</td><td>80</td><td>13</td><td>0</td><td>0</td><td>0</td><td>36</td><td>4.16</td></tr></table> <div>CARDBOARD BASEBALL RATINGS</div> <table><tr><td>ERA</td><td>W</td><td>BB</td><td>K</td></tr><tr><td>41</td><td>2</td><td>13</td><td>80</td></tr></table> | | | | | | | | | | | | | G | IP | W | L | R | ER | SO | BB | GS | CG | SHO | SV | ERA | 64 | 67.1 | 2 | 4 | 32 | 31 | 80 | 13 | 0 | 0 | 0 | 36 | 4.16 | ERA | W | BB | K | 41 | 2 | 13 | 80 | <div>591</div> <div>CAL ELDRED</div> <div>P</div> <div>HT: 6'4" WT: 215 THROWS: RIGHT BATS: RIGHT</div> <div>BORN: 11-24-1967, Cedar Rapids, IA</div> <div>1993 MILWAUKEE BREWERS PITCHING RECORD</div> <table><tr><th>G</th><th>IP</th><th>W</th><th>L</th><th>R</th><th>ER</th><th>SO</th><th>BB</th><th>GS</th><th>CG</th><th>SHO</th><th>SV</th><th>ERA</th></tr><tr><td>36</td><td>258.1</td><td>16</td><td>16</td><td>120</td><td>115</td><td>180</td><td>91</td><td>36</td><td>8</td><td>1</td><td>0</td><td>4.01</td></tr></table> <div>CARDBOARD BASEBALL RATINGS</div> <table><tr><td>ERA</td><td>W</td><td>BB</td><td>K</td></tr><tr><td>40</td><td>16</td><td>91</td><td>180</td></tr></table> | | | | | | | | | | | | | G | IP | W | L | R | ER | SO | BB | GS | CG | SHO | SV | ERA | 36 | 258.1 | 16 | 16 | 120 | 115 | 180 | 91 | 36 | 8 | 1 | 0 | 4.01 | ERA | W | BB | K | 40 | 16 | 91 | 180 |
| G | IP | W | L | R | ER | SO | BB | GS | CG | SHO | SV | ERA | | | | | | | | | | | | | | | | | | | | | | | | | | | | | | | | | | | | | | | | | | | | | | | | | | | | | | | | | | | | | | | | | | | | | | | | | | | | | | | | | |
| 64 | 67.1 | 2 | 4 | 32 | 31 | 80 | 13 | 0 | 0 | 0 | 36 | 4.16 | | | | | | | | | | | | | | | | | | | | | | | | | | | | | | | | | | | | | | | | | | | | | | | | | | | | | | | | | | | | | | | | | | | | | | | | | | | | | | | | | |
| ERA | W | BB | K | | | | | | | | | | | | | | | | | | | | | | | | | | | | | | | | | | | | | | | | | | | | | | | | | | | | | | | | | | | | | | | | | | | | | | | | | | | | | | | | | | | | | | | | | | |
| 41 | 2 | 13 | 80 | | | | | | | | | | | | | | | | | | | | | | | | | | | | | | | | | | | | | | | | | | | | | | | | | | | | | | | | | | | | | | | | | | | | | | | | | | | | | | | | | | | | | | | | | | |
| G | IP | W | L | R | ER | SO | BB | GS | CG | SHO | SV | ERA | | | | | | | | | | | | | | | | | | | | | | | | | | | | | | | | | | | | | | | | | | | | | | | | | | | | | | | | | | | | | | | | | | | | | | | | | | | | | | | | | |
| 36 | 258.1 | 16 | 16 | 120 | 115 | 180 | 91 | 36 | 8 | 1 | 0 | 4.01 | | | | | | | | | | | | | | | | | | | | | | | | | | | | | | | | | | | | | | | | | | | | | | | | | | | | | | | | | | | | | | | | | | | | | | | | | | | | | | | | | |
| ERA | W | BB | K | | | | | | | | | | | | | | | | | | | | | | | | | | | | | | | | | | | | | | | | | | | | | | | | | | | | | | | | | | | | | | | | | | | | | | | | | | | | | | | | | | | | | | | | | | |
| 40 | 16 | 91 | 180 | | | | | | | | | | | | | | | | | | | | | | | | | | | | | | | | | | | | | | | | | | | | | | | | | | | | | | | | | | | | | | | | | | | | | | | | | | | | | | | | | | | | | | | | | | |
| <div>588</div> <div>TOM EDENS</div> <div>P</div> <div>HT: 6'3" WT: 185 THROWS: RIGHT BATS: RIGHT</div> <div>BORN: 6-9-1961, Ontario, OR</div> <div>1993 HOUSTON ASTROS PITCHING RECORD</div> <table><tr><th>G</th><th>IP</th><th>W</th><th>L</th><th>R</th><th>ER</th><th>SO</th><th>BB</th><th>GS</th><th>CG</th><th>SHO</th><th>SV</th><th>ERA</th></tr><tr><td>38</td><td>49.1</td><td>1</td><td>1</td><td>17</td><td>17</td><td>21</td><td>19</td><td>0</td><td>0</td><td>0</td><td>0</td><td>3.12</td></tr></table> <div>CARDBOARD BASEBALL RATINGS</div> <table><tr><td>ERA</td><td>W</td><td>BB</td><td>K</td></tr><tr><td>31</td><td>1</td><td>19</td><td>21</td></tr></table> | | | | | | | | | | | | | G | IP | W | L | R | ER | SO | BB | GS | CG | SHO | SV | ERA | 38 | 49.1 | 1 | 1 | 17 | 17 | 21 | 19 | 0 | 0 | 0 | 0 | 3.12 | ERA | W | BB | K | 31 | 1 | 19 | 21 | <div>592</div> <div>SCOTT ERICKSON</div> <div>P</div> <div>HT: 6'4" WT: 220 THROWS: RIGHT BATS: RIGHT</div> <div>BORN: 2-2-1968, Long Beach, CA</div> <div>1993 MINNESOTA TWINS PITCHING RECORD</div> <table><tr><th>G</th><th>IP</th><th>W</th><th>L</th><th>R</th><th>ER</th><th>SO</th><th>BB</th><th>GS</th><th>CG</th><th>SHO</th><th>SV</th><th>ERA</th></tr><tr><td>34</td><td>218.2</td><td>8</td><td>19</td><td>138</td><td>126</td><td>116</td><td>71</td><td>34</td><td>1</td><td>0</td><td>0</td><td>5.19</td></tr></table> <div>CARDBOARD BASEBALL RATINGS</div> <table><tr><td>ERA</td><td>W</td><td>BB</td><td>K</td></tr><tr><td>51</td><td>8</td><td>71</td><td>116</td></tr></table> | | | | | | | | | | | | | G | IP | W | L | R | ER | SO | BB | GS | CG | SHO | SV | ERA | 34 | 218.2 | 8 | 19 | 138 | 126 | 116 | 71 | 34 | 1 | 0 | 0 | 5.19 | ERA | W | BB | K | 51 | 8 | 71 | 116 |
| G | IP | W | L | R | ER | SO | BB | GS | CG | SHO | SV | ERA | | | | | | | | | | | | | | | | | | | | | | | | | | | | | | | | | | | | | | | | | | | | | | | | | | | | | | | | | | | | | | | | | | | | | | | | | | | | | | | | | |
| 38 | 49.1 | 1 | 1 | 17 | 17 | 21 | 19 | 0 | 0 | 0 | 0 | 3.12 | | | | | | | | | | | | | | | | | | | | | | | | | | | | | | | | | | | | | | | | | | | | | | | | | | | | | | | | | | | | | | | | | | | | | | | | | | | | | | | | | |
| ERA | W | BB | K | | | | | | | | | | | | | | | | | | | | | | | | | | | | | | | | | | | | | | | | | | | | | | | | | | | | | | | | | | | | | | | | | | | | | | | | | | | | | | | | | | | | | | | | | | |
| 31 | 1 | 19 | 21 | | | | | | | | | | | | | | | | | | | | | | | | | | | | | | | | | | | | | | | | | | | | | | | | | | | | | | | | | | | | | | | | | | | | | | | | | | | | | | | | | | | | | | | | | | |
| G | IP | W | L | R | ER | SO | BB | GS | CG | SHO | SV | ERA | | | | | | | | | | | | | | | | | | | | | | | | | | | | | | | | | | | | | | | | | | | | | | | | | | | | | | | | | | | | | | | | | | | | | | | | | | | | | | | | | |
| 34 | 218.2 | 8 | 19 | 138 | 126 | 116 | 71 | 34 | 1 | 0 | 0 | 5.19 | | | | | | | | | | | | | | | | | | | | | | | | | | | | | | | | | | | | | | | | | | | | | | | | | | | | | | | | | | | | | | | | | | | | | | | | | | | | | | | | | |
| ERA | W | BB | K | | | | | | | | | | | | | | | | | | | | | | | | | | | | | | | | | | | | | | | | | | | | | | | | | | | | | | | | | | | | | | | | | | | | | | | | | | | | | | | | | | | | | | | | | | |
| 51 | 8 | 71 | 116 | | | | | | | | | | | | | | | | | | | | | | | | | | | | | | | | | | | | | | | | | | | | | | | | | | | | | | | | | | | | | | | | | | | | | | | | | | | | | | | | | | | | | | | | | | |

| | | | | | | | | | | | | | | | | | | | | | | | | | | | | | | | | | | | | | | | | | | | | | | | | | | | |
|--|------|---|----|----|----|----|----|----|----|-----|----|------|------------------------------------|-------|---|---|----|----|----|----|----|----|-----|----|------|----|--|--|--|--|--|--|--|--|--|--|--|--|----|--|--|--|--|--|--|--|--|--|--|--|--|
| 593 | | | | | | | | | | | | | JOHN FARRELL | | | | | | | | | | | | | P | | | | | | | | | | | | | | | | | | | | | | | | | |
| HT: 6'4" WT: 210 THROWS: RIGHT BATS: RIGHT | | | | | | | | | | | | | BORN: 8-4-1962, Monmouth Beach, NJ | | | | | | | | | | | | | | | | | | | | | | | | | | | | | | | | | | | | | | |
| 1993 CALIFORNIA ANGELS PITCHING RECORD | | | | | | | | | | | | | | | | | | | | | | | | | | | | | | | | | | | | | | | | | | | | | | | | | | | |
| G | IP | W | L | R | ER | SO | BB | GS | CG | SHO | SV | ERA | G | IP | W | L | R | ER | SO | BB | GS | CG | SHO | SV | ERA | | | | | | | | | | | | | | | | | | | | | | | | | | |
| 21 | 90.2 | 3 | 12 | 74 | 74 | 45 | 44 | 17 | 0 | 0 | 0 | 7.35 | 18 | 119.2 | 5 | 6 | 42 | 39 | 81 | 36 | 18 | 1 | 1 | 0 | 2.93 | | | | | | | | | | | | | | | | | | | | | | | | | | |
| CARDBOARD BASEBALL RATINGS | | | | | | | | | | | | | | | | | | | | | | | | | | | | | | | | | | | | | | | | | | | | | | | | | | | |
| ERA | | | | | | | | | | | | | W | | | | | | | | | | | | | BB | | | | | | | | | | | | | K | | | | | | | | | | | | |
| 73 | | | | | | | | | | | | | 3 | | | | | | | | | | | | | 44 | | | | | | | | | | | | | 45 | | | | | | | | | | | | |

| | | | | | | | | | | | | | | | | | | | | | | | | | | | | | | | | | | | | | | | | | | | | | | | | | | | |
|--|------|---|----|----|----|----|----|----|----|-----|----|------|--------------------------------|-------|---|---|----|----|----|----|----|----|-----|----|------|----|--|--|--|--|--|--|--|--|--|--|--|--|----|--|--|--|--|--|--|--|--|--|--|--|--|
| 597 | | | | | | | | | | | | | SID FERNANDEZ | | | | | | | | | | | | | P | | | | | | | | | | | | | | | | | | | | | | | | | |
| HT: 6'1" WT: 220 THROWS: LEFT BATS: LEFT | | | | | | | | | | | | | BORN: 10-12-1962, Honolulu, HI | | | | | | | | | | | | | | | | | | | | | | | | | | | | | | | | | | | | | | |
| 1993 NEW YORK METS PITCHING RECORD | | | | | | | | | | | | | | | | | | | | | | | | | | | | | | | | | | | | | | | | | | | | | | | | | | | |
| G | IP | W | L | R | ER | SO | BB | GS | CG | SHO | SV | ERA | G | IP | W | L | R | ER | SO | BB | GS | CG | SHO | SV | ERA | | | | | | | | | | | | | | | | | | | | | | | | | | |
| 21 | 90.2 | 3 | 12 | 74 | 74 | 45 | 44 | 17 | 0 | 0 | 0 | 7.35 | 18 | 119.2 | 5 | 6 | 42 | 39 | 81 | 36 | 18 | 1 | 1 | 0 | 2.93 | | | | | | | | | | | | | | | | | | | | | | | | | | |
| CARDBOARD BASEBALL RATINGS | | | | | | | | | | | | | | | | | | | | | | | | | | | | | | | | | | | | | | | | | | | | | | | | | | | |
| ERA | | | | | | | | | | | | | W | | | | | | | | | | | | | BB | | | | | | | | | | | | | K | | | | | | | | | | | | |
| 29 | | | | | | | | | | | | | 5 | | | | | | | | | | | | | 36 | | | | | | | | | | | | | 81 | | | | | | | | | | | | |

| | | | | | | | | | | | | | | | | | | | | | | | | | | | | | | | | | | | | | | | | | | | | | | | | | | | |
|---|------|---|---|----|----|----|----|----|----|-----|----|------|-------------------------------|------|---|---|----|----|----|----|----|----|-----|----|------|----|--|--|--|--|--|--|--|--|--|--|--|--|----|--|--|--|--|--|--|--|--|--|--|--|--|
| 594 | | | | | | | | | | | | | STEVE FARR | | | | | | | | | | | | | P | | | | | | | | | | | | | | | | | | | | | | | | | |
| HT: 5'10" WT: 198 THROWS: RIGHT BATS: RIGHT | | | | | | | | | | | | | BORN: 12-12-1956, LaPlata, MD | | | | | | | | | | | | | | | | | | | | | | | | | | | | | | | | | | | | | | |
| 1993 NEW YORK YANKEES PITCHING RECORD | | | | | | | | | | | | | | | | | | | | | | | | | | | | | | | | | | | | | | | | | | | | | | | | | | | |
| G | IP | W | L | R | ER | SO | BB | GS | CG | SHO | SV | ERA | G | IP | W | L | R | ER | SO | BB | GS | CG | SHO | SV | ERA | | | | | | | | | | | | | | | | | | | | | | | | | | |
| 49 | 47.1 | 2 | 2 | 22 | 22 | 39 | 28 | 0 | 0 | 0 | 25 | 4.21 | 45 | 59.1 | 3 | 3 | 29 | 22 | 23 | 22 | 0 | 0 | 0 | 0 | 3.34 | | | | | | | | | | | | | | | | | | | | | | | | | | |
| CARDBOARD BASEBALL RATINGS | | | | | | | | | | | | | | | | | | | | | | | | | | | | | | | | | | | | | | | | | | | | | | | | | | | |
| ERA | | | | | | | | | | | | | W | | | | | | | | | | | | | BB | | | | | | | | | | | | | K | | | | | | | | | | | | |
| 42 | | | | | | | | | | | | | 2 | | | | | | | | | | | | | 28 | | | | | | | | | | | | | 39 | | | | | | | | | | | | |

| | | | | | | | | | | | | | | | | | | | | | | | | | | | | | | | | | | | | | | | | | | | | | | | | | | | |
|--|------|---|---|----|----|----|----|----|----|-----|----|------|--------------------------------|------|---|---|----|----|----|----|----|----|-----|----|------|----|--|--|--|--|--|--|--|--|--|--|--|--|----|--|--|--|--|--|--|--|--|--|--|--|--|
| 598 | | | | | | | | | | | | | MIKE FETTERS | | | | | | | | | | | | | P | | | | | | | | | | | | | | | | | | | | | | | | | |
| HT: 6'4" WT: 200 THROWS: RIGHT BATS: RIGHT | | | | | | | | | | | | | BORN: 12-19-1964, Van Nuys, CA | | | | | | | | | | | | | | | | | | | | | | | | | | | | | | | | | | | | | | |
| 1993 MILWAUKEE BREWERS PITCHING RECORD | | | | | | | | | | | | | | | | | | | | | | | | | | | | | | | | | | | | | | | | | | | | | | | | | | | |
| G | IP | W | L | R | ER | SO | BB | GS | CG | SHO | SV | ERA | G | IP | W | L | R | ER | SO | BB | GS | CG | SHO | SV | ERA | | | | | | | | | | | | | | | | | | | | | | | | | | |
| 49 | 47.1 | 2 | 2 | 22 | 22 | 39 | 28 | 0 | 0 | 0 | 25 | 4.21 | 45 | 59.1 | 3 | 3 | 29 | 22 | 23 | 22 | 0 | 0 | 0 | 0 | 3.34 | | | | | | | | | | | | | | | | | | | | | | | | | | |
| CARDBOARD BASEBALL RATINGS | | | | | | | | | | | | | | | | | | | | | | | | | | | | | | | | | | | | | | | | | | | | | | | | | | | |
| ERA | | | | | | | | | | | | | W | | | | | | | | | | | | | BB | | | | | | | | | | | | | K | | | | | | | | | | | | |
| 33 | | | | | | | | | | | | | 3 | | | | | | | | | | | | | 22 | | | | | | | | | | | | | 23 | | | | | | | | | | | | |

| | | | | | | | | | | | | | | | | | | | | | | | | | | | | | | | | | | | | | | | | | | | | | | | | | | | |
|--|-------|----|---|----|----|-----|----|----|----|-----|----|------|---------------------------------|-------|----|----|-----|----|-----|----|----|----|-----|----|------|----|--|--|--|--|--|--|--|--|--|--|--|--|-----|--|--|--|--|--|--|--|--|--|--|--|--|
| 595 | | | | | | | | | | | | | JEFF FASSERO | | | | | | | | | | | | | P | | | | | | | | | | | | | | | | | | | | | | | | | |
| HT: 6'1" WT: 180 THROWS: LEFT BATS: LEFT | | | | | | | | | | | | | BORN: 1-5-1963, Springfield, IL | | | | | | | | | | | | | | | | | | | | | | | | | | | | | | | | | | | | | | |
| 1993 MONTREAL EXPOS PITCHING RECORD | | | | | | | | | | | | | | | | | | | | | | | | | | | | | | | | | | | | | | | | | | | | | | | | | | | |
| G | IP | W | L | R | ER | SO | BB | GS | CG | SHO | SV | ERA | G | IP | W | L | R | ER | SO | BB | GS | CG | SHO | SV | ERA | | | | | | | | | | | | | | | | | | | | | | | | | | |
| 56 | 149.2 | 12 | 5 | 50 | 38 | 140 | 54 | 15 | 1 | 0 | 1 | 2.29 | 35 | 251.1 | 16 | 14 | 108 | 88 | 187 | 82 | 35 | 13 | 2 | 0 | 3.15 | | | | | | | | | | | | | | | | | | | | | | | | | | |
| CARDBOARD BASEBALL RATINGS | | | | | | | | | | | | | | | | | | | | | | | | | | | | | | | | | | | | | | | | | | | | | | | | | | | |
| ERA | | | | | | | | | | | | | W | | | | | | | | | | | | | BB | | | | | | | | | | | | | K | | | | | | | | | | | | |
| 22 | | | | | | | | | | | | | 12 | | | | | | | | | | | | | 54 | | | | | | | | | | | | | 140 | | | | | | | | | | | | |

| | | | | | | | | | | | | | | | | | | | | | | | | | | | | | | | | | | | | | | | | | | | | | | | | | | | |
|--|-------|----|----|-----|----|-----|----|----|----|-----|----|------|------------------------------|-------|----|----|-----|----|-----|----|----|----|-----|----|------|----|--|--|--|--|--|--|--|--|--|--|--|--|-----|--|--|--|--|--|--|--|--|--|--|--|--|
| 599 | | | | | | | | | | | | | CHUCK FINLEY | | | | | | | | | | | | | P | | | | | | | | | | | | | | | | | | | | | | | | | |
| HT: 6'6" WT: 220 THROWS: LEFT BATS: LEFT | | | | | | | | | | | | | BORN: 11-26-1962, Monroe, LA | | | | | | | | | | | | | | | | | | | | | | | | | | | | | | | | | | | | | | |
| 1993 CALIFORNIA ANGELS PITCHING RECORD | | | | | | | | | | | | | | | | | | | | | | | | | | | | | | | | | | | | | | | | | | | | | | | | | | | |
| G | IP | W | L | R | ER | SO | BB | GS | CG | SHO | SV | ERA | G | IP | W | L | R | ER | SO | BB | GS | CG | SHO | SV | ERA | | | | | | | | | | | | | | | | | | | | | | | | | | |
| 35 | 251.1 | 16 | 14 | 108 | 88 | 187 | 82 | 35 | 13 | 2 | 0 | 3.15 | 35 | 251.1 | 16 | 14 | 108 | 88 | 187 | 82 | 35 | 13 | 2 | 0 | 3.15 | | | | | | | | | | | | | | | | | | | | | | | | | | |
| CARDBOARD BASEBALL RATINGS | | | | | | | | | | | | | | | | | | | | | | | | | | | | | | | | | | | | | | | | | | | | | | | | | | | |
| ERA | | | | | | | | | | | | | W | | | | | | | | | | | | | BB | | | | | | | | | | | | | K | | | | | | | | | | | | |
| 31 | | | | | | | | | | | | | 16 | | | | | | | | | | | | | 82 | | | | | | | | | | | | | 187 | | | | | | | | | | | | |

| | | | | | | | | | | | | | | | | | | | | | | | | | | | | | | | | | | | | | | | | | | | | | | | | | | | |
|--|-------|----|---|----|----|-----|----|----|----|-----|----|------|----------------------------------|-------|----|---|----|----|----|----|----|----|-----|----|------|----|--|--|--|--|--|--|--|--|--|--|--|--|-----|--|--|--|--|--|--|--|--|--|--|--|--|
| 596 | | | | | | | | | | | | | ALEX FERNANDEZ | | | | | | | | | | | | | P | | | | | | | | | | | | | | | | | | | | | | | | | |
| HT: 6'2" WT: 200 THROWS: RIGHT BATS: RIGHT | | | | | | | | | | | | | BORN: 8-13-1969, Miami Beach, FL | | | | | | | | | | | | | | | | | | | | | | | | | | | | | | | | | | | | | | |
| 1993 CHICAGO WHITE SOX PITCHING RECORD | | | | | | | | | | | | | | | | | | | | | | | | | | | | | | | | | | | | | | | | | | | | | | | | | | | |
| G | IP | W | L | R | ER | SO | BB | GS | CG | SHO | SV | ERA | G | IP | W | L | R | ER | SO | BB | GS | CG | SHO | SV | ERA | | | | | | | | | | | | | | | | | | | | | | | | | | |
| 34 | 247.1 | 18 | 9 | 95 | 86 | 169 | 67 | 34 | 3 | 1 | 0 | 3.13 | 26 | 167.1 | 12 | 5 | 84 | 81 | 75 | 67 | 26 | 1 | 1 | 0 | 4.36 | | | | | | | | | | | | | | | | | | | | | | | | | | |
| CARDBOARD BASEBALL RATINGS | | | | | | | | | | | | | | | | | | | | | | | | | | | | | | | | | | | | | | | | | | | | | | | | | | | |
| ERA | | | | | | | | | | | | | W | | | | | | | | | | | | | BB | | | | | | | | | | | | | K | | | | | | | | | | | | |
| 31 | | | | | | | | | | | | | 18 | | | | | | | | | | | | | 67 | | | | | | | | | | | | | 169 | | | | | | | | | | | | |

| | | | | | | | | | | | | | | | | | | | | | | | | | | | | | | | | | | | | | | | | | | | | | | | | | | | |
|--|-------|----|---|----|----|----|----|----|----|-----|----|------|--------------------------------------|-------|----|---|----|----|----|----|----|----|-----|----|------|----|--|--|--|--|--|--|--|--|--|--|--|--|----|--|--|--|--|--|--|--|--|--|--|--|--|
| 600 | | | | | | | | | | | | | DAVE FLEMING | | | | | | | | | | | | | P | | | | | | | | | | | | | | | | | | | | | | | | | |
| HT: 6'3" WT: 200 THROWS: LEFT BATS: LEFT | | | | | | | | | | | | | BORN: 11-7-1969, Jackson Heights, NY | | | | | | | | | | | | | | | | | | | | | | | | | | | | | | | | | | | | | | |
| 1993 SEATTLE MARINERS PITCHING RECORD | | | | | | | | | | | | | | | | | | | | | | | | | | | | | | | | | | | | | | | | | | | | | | | | | | | |
| G | IP | W | L | R | ER | SO | BB | GS | CG | SHO | SV | ERA | G | IP | W | L | R | ER | SO | BB | GS | CG | SHO | SV | ERA | | | | | | | | | | | | | | | | | | | | | | | | | | |
| 26 | 167.1 | 12 | 5 | 84 | 81 | 75 | 67 | 26 | 1 | 1 | 0 | 4.36 | 26 | 167.1 | 12 | 5 | 84 | 81 | 75 | 67 | 26 | 1 | 1 | 0 | 4.36 | | | | | | | | | | | | | | | | | | | | | | | | | | |
| CARDBOARD BASEBALL RATINGS | | | | | | | | | | | | | | | | | | | | | | | | | | | | | | | | | | | | | | | | | | | | | | | | | | | |
| ERA | | | | | | | | | | | | | W | | | | | | | | | | | | | BB | | | | | | | | | | | | | K | | | | | | | | | | | | |
| 43 | | | | | | | | | | | | | 12 | | | | | | | | | | | | | 67 | | | | | | | | | | | | | 75 | | | | | | | | | | | | |

| | | | | | | | | | | | | | | | | | | | | | | | | | | | | | | | | | | | | | | | | | | | | | | | | | | | |
|--|------|---|---|----|----|----|----|----|----|-----|----|------|-------------------------------|------|---|---|----|----|----|----|----|----|-----|----|------|----|--|--|--|--|--|--|--|--|--|--|--|--|----|--|--|--|--|--|--|--|--|--|--|--|--|
| 601 | | | | | | | | | | | | | TONY FOSSAS | | | | | | | | | | | | | P | | | | | | | | | | | | | | | | | | | | | | | | | |
| HT: 6'0" WT: 195 THROWS: LEFT BATS: LEFT | | | | | | | | | | | | | BORN: 9-23-1957, Havana, Cuba | | | | | | | | | | | | | | | | | | | | | | | | | | | | | | | | | | | | | | |
| 1993 BOSTON RED SOX PITCHING RECORD | | | | | | | | | | | | | | | | | | | | | | | | | | | | | | | | | | | | | | | | | | | | | | | | | | | |
| G | IP | W | L | R | ER | SO | BB | GS | CG | SHO | SV | ERA | G | IP | W | L | R | ER | SO | BB | GS | CG | SHO | SV | ERA | | | | | | | | | | | | | | | | | | | | | | | | | | |
| 71 | 40.1 | 1 | 1 | 28 | 23 | 39 | 15 | 0 | 0 | 0 | 0 | 5.18 | 21 | 23.2 | 2 | 0 | 16 | 16 | 25 | 10 | 0 | 0 | 0 | 0 | 6.08 | | | | | | | | | | | | | | | | | | | | | | | | | | |
| CARDBOARD BASEBALL RATINGS | | | | | | | | | | | | | | | | | | | | | | | | | | | | | | | | | | | | | | | | | | | | | | | | | | | |
| ERA | | | | | | | | | | | | | W | | | | | | | | | | | | | BB | | | | | | | | | | | | | K | | | | | | | | | | | | |
| 51 | | | | | | | | | | | | | 1 | | | | | | | | | | | | | 15 | | | | | | | | | | | | | 39 | | | | | | | | | | | | |

| | | | | | | | | | | | | | | | | | | | | | | | | | | | | | | | | | | | | | | | | | | | | | | | | | | | |
|--|------|---|---|----|----|----|----|----|----|-----|----|------|------------------------------|----|---|---|---|----|----|----|----|----|-----|----|-----|----|--|--|--|--|--|--|--|--|--|--|--|--|----|--|--|--|--|--|--|--|--|--|--|--|--|
| 605 | | | | | | | | | | | | | MARVIN FREEMAN | | | | | | | | | | | | | P | | | | | | | | | | | | | | | | | | | | | | | | | |
| HT: 6'7" WT: 200 THROWS: RIGHT BATS: RIGHT | | | | | | | | | | | | | BORN: 4-10-1963, Chicago, IL | | | | | | | | | | | | | | | | | | | | | | | | | | | | | | | | | | | | | | |
| 1993 ATLANTA BRAVES PITCHING RECORD | | | | | | | | | | | | | | | | | | | | | | | | | | | | | | | | | | | | | | | | | | | | | | | | | | | |
| G | IP | W | L | R | ER | SO | BB | GS | CG | SHO | SV | ERA | G | IP | W | L | R | ER | SO | BB | GS | CG | SHO | SV | ERA | | | | | | | | | | | | | | | | | | | | | | | | | | |
| 21 | 23.2 | 2 | 0 | 16 | 16 | 25 | 10 | 0 | 0 | 0 | 0 | 6.08 | | | | | | | | | | | | | | | | | | | | | | | | | | | | | | | | | | | | | | | |
| CARDBOARD BASEBALL RATINGS | | | | | | | | | | | | | | | | | | | | | | | | | | | | | | | | | | | | | | | | | | | | | | | | | | | |
| ERA | | | | | | | | | | | | | W | | | | | | | | | | | | | BB | | | | | | | | | | | | | K | | | | | | | | | | | | |
| 60 | | | | | | | | | | | | | 2 | | | | | | | | | | | | | 10 | | | | | | | | | | | | | 25 | | | | | | | | | | | | |

| | | | | | | | | | | | | | | | | | | | | | | | | | | | | | | | | | | | | | | | | | | | | | | | | | | | |
|--|------|---|---|---|----|----|----|----|----|-----|----|------|-----------------------------|------|---|---|----|----|----|----|----|----|-----|----|------|----|--|--|--|--|--|--|--|--|--|--|--|--|----|--|--|--|--|--|--|--|--|--|--|--|--|
| 602 | | | | | | | | | | | | | STEVE FOSTER | | | | | | | | | | | | | P | | | | | | | | | | | | | | | | | | | | | | | | | |
| HT: 6'0" WT: 180 THROWS: RIGHT BATS: RIGHT | | | | | | | | | | | | | BORN: 8-16-1966, Dallas, TX | | | | | | | | | | | | | | | | | | | | | | | | | | | | | | | | | | | | | | |
| 1993 CINCINNATI REDS PITCHING RECORD | | | | | | | | | | | | | | | | | | | | | | | | | | | | | | | | | | | | | | | | | | | | | | | | | | | |
| G | IP | W | L | R | ER | SO | BB | GS | CG | SHO | SV | ERA | G | IP | W | L | R | ER | SO | BB | GS | CG | SHO | SV | ERA | | | | | | | | | | | | | | | | | | | | | | | | | | |
| 17 | 25.2 | 2 | 2 | 8 | 5 | 16 | 5 | 0 | 0 | 0 | 0 | 1.75 | 55 | 48.1 | 2 | 3 | 20 | 16 | 22 | 26 | 0 | 0 | 0 | 13 | 2.98 | | | | | | | | | | | | | | | | | | | | | | | | | | |
| CARDBOARD BASEBALL RATINGS | | | | | | | | | | | | | | | | | | | | | | | | | | | | | | | | | | | | | | | | | | | | | | | | | | | |
| ERA | | | | | | | | | | | | | W | | | | | | | | | | | | | BB | | | | | | | | | | | | | K | | | | | | | | | | | | |
| 17 | | | | | | | | | | | | | 2 | | | | | | | | | | | | | 5 | | | | | | | | | | | | | 16 | | | | | | | | | | | | |

| | | | | | | | | | | | | | | | | | | | | | | | | | | | | | | | | | | | | | | | | | | | | | | | | | | | |
|---|------|---|---|----|----|----|----|----|----|-----|----|------|----------------------------------|----|---|---|---|----|----|----|----|----|-----|----|-----|----|--|--|--|--|--|--|--|--|--|--|--|--|----|--|--|--|--|--|--|--|--|--|--|--|--|
| 606 | | | | | | | | | | | | | STEVE FREY | | | | | | | | | | | | | P | | | | | | | | | | | | | | | | | | | | | | | | | |
| HT: 5'9" WT: 170 THROWS: LEFT BATS: RIGHT | | | | | | | | | | | | | BORN: 7-29-1963, Meadowbrook, PA | | | | | | | | | | | | | | | | | | | | | | | | | | | | | | | | | | | | | | |
| 1993 CALIFORNIA ANGELS PITCHING RECORD | | | | | | | | | | | | | | | | | | | | | | | | | | | | | | | | | | | | | | | | | | | | | | | | | | | |
| G | IP | W | L | R | ER | SO | BB | GS | CG | SHO | SV | ERA | G | IP | W | L | R | ER | SO | BB | GS | CG | SHO | SV | ERA | | | | | | | | | | | | | | | | | | | | | | | | | | |
| 55 | 48.1 | 2 | 3 | 20 | 16 | 22 | 26 | 0 | 0 | 0 | 13 | 2.98 | | | | | | | | | | | | | | | | | | | | | | | | | | | | | | | | | | | | | | | |
| CARDBOARD BASEBALL RATINGS | | | | | | | | | | | | | | | | | | | | | | | | | | | | | | | | | | | | | | | | | | | | | | | | | | | |
| ERA | | | | | | | | | | | | | W | | | | | | | | | | | | | BB | | | | | | | | | | | | | K | | | | | | | | | | | | |
| 29 | | | | | | | | | | | | | 2 | | | | | | | | | | | | | 26 | | | | | | | | | | | | | 22 | | | | | | | | | | | | |

| | | | | | | | | | | | | | | | | | | | | | | | | | | | | | | | | | | | | | | | | | | | | | | | | | | | |
|---|------|---|---|----|----|----|----|----|----|-----|----|------|-------------------------------|------|---|---|----|----|----|----|----|----|-----|----|------|----|--|--|--|--|--|--|--|--|--|--|--|--|----|--|--|--|--|--|--|--|--|--|--|--|--|
| 603 | | | | | | | | | | | | | JOHN FRANCO | | | | | | | | | | | | | P | | | | | | | | | | | | | | | | | | | | | | | | | |
| HT: 5'10" WT: 170 THROWS: LEFT BATS: LEFT | | | | | | | | | | | | | BORN: 9-17-1960, Brooklyn, NY | | | | | | | | | | | | | | | | | | | | | | | | | | | | | | | | | | | | | | |
| 1993 NEW YORK METS PITCHING RECORD | | | | | | | | | | | | | | | | | | | | | | | | | | | | | | | | | | | | | | | | | | | | | | | | | | | |
| G | IP | W | L | R | ER | SO | BB | GS | CG | SHO | SV | ERA | G | IP | W | L | R | ER | SO | BB | GS | CG | SHO | SV | ERA | | | | | | | | | | | | | | | | | | | | | | | | | | |
| 35 | 36.1 | 4 | 3 | 24 | 21 | 29 | 19 | 0 | 0 | 0 | 10 | 5.20 | 70 | 96.1 | 6 | 7 | 47 | 41 | 50 | 44 | 0 | 0 | 0 | 3 | 3.83 | | | | | | | | | | | | | | | | | | | | | | | | | | |
| CARDBOARD BASEBALL RATINGS | | | | | | | | | | | | | | | | | | | | | | | | | | | | | | | | | | | | | | | | | | | | | | | | | | | |
| ERA | | | | | | | | | | | | | W | | | | | | | | | | | | | BB | | | | | | | | | | | | | K | | | | | | | | | | | | |
| 52 | | | | | | | | | | | | | 4 | | | | | | | | | | | | | 19 | | | | | | | | | | | | | 29 | | | | | | | | | | | | |

| | | | | | | | | | | | | | | | | | | | | | | | | | | | | | | | | | | | | | | | | | | | | | | | | | | | |
|--|------|---|---|----|----|----|----|----|----|-----|----|------|--------------------------------|----|---|---|---|----|----|----|----|----|-----|----|-----|----|--|--|--|--|--|--|--|--|--|--|--|--|----|--|--|--|--|--|--|--|--|--|--|--|--|
| 607 | | | | | | | | | | | | | TODD FROHWIRTH | | | | | | | | | | | | | P | | | | | | | | | | | | | | | | | | | | | | | | | |
| HT: 6'4" WT: 190 THROWS: RIGHT BATS: RIGHT | | | | | | | | | | | | | BORN: 9-28-1962, Milwaukee, WI | | | | | | | | | | | | | | | | | | | | | | | | | | | | | | | | | | | | | | |
| 1993 BALTIMORE ORIOLES PITCHING RECORD | | | | | | | | | | | | | | | | | | | | | | | | | | | | | | | | | | | | | | | | | | | | | | | | | | | |
| G | IP | W | L | R | ER | SO | BB | GS | CG | SHO | SV | ERA | G | IP | W | L | R | ER | SO | BB | GS | CG | SHO | SV | ERA | | | | | | | | | | | | | | | | | | | | | | | | | | |
| 70 | 96.1 | 6 | 7 | 47 | 41 | 50 | 44 | 0 | 0 | 0 | 3 | 3.83 | | | | | | | | | | | | | | | | | | | | | | | | | | | | | | | | | | | | | | | |
| CARDBOARD BASEBALL RATINGS | | | | | | | | | | | | | | | | | | | | | | | | | | | | | | | | | | | | | | | | | | | | | | | | | | | |
| ERA | | | | | | | | | | | | | W | | | | | | | | | | | | | BB | | | | | | | | | | | | | K | | | | | | | | | | | | |
| 38 | | | | | | | | | | | | | 6 | | | | | | | | | | | | | 44 | | | | | | | | | | | | | 50 | | | | | | | | | | | | |

| | | | | | | | | | | | | | | | | | | | | | | | | | | | | | | | | | | | | | | | | | | | | | | | | | | | |
|--|------|---|---|----|----|----|----|----|----|-----|----|------|---------------------------------|------|---|---|----|----|----|----|----|----|-----|----|------|----|--|--|--|--|--|--|--|--|--|--|--|--|----|--|--|--|--|--|--|--|--|--|--|--|--|
| 604 | | | | | | | | | | | | | SCOTT FREDRICKSON | | | | | | | | | | | | | P | | | | | | | | | | | | | | | | | | | | | | | | | |
| HT: 6'3" WT: 220 THROWS: RIGHT BATS: RIGHT | | | | | | | | | | | | | BORN: 8-19-1967, Manchester, NH | | | | | | | | | | | | | | | | | | | | | | | | | | | | | | | | | | | | | | |
| 1993 COLORADO ROCKIES PITCHING RECORD | | | | | | | | | | | | | | | | | | | | | | | | | | | | | | | | | | | | | | | | | | | | | | | | | | | |
| G | IP | W | L | R | ER | SO | BB | GS | CG | SHO | SV | ERA | G | IP | W | L | R | ER | SO | BB | GS | CG | SHO | SV | ERA | | | | | | | | | | | | | | | | | | | | | | | | | | |
| 25 | 29.1 | 0 | 1 | 25 | 20 | 20 | 17 | 0 | 0 | 0 | 0 | 6.21 | 34 | 49.1 | 2 | 3 | 33 | 27 | 25 | 26 | 2 | 0 | 0 | 0 | 4.93 | | | | | | | | | | | | | | | | | | | | | | | | | | |
| CARDBOARD BASEBALL RATINGS | | | | | | | | | | | | | | | | | | | | | | | | | | | | | | | | | | | | | | | | | | | | | | | | | | | |
| ERA | | | | | | | | | | | | | W | | | | | | | | | | | | | BB | | | | | | | | | | | | | K | | | | | | | | | | | | |
| 62 | | | | | | | | | | | | | 0 | | | | | | | | | | | | | 17 | | | | | | | | | | | | | 20 | | | | | | | | | | | | |

| | | | | | | | | | | | | | | | | | | | | | | | | | | | | | | | | | | | | | | | | | | | | | | | | | | | |
|---|------|---|---|----|----|----|----|----|----|-----|----|------|-----------------------------------|----|---|---|---|----|----|----|----|----|-----|----|-----|----|--|--|--|--|--|--|--|--|--|--|--|--|----|--|--|--|--|--|--|--|--|--|--|--|--|
| 608 | | | | | | | | | | | | | MIKE GARDINER | | | | | | | | | | | | | P | | | | | | | | | | | | | | | | | | | | | | | | | |
| HT: 6'0" WT: 185 THROWS: RIGHT BATS: BOTH | | | | | | | | | | | | | BORN: 10-19-1965, Sarnia, ON, CAN | | | | | | | | | | | | | | | | | | | | | | | | | | | | | | | | | | | | | | |
| 1993 DETROIT TIGERS PITCHING RECORD | | | | | | | | | | | | | | | | | | | | | | | | | | | | | | | | | | | | | | | | | | | | | | | | | | | |
| G | IP | W | L | R | ER | SO | BB | GS | CG | SHO | SV | ERA | G | IP | W | L | R | ER | SO | BB | GS | CG | SHO | SV | ERA | | | | | | | | | | | | | | | | | | | | | | | | | | |
| 34 | 49.1 | 2 | 3 | 33 | 27 | 25 | 26 | 2 | 0 | 0 | 0 | 4.93 | | | | | | | | | | | | | | | | | | | | | | | | | | | | | | | | | | | | | | | |
| CARDBOARD BASEBALL RATINGS | | | | | | | | | | | | | | | | | | | | | | | | | | | | | | | | | | | | | | | | | | | | | | | | | | | |
| ERA | | | | | | | | | | | | | W | | | | | | | | | | | | | BB | | | | | | | | | | | | | K | | | | | | | | | | | | |
| 49 | | | | | | | | | | | | | 2 | | | | | | | | | | | | | 26 | | | | | | | | | | | | | 25 | | | | | | | | | | | | |

| | | | | | | | | | | | | | | | | | | | | | | | | | | | | | | | | | | | | | | | | | | | | | | | | | | | |
|--|------|---|---|----|----|----|----|----|----|-----|----|------|---------------------------------|------|---|---|----|----|----|----|----|----|-----|----|------|----|--|--|--|--|--|--|--|--|--|--|--|--|----|--|--|--|--|--|--|--|--|--|--|--|--|
| 609 | | | | | | | | | | | | | MARK GARDNER | | | | | | | | | | | | | P | | | | | | | | | | | | | | | | | | | | | | | | | |
| HT: 6'1" WT: 190 THROWS: RIGHT BATS: RIGHT | | | | | | | | | | | | | BORN: 3-1-1962, Los Angeles, CA | | | | | | | | | | | | | | | | | | | | | | | | | | | | | | | | | | | | | | |
| 1993 KANSAS CITY ROYALS PITCHING RECORD | | | | | | | | | | | | | | | | | | | | | | | | | | | | | | | | | | | | | | | | | | | | | | | | | | | |
| G | IP | W | L | R | ER | SO | BB | GS | CG | SHO | SV | ERA | G | IP | W | L | R | ER | SO | BB | GS | CG | SHO | SV | ERA | | | | | | | | | | | | | | | | | | | | | | | | | | |
| 17 | 91.2 | 4 | 6 | 65 | 63 | 54 | 36 | 16 | 0 | 0 | 0 | 6.19 | 27 | 31.2 | 1 | 2 | 19 | 18 | 26 | 19 | 1 | 0 | 0 | 0 | 5.12 | | | | | | | | | | | | | | | | | | | | | | | | | | |
| CARDBOARD BASEBALL RATINGS | | | | | | | | | | | | | | | | | | | | | | | | | | | | | | | | | | | | | | | | | | | | | | | | | | | |
| ERA | | | | | | | | | | | | | W | | | | | | | | | | | | | BB | | | | | | | | | | | | | K | | | | | | | | | | | | |
| 61 | | | | | | | | | | | | | 4 | | | | | | | | | | | | | 36 | | | | | | | | | | | | | 54 | | | | | | | | | | | | |

| | | | | | | | | | | | | | | | | | | | | | | | | | | | | | | | | | | | | | | | | | | | | | | | | | | | |
|--|------|---|---|----|----|----|----|----|----|-----|----|------|--------------------------------|------|---|---|----|----|----|----|----|----|-----|----|------|----|--|--|--|--|--|--|--|--|--|--|--|--|----|--|--|--|--|--|--|--|--|--|--|--|--|
| 613 | | | | | | | | | | | | | PAT GOMEZ | | | | | | | | | | | | | P | | | | | | | | | | | | | | | | | | | | | | | | | |
| HT: 6'0" WT: 190 THROWS: LEFT BATS: LEFT | | | | | | | | | | | | | BORN: 3-17-1968, Roseville, CA | | | | | | | | | | | | | | | | | | | | | | | | | | | | | | | | | | | | | | |
| 1993 SAN DIEGO PADRES PITCHING RECORD | | | | | | | | | | | | | | | | | | | | | | | | | | | | | | | | | | | | | | | | | | | | | | | | | | | |
| G | IP | W | L | R | ER | SO | BB | GS | CG | SHO | SV | ERA | G | IP | W | L | R | ER | SO | BB | GS | CG | SHO | SV | ERA | | | | | | | | | | | | | | | | | | | | | | | | | | |
| 27 | 31.2 | 1 | 2 | 19 | 18 | 26 | 19 | 1 | 0 | 0 | 0 | 5.12 | 27 | 31.2 | 1 | 2 | 19 | 18 | 26 | 19 | 1 | 0 | 0 | 0 | 5.12 | | | | | | | | | | | | | | | | | | | | | | | | | | |
| CARDBOARD BASEBALL RATINGS | | | | | | | | | | | | | | | | | | | | | | | | | | | | | | | | | | | | | | | | | | | | | | | | | | | |
| ERA | | | | | | | | | | | | | W | | | | | | | | | | | | | BB | | | | | | | | | | | | | K | | | | | | | | | | | | |
| 51 | | | | | | | | | | | | | 1 | | | | | | | | | | | | | 19 | | | | | | | | | | | | | 26 | | | | | | | | | | | | |

| | | | | | | | | | | | | | | | | | | | | | | | | | | | | | | | | | | | | | | | | | | | | | | | | | | | |
|---|------|---|---|----|----|----|----|----|----|-----|----|------|---------------------------------|-------|----|----|----|----|-----|----|----|----|-----|----|------|----|--|--|--|--|--|--|--|--|--|--|--|--|----|--|--|--|--|--|--|--|--|--|--|--|--|
| 610 | | | | | | | | | | | | | PAUL GIBSON | | | | | | | | | | | | | P | | | | | | | | | | | | | | | | | | | | | | | | | |
| HT: 6'0" WT: 165 THROWS: LEFT BATS: RIGHT | | | | | | | | | | | | | BORN: 1-4-1960, Southampton, NY | | | | | | | | | | | | | | | | | | | | | | | | | | | | | | | | | | | | | | |
| 1993 NEW YORK YANKEES PITCHING RECORD | | | | | | | | | | | | | | | | | | | | | | | | | | | | | | | | | | | | | | | | | | | | | | | | | | | |
| G | IP | W | L | R | ER | SO | BB | GS | CG | SHO | SV | ERA | G | IP | W | L | R | ER | SO | BB | GS | CG | SHO | SV | ERA | | | | | | | | | | | | | | | | | | | | | | | | | | |
| 28 | 44.1 | 3 | 1 | 21 | 17 | 37 | 11 | 0 | 0 | 0 | 0 | 3.48 | 29 | 208.2 | 12 | 15 | 89 | 80 | 149 | 61 | 29 | 7 | 2 | 0 | 3.45 | | | | | | | | | | | | | | | | | | | | | | | | | | |
| CARDBOARD BASEBALL RATINGS | | | | | | | | | | | | | | | | | | | | | | | | | | | | | | | | | | | | | | | | | | | | | | | | | | | |
| ERA | | | | | | | | | | | | | W | | | | | | | | | | | | | BB | | | | | | | | | | | | | K | | | | | | | | | | | | |
| 34 | | | | | | | | | | | | | 3 | | | | | | | | | | | | | 11 | | | | | | | | | | | | | 37 | | | | | | | | | | | | |

| | | | | | | | | | | | | | | | | | | | | | | | | | | | | | | | | | | | | | | | | | | | | | | | | | | | |
|--|-------|----|----|----|----|-----|----|----|----|-----|----|------|-----------------------------|-------|----|----|----|----|-----|----|----|----|-----|----|------|----|--|--|--|--|--|--|--|--|--|--|--|--|-----|--|--|--|--|--|--|--|--|--|--|--|--|
| 614 | | | | | | | | | | | | | DWIGHT GOODEN | | | | | | | | | | | | | P | | | | | | | | | | | | | | | | | | | | | | | | | |
| HT: 6'2" WT: 190 THROWS: RIGHT BATS: RIGHT | | | | | | | | | | | | | BORN: 11-16-1964, Tampa, FL | | | | | | | | | | | | | | | | | | | | | | | | | | | | | | | | | | | | | | |
| 1993 NEW YORK METS PITCHING RECORD | | | | | | | | | | | | | | | | | | | | | | | | | | | | | | | | | | | | | | | | | | | | | | | | | | | |
| G | IP | W | L | R | ER | SO | BB | GS | CG | SHO | SV | ERA | G | IP | W | L | R | ER | SO | BB | GS | CG | SHO | SV | ERA | | | | | | | | | | | | | | | | | | | | | | | | | | |
| 29 | 208.2 | 12 | 15 | 89 | 80 | 149 | 61 | 29 | 7 | 2 | 0 | 3.45 | 29 | 208.2 | 12 | 15 | 89 | 80 | 149 | 61 | 29 | 7 | 2 | 0 | 3.45 | | | | | | | | | | | | | | | | | | | | | | | | | | |
| CARDBOARD BASEBALL RATINGS | | | | | | | | | | | | | | | | | | | | | | | | | | | | | | | | | | | | | | | | | | | | | | | | | | | |
| ERA | | | | | | | | | | | | | W | | | | | | | | | | | | | BB | | | | | | | | | | | | | K | | | | | | | | | | | | |
| 34 | | | | | | | | | | | | | 12 | | | | | | | | | | | | | 61 | | | | | | | | | | | | | 149 | | | | | | | | | | | | |

| | | | | | | | | | | | | | | | | | | | | | | | | | | | | | | | | | | | | | | | | | | | | | | | | | | | |
|--|-------|----|---|----|----|-----|----|----|----|-----|----|------|------------------------------|-------|----|---|----|----|-----|----|----|----|-----|----|------|----|--|--|--|--|--|--|--|--|--|--|--|--|-----|--|--|--|--|--|--|--|--|--|--|--|--|
| 611 | | | | | | | | | | | | | TOM GLAVINE | | | | | | | | | | | | | P | | | | | | | | | | | | | | | | | | | | | | | | | |
| HT: 6'0" WT: 175 THROWS: LEFT BATS: LEFT | | | | | | | | | | | | | BORN: 3-25-1966, Concord, MA | | | | | | | | | | | | | | | | | | | | | | | | | | | | | | | | | | | | | | |
| 1993 ATLANTA BRAVES PITCHING RECORD | | | | | | | | | | | | | | | | | | | | | | | | | | | | | | | | | | | | | | | | | | | | | | | | | | | |
| G | IP | W | L | R | ER | SO | BB | GS | CG | SHO | SV | ERA | G | IP | W | L | R | ER | SO | BB | GS | CG | SHO | SV | ERA | | | | | | | | | | | | | | | | | | | | | | | | | | |
| 36 | 239.1 | 22 | 6 | 91 | 85 | 120 | 90 | 36 | 4 | 2 | 0 | 3.20 | 48 | 155.2 | 12 | 6 | 65 | 62 | 143 | 77 | 14 | 2 | 0 | 1 | 3.58 | | | | | | | | | | | | | | | | | | | | | | | | | | |
| CARDBOARD BASEBALL RATINGS | | | | | | | | | | | | | | | | | | | | | | | | | | | | | | | | | | | | | | | | | | | | | | | | | | | |
| ERA | | | | | | | | | | | | | W | | | | | | | | | | | | | BB | | | | | | | | | | | | | K | | | | | | | | | | | | |
| 32 | | | | | | | | | | | | | 22 | | | | | | | | | | | | | 90 | | | | | | | | | | | | | 120 | | | | | | | | | | | | |

| | | | | | | | | | | | | | | | | | | | | | | | | | | | | | | | | | | | | | | | | | | | | | | | | | | | |
|--|-------|----|---|----|----|-----|----|----|----|-----|----|------|-------------------------------|-------|----|---|----|----|-----|----|----|----|-----|----|------|----|--|--|--|--|--|--|--|--|--|--|--|--|-----|--|--|--|--|--|--|--|--|--|--|--|--|
| 615 | | | | | | | | | | | | | TOM GORDON | | | | | | | | | | | | | P | | | | | | | | | | | | | | | | | | | | | | | | | |
| HT: 5'9" WT: 160 THROWS: RIGHT BATS: RIGHT | | | | | | | | | | | | | BORN: 11-18-1967, Sebring, FL | | | | | | | | | | | | | | | | | | | | | | | | | | | | | | | | | | | | | | |
| 1993 KANSAS CITY ROYALS PITCHING RECORD | | | | | | | | | | | | | | | | | | | | | | | | | | | | | | | | | | | | | | | | | | | | | | | | | | | |
| G | IP | W | L | R | ER | SO | BB | GS | CG | SHO | SV | ERA | G | IP | W | L | R | ER | SO | BB | GS | CG | SHO | SV | ERA | | | | | | | | | | | | | | | | | | | | | | | | | | |
| 48 | 155.2 | 12 | 6 | 65 | 62 | 143 | 77 | 14 | 2 | 0 | 1 | 3.58 | 48 | 155.2 | 12 | 6 | 65 | 62 | 143 | 77 | 14 | 2 | 0 | 1 | 3.58 | | | | | | | | | | | | | | | | | | | | | | | | | | |
| CARDBOARD BASEBALL RATINGS | | | | | | | | | | | | | | | | | | | | | | | | | | | | | | | | | | | | | | | | | | | | | | | | | | | |
| ERA | | | | | | | | | | | | | W | | | | | | | | | | | | | BB | | | | | | | | | | | | | K | | | | | | | | | | | | |
| 35 | | | | | | | | | | | | | 12 | | | | | | | | | | | | | 77 | | | | | | | | | | | | | 143 | | | | | | | | | | | | |

| | | | | | | | | | | | | | | | | | | | | | | | | | | | | | | | | | | | | | | | | | | | | | | | | | | | |
|--|------|---|---|----|----|----|----|----|----|-----|----|------|-----------------------------------|------|---|---|----|----|----|----|----|----|-----|----|------|----|--|--|--|--|--|--|--|--|--|--|--|--|----|--|--|--|--|--|--|--|--|--|--|--|--|
| 612 | | | | | | | | | | | | | GREG GOHR | | | | | | | | | | | | | P | | | | | | | | | | | | | | | | | | | | | | | | | |
| HT: 6'3" WT: 205 THROWS: RIGHT BATS: RIGHT | | | | | | | | | | | | | BORN: 10-29-1967, Santa Clara, CA | | | | | | | | | | | | | | | | | | | | | | | | | | | | | | | | | | | | | | |
| 1993 DETROIT TIGERS PITCHING RECORD | | | | | | | | | | | | | | | | | | | | | | | | | | | | | | | | | | | | | | | | | | | | | | | | | | | |
| G | IP | W | L | R | ER | SO | BB | GS | CG | SHO | SV | ERA | G | IP | W | L | R | ER | SO | BB | GS | CG | SHO | SV | ERA | | | | | | | | | | | | | | | | | | | | | | | | | | |
| 16 | 22.2 | 0 | 0 | 15 | 15 | 23 | 14 | 0 | 0 | 0 | 0 | 5.96 | 39 | 47.2 | 4 | 5 | 24 | 24 | 40 | 26 | 0 | 0 | 0 | 1 | 4.53 | | | | | | | | | | | | | | | | | | | | | | | | | | |
| CARDBOARD BASEBALL RATINGS | | | | | | | | | | | | | | | | | | | | | | | | | | | | | | | | | | | | | | | | | | | | | | | | | | | |
| ERA | | | | | | | | | | | | | W | | | | | | | | | | | | | BB | | | | | | | | | | | | | K | | | | | | | | | | | | |
| 59 | | | | | | | | | | | | | 0 | | | | | | | | | | | | | 14 | | | | | | | | | | | | | 23 | | | | | | | | | | | | |

| | | | | | | | | | | | | | | | | | | | | | | | | | | | | | | | | | | | | | | | | | | | | | | | | | | | |
|--|------|---|---|----|----|----|----|----|----|-----|----|------|--------------------------------------|------|---|---|----|----|----|----|----|----|-----|----|------|----|--|--|--|--|--|--|--|--|--|--|--|--|----|--|--|--|--|--|--|--|--|--|--|--|--|
| 616 | | | | | | | | | | | | | RICH GOSSAGE | | | | | | | | | | | | | P | | | | | | | | | | | | | | | | | | | | | | | | | |
| HT: 6'3" WT: 180 THROWS: RIGHT BATS: RIGHT | | | | | | | | | | | | | BORN: 7-5-1951, Colorado Springs, CO | | | | | | | | | | | | | | | | | | | | | | | | | | | | | | | | | | | | | | |
| 1993 OAKLAND ATHLETICS PITCHING RECORD | | | | | | | | | | | | | | | | | | | | | | | | | | | | | | | | | | | | | | | | | | | | | | | | | | | |
| G | IP | W | L | R | ER | SO | BB | GS | CG | SHO | SV | ERA | G | IP | W | L | R | ER | SO | BB | GS | CG | SHO | SV | ERA | | | | | | | | | | | | | | | | | | | | | | | | | | |
| 39 | 47.2 | 4 | 5 | 24 | 24 | 40 | 26 | 0 | 0 | 0 | 1 | 4.53 | 39 | 47.2 | 4 | 5 | 24 | 24 | 40 | 26 | 0 | 0 | 0 | 1 | 4.53 | | | | | | | | | | | | | | | | | | | | | | | | | | |
| CARDBOARD BASEBALL RATINGS | | | | | | | | | | | | | | | | | | | | | | | | | | | | | | | | | | | | | | | | | | | | | | | | | | | |
| ERA | | | | | | | | | | | | | W | | | | | | | | | | | | | BB | | | | | | | | | | | | | K | | | | | | | | | | | | |
| 45 | | | | | | | | | | | | | 4 | | | | | | | | | | | | | 26 | | | | | | | | | | | | | 40 | | | | | | | | | | | | |

| | | | | | | | | | | | | | | | | | | | | | | | | | | | | | | | | | | | | | | | | | | | | | | | | | | | |
|--|------|---|---|----|----|----|----|----|----|-----|----|------|-------------------------------|------|---|---|----|----|----|----|----|----|-----|----|------|----|--|--|--|--|--|--|--|--|--|--|--|--|----|--|--|--|--|--|--|--|--|--|--|--|--|
| 617 | | | | | | | | | | | | | JIM GOTT | | | | | | | | | | | | | P | | | | | | | | | | | | | | | | | | | | | | | | | |
| HT: 6'4" WT: 215 THROWS: RIGHT BATS: RIGHT | | | | | | | | | | | | | BORN: 8-3-1959, Hollywood, CA | | | | | | | | | | | | | | | | | | | | | | | | | | | | | | | | | | | | | | |
| 1993 LOS ANGELES DODGERS PITCHING RECORD | | | | | | | | | | | | | | | | | | | | | | | | | | | | | | | | | | | | | | | | | | | | | | | | | | | |
| G | IP | W | L | R | ER | SO | BB | GS | CG | SHO | SV | ERA | G | IP | W | L | R | ER | SO | BB | GS | CG | SHO | SV | ERA | | | | | | | | | | | | | | | | | | | | | | | | | | |
| 62 | 77.2 | 4 | 8 | 23 | 20 | 67 | 17 | 0 | 0 | 0 | 25 | 2.32 | 19 | 36.2 | 0 | 2 | 25 | 25 | 15 | 13 | 3 | 0 | 0 | 0 | 6.14 | | | | | | | | | | | | | | | | | | | | | | | | | | |
| CARDBOARD BASEBALL RATINGS | | | | | | | | | | | | | | | | | | | | | | | | | | | | | | | | | | | | | | | | | | | | | | | | | | | |
| ERA | | | | | | | | | | | | | W | | | | | | | | | | | | | BB | | | | | | | | | | | | | K | | | | | | | | | | | | |
| 23 | | | | | | | | | | | | | 4 | | | | | | | | | | | | | 17 | | | | | | | | | | | | | 67 | | | | | | | | | | | | |

| | | | | | | | | | | | | | | | | | | | | | | | | | | | | | | | | | | | | | | | | | | | | | | | | | | | |
|--|------|---|---|----|----|----|----|----|----|-----|----|------|-----------------------------|-------|----|----|-----|----|-----|----|----|----|-----|----|------|----|--|--|--|--|--|--|--|--|--|--|--|--|----|--|--|--|--|--|--|--|--|--|--|--|--|
| 621 | | | | | | | | | | | | | BUDDY GROOM | | | | | | | | | | | | | P | | | | | | | | | | | | | | | | | | | | | | | | | |
| HT: 6'2" WT: 200 THROWS: LEFT BATS: LEFT | | | | | | | | | | | | | BORN: 7-10-1965, Dallas, TX | | | | | | | | | | | | | | | | | | | | | | | | | | | | | | | | | | | | | | |
| 1993 DETROIT TIGERS PITCHING RECORD | | | | | | | | | | | | | | | | | | | | | | | | | | | | | | | | | | | | | | | | | | | | | | | | | | | |
| G | IP | W | L | R | ER | SO | BB | GS | CG | SHO | SV | ERA | G | IP | W | L | R | ER | SO | BB | GS | CG | SHO | SV | ERA | | | | | | | | | | | | | | | | | | | | | | | | | | |
| 19 | 36.2 | 0 | 2 | 25 | 25 | 15 | 13 | 3 | 0 | 0 | 0 | 6.14 | 33 | 202.1 | 13 | 13 | 110 | 93 | 150 | 74 | 32 | 3 | 0 | 0 | 4.14 | | | | | | | | | | | | | | | | | | | | | | | | | | |
| CARDBOARD BASEBALL RATINGS | | | | | | | | | | | | | | | | | | | | | | | | | | | | | | | | | | | | | | | | | | | | | | | | | | | |
| ERA | | | | | | | | | | | | | W | | | | | | | | | | | | | BB | | | | | | | | | | | | | K | | | | | | | | | | | | |
| 61 | | | | | | | | | | | | | 0 | | | | | | | | | | | | | 13 | | | | | | | | | | | | | 15 | | | | | | | | | | | | |

| | | | | | | | | | | | | | | | | | | | | | | | | | | | | | | | | | | | | | | | | | | | | | | | | | | | |
|--|------|---|---|----|----|----|----|----|----|-----|----|------|--------------------------------------|-------|----|----|-----|----|-----|----|----|----|-----|----|------|----|--|--|--|--|--|--|--|--|--|--|--|--|----|--|--|--|--|--|--|--|--|--|--|--|--|
| 618 | | | | | | | | | | | | | JOE GRAHE | | | | | | | | | | | | | P | | | | | | | | | | | | | | | | | | | | | | | | | |
| HT: 6'1" WT: 196 THROWS: RIGHT BATS: RIGHT | | | | | | | | | | | | | BORN: 8-14-1967, West Palm Beach, FL | | | | | | | | | | | | | | | | | | | | | | | | | | | | | | | | | | | | | | |
| 1993 CALIFORNIA ANGELS PITCHING RECORD | | | | | | | | | | | | | | | | | | | | | | | | | | | | | | | | | | | | | | | | | | | | | | | | | | | |
| G | IP | W | L | R | ER | SO | BB | GS | CG | SHO | SV | ERA | G | IP | W | L | R | ER | SO | BB | GS | CG | SHO | SV | ERA | | | | | | | | | | | | | | | | | | | | | | | | | | |
| 45 | 56.2 | 4 | 1 | 22 | 18 | 31 | 25 | 0 | 0 | 0 | 11 | 2.86 | 33 | 202.1 | 13 | 13 | 110 | 93 | 150 | 74 | 32 | 3 | 0 | 0 | 4.14 | | | | | | | | | | | | | | | | | | | | | | | | | | |
| CARDBOARD BASEBALL RATINGS | | | | | | | | | | | | | | | | | | | | | | | | | | | | | | | | | | | | | | | | | | | | | | | | | | | |
| ERA | | | | | | | | | | | | | W | | | | | | | | | | | | | BB | | | | | | | | | | | | | K | | | | | | | | | | | | |
| 28 | | | | | | | | | | | | | 4 | | | | | | | | | | | | | 25 | | | | | | | | | | | | | 31 | | | | | | | | | | | | |

| | | | | | | | | | | | | | | | | | | | | | | | | | | | | | | | | | | | | | | | | | | | | | | | | | | | |
|--|-------|----|----|-----|----|-----|----|----|----|-----|----|------|----------------------------|-------|----|----|-----|----|-----|----|----|----|-----|----|------|----|--|--|--|--|--|--|--|--|--|--|--|--|-----|--|--|--|--|--|--|--|--|--|--|--|--|
| 622 | | | | | | | | | | | | | KEVIN GROSS | | | | | | | | | | | | | P | | | | | | | | | | | | | | | | | | | | | | | | | |
| HT: 6'5" WT: 203 THROWS: RIGHT BATS: RIGHT | | | | | | | | | | | | | BORN: 6-8-1961, Downey, CA | | | | | | | | | | | | | | | | | | | | | | | | | | | | | | | | | | | | | | |
| 1993 LOS ANGELES DODGERS PITCHING RECORD | | | | | | | | | | | | | | | | | | | | | | | | | | | | | | | | | | | | | | | | | | | | | | | | | | | |
| G | IP | W | L | R | ER | SO | BB | GS | CG | SHO | SV | ERA | G | IP | W | L | R | ER | SO | BB | GS | CG | SHO | SV | ERA | | | | | | | | | | | | | | | | | | | | | | | | | | |
| 33 | 202.1 | 13 | 13 | 110 | 93 | 150 | 74 | 32 | 3 | 0 | 0 | 4.14 | 33 | 202.1 | 13 | 13 | 110 | 93 | 150 | 74 | 32 | 3 | 0 | 0 | 4.14 | | | | | | | | | | | | | | | | | | | | | | | | | | |
| CARDBOARD BASEBALL RATINGS | | | | | | | | | | | | | | | | | | | | | | | | | | | | | | | | | | | | | | | | | | | | | | | | | | | |
| ERA | | | | | | | | | | | | | W | | | | | | | | | | | | | BB | | | | | | | | | | | | | K | | | | | | | | | | | | |
| 41 | | | | | | | | | | | | | 13 | | | | | | | | | | | | | 74 | | | | | | | | | | | | | 150 | | | | | | | | | | | | |

| | | | | | | | | | | | | | | | | | | | | | | | | | | | | | | | | | | | | | | | | | | | | | | | | | | | |
|--|-------|----|---|----|----|-----|----|----|----|-----|----|------|-------------------------------|------|---|---|----|----|----|----|----|----|-----|----|------|----|--|--|--|--|--|--|--|--|--|--|--|--|-----|--|--|--|--|--|--|--|--|--|--|--|--|
| 619 | | | | | | | | | | | | | TOMMY GREENE | | | | | | | | | | | | | P | | | | | | | | | | | | | | | | | | | | | | | | | |
| HT: 6'5" WT: 225 THROWS: RIGHT BATS: RIGHT | | | | | | | | | | | | | BORN: 4-6-1967, Lumberton, NC | | | | | | | | | | | | | | | | | | | | | | | | | | | | | | | | | | | | | | |
| 1993 PHILADELPHIA PHILLIES PITCHING RECORD | | | | | | | | | | | | | | | | | | | | | | | | | | | | | | | | | | | | | | | | | | | | | | | | | | | |
| G | IP | W | L | R | ER | SO | BB | GS | CG | SHO | SV | ERA | G | IP | W | L | R | ER | SO | BB | GS | CG | SHO | SV | ERA | | | | | | | | | | | | | | | | | | | | | | | | | | |
| 31 | 200.1 | 16 | 4 | 84 | 76 | 167 | 62 | 30 | 7 | 2 | 0 | 3.42 | 19 | 94.2 | 3 | 8 | 68 | 65 | 46 | 36 | 16 | 0 | 0 | 0 | 6.18 | | | | | | | | | | | | | | | | | | | | | | | | | | |
| CARDBOARD BASEBALL RATINGS | | | | | | | | | | | | | | | | | | | | | | | | | | | | | | | | | | | | | | | | | | | | | | | | | | | |
| ERA | | | | | | | | | | | | | W | | | | | | | | | | | | | BB | | | | | | | | | | | | | K | | | | | | | | | | | | |
| 34 | | | | | | | | | | | | | 16 | | | | | | | | | | | | | 62 | | | | | | | | | | | | | 167 | | | | | | | | | | | | |

| | | | | | | | | | | | | | | | | | | | | | | | | | | | | | | | | | | | | | | | | | | | | | | | | | | | |
|---|------|---|---|----|----|----|----|----|----|-----|----|------|-------------------------------|------|---|---|----|----|----|----|----|----|-----|----|------|----|--|--|--|--|--|--|--|--|--|--|--|--|----|--|--|--|--|--|--|--|--|--|--|--|--|
| 623 | | | | | | | | | | | | | EDDIE GUARDADO | | | | | | | | | | | | | P | | | | | | | | | | | | | | | | | | | | | | | | | |
| HT: 6'0" WT: 225 THROWS: LEFT BATS: RIGHT | | | | | | | | | | | | | BORN: 10-2-1970, Stockton, CA | | | | | | | | | | | | | | | | | | | | | | | | | | | | | | | | | | | | | | |
| 1993 MINNESOTA TWINS PITCHING RECORD | | | | | | | | | | | | | | | | | | | | | | | | | | | | | | | | | | | | | | | | | | | | | | | | | | | |
| G | IP | W | L | R | ER | SO | BB | GS | CG | SHO | SV | ERA | G | IP | W | L | R | ER | SO | BB | GS | CG | SHO | SV | ERA | | | | | | | | | | | | | | | | | | | | | | | | | | |
| 19 | 94.2 | 3 | 8 | 68 | 65 | 46 | 36 | 16 | 0 | 0 | 0 | 6.18 | 19 | 94.2 | 3 | 8 | 68 | 65 | 46 | 36 | 16 | 0 | 0 | 0 | 6.18 | | | | | | | | | | | | | | | | | | | | | | | | | | |
| CARDBOARD BASEBALL RATINGS | | | | | | | | | | | | | | | | | | | | | | | | | | | | | | | | | | | | | | | | | | | | | | | | | | | |
| ERA | | | | | | | | | | | | | W | | | | | | | | | | | | | BB | | | | | | | | | | | | | K | | | | | | | | | | | | |
| 61 | | | | | | | | | | | | | 3 | | | | | | | | | | | | | 36 | | | | | | | | | | | | | 46 | | | | | | | | | | | | |

| | | | | | | | | | | | | | | | | | | | | | | | | | | | | | | | | | | | | | | | | | | | | | | | | | | | |
|--|------|---|---|----|----|----|----|----|----|-----|----|------|-------------------------------|-------|---|---|----|----|----|----|----|----|-----|----|------|----|--|--|--|--|--|--|--|--|--|--|--|--|----|--|--|--|--|--|--|--|--|--|--|--|--|
| 620 | | | | | | | | | | | | | JASON GRIMSLEY | | | | | | | | | | | | | P | | | | | | | | | | | | | | | | | | | | | | | | | |
| HT: 6'3" WT: 180 THROWS: RIGHT BATS: RIGHT | | | | | | | | | | | | | BORN: 8-7-1967, Cleveland, TX | | | | | | | | | | | | | | | | | | | | | | | | | | | | | | | | | | | | | | |
| 1993 CLEVELAND INDIANS PITCHING RECORD | | | | | | | | | | | | | | | | | | | | | | | | | | | | | | | | | | | | | | | | | | | | | | | | | | | |
| G | IP | W | L | R | ER | SO | BB | GS | CG | SHO | SV | ERA | G | IP | W | L | R | ER | SO | BB | GS | CG | SHO | SV | ERA | | | | | | | | | | | | | | | | | | | | | | | | | | |
| 10 | 42.1 | 3 | 4 | 26 | 25 | 27 | 20 | 6 | 0 | 0 | 0 | 5.31 | 49 | 104.1 | 5 | 8 | 61 | 54 | 80 | 43 | 6 | 0 | 0 | 2 | 4.66 | | | | | | | | | | | | | | | | | | | | | | | | | | |
| CARDBOARD BASEBALL RATINGS | | | | | | | | | | | | | | | | | | | | | | | | | | | | | | | | | | | | | | | | | | | | | | | | | | | |
| ERA | | | | | | | | | | | | | W | | | | | | | | | | | | | BB | | | | | | | | | | | | | K | | | | | | | | | | | | |
| 53 | | | | | | | | | | | | | 3 | | | | | | | | | | | | | 20 | | | | | | | | | | | | | 27 | | | | | | | | | | | | |

| | | | | | | | | | | | | | | | | | | | | | | | | | | | | | | | | | | | | | | | | | | | | | | | | | | | |
|--|-------|---|---|----|----|----|----|----|----|-----|----|------|-----------------------------------|-------|---|---|----|----|----|----|----|----|-----|----|------|----|--|--|--|--|--|--|--|--|--|--|--|--|----|--|--|--|--|--|--|--|--|--|--|--|--|
| 624 | | | | | | | | | | | | | MARK GUBICZA | | | | | | | | | | | | | P | | | | | | | | | | | | | | | | | | | | | | | | | |
| HT: 6'6" WT: 215 THROWS: RIGHT BATS: RIGHT | | | | | | | | | | | | | BORN: 8-14-1962, Philadelphia, PA | | | | | | | | | | | | | | | | | | | | | | | | | | | | | | | | | | | | | | |
| 1993 KANSAS CITY ROYALS PITCHING RECORD | | | | | | | | | | | | | | | | | | | | | | | | | | | | | | | | | | | | | | | | | | | | | | | | | | | |
| G | IP | W | L | R | ER | SO | BB | GS | CG | SHO | SV | ERA | G | IP | W | L | R | ER | SO | BB | GS | CG | SHO | SV | ERA | | | | | | | | | | | | | | | | | | | | | | | | | | |
| 49 | 104.1 | 5 | 8 | 61 | 54 | 80 | 43 | 6 | 0 | 0 | 2 | 4.66 | 49 | 104.1 | 5 | 8 | 61 | 54 | 80 | 43 | 6 | 0 | 0 | 2 | 4.66 | | | | | | | | | | | | | | | | | | | | | | | | | | |
| CARDBOARD BASEBALL RATINGS | | | | | | | | | | | | | | | | | | | | | | | | | | | | | | | | | | | | | | | | | | | | | | | | | | | |
| ERA | | | | | | | | | | | | | W | | | | | | | | | | | | | BB | | | | | | | | | | | | | K | | | | | | | | | | | | |
| 46 | | | | | | | | | | | | | 5 | | | | | | | | | | | | | 43 | | | | | | | | | | | | | 80 | | | | | | | | | | | | |

| | | | | | | | | | | | | | | | | | | | | | | | | | | | | | | | | | | | | | | | | | | | | | | | | | | | |
|--|------|---|---|----|----|----|----|----|----|-----|----|------|-----------------------------------|-------|----|---|-----|----|-----|-----|----|----|-----|----|------|----|----|---|---|---|----|----|----|----|----|-----|----|-----|----|--|--|--|--|--|--|--|--|--|--|--|--|
| 625 | | | | | | | | | | | | | LEE GUETTERMAN | | | | | | | | | | | | | P | | | | | | | | | | | | | | | | | | | | | | | | | |
| HT: 6'8" WT: 225 THROWS: LEFT BATS: LEFT | | | | | | | | | | | | | BORN: 11-22-1958, Chattanooga, TN | | | | | | | | | | | | | | | | | | | | | | | | | | | | | | | | | | | | | | |
| 1993 ST. LOUIS CARDINALS PITCHING RECORD | | | | | | | | | | | | | | | | | | | | | | | | | | | | | | | | | | | | | | | | | | | | | | | | | | | |
| G | IP | W | L | R | ER | SO | BB | GS | CG | SHO | SV | ERA | G | IP | W | L | R | ER | SO | BB | GS | CG | SHO | SV | ERA | G | IP | W | L | R | ER | SO | BB | GS | CG | SHO | SV | ERA | | | | | | | | | | | | | |
| 40 | 46.1 | 3 | 3 | 18 | 15 | 19 | 16 | 0 | 0 | 0 | 1 | 2.93 | 33 | 221.1 | 14 | 3 | 107 | 98 | 194 | 110 | 33 | 2 | 1 | 0 | 3.99 | | | | | | | | | | | | | | | | | | | | | | | | | | |
| CARDBOARD BASEBALL RATINGS | | | | | | | | | | | | | | | | | | | | | | | | | | | | | | | | | | | | | | | | | | | | | | | | | | | |
| ERA | | | | | | | | | | | | | W | | | | | | | | | | | | | BB | | | | | | | | | | | | | K | | | | | | | | | | | | |
| 29 | | | | | | | | | | | | | 3 | | | | | | | | | | | | | 16 | | | | | | | | | | | | | 19 | | | | | | | | | | | | |

| | | | | | | | | | | | | | | | | | | | | | | | | | | | | | | | | | | | | | | | | | | | | | | | | | | | |
|---|----|---|---|---|----|----|----|----|----|-----|----|-----|---------------------------------------|----|---|---|---|----|----|----|----|----|-----|----|-----|-----|----|---|---|---|----|----|----|----|----|-----|----|-----|-----|--|--|--|--|--|--|--|--|--|--|--|--|
| 629 | | | | | | | | | | | | | JUAN GUZMAN | | | | | | | | | | | | | P | | | | | | | | | | | | | | | | | | | | | | | | | |
| HT: 5'11" WT: 190 THROWS: RIGHT BATS: RIGHT | | | | | | | | | | | | | BORN: 10-28-1966, Santo Domingo, D.R. | | | | | | | | | | | | | | | | | | | | | | | | | | | | | | | | | | | | | | |
| 1993 TORONTO BLUE JAYS PITCHING RECORD | | | | | | | | | | | | | | | | | | | | | | | | | | | | | | | | | | | | | | | | | | | | | | | | | | | |
| G | IP | W | L | R | ER | SO | BB | GS | CG | SHO | SV | ERA | G | IP | W | L | R | ER | SO | BB | GS | CG | SHO | SV | ERA | G | IP | W | L | R | ER | SO | BB | GS | CG | SHO | SV | ERA | | | | | | | | | | | | | |
| | | | | | | | | | | | | | | | | | | | | | | | | | | | | | | | | | | | | | | | | | | | | | | | | | | | |
| CARDBOARD BASEBALL RATINGS | | | | | | | | | | | | | | | | | | | | | | | | | | | | | | | | | | | | | | | | | | | | | | | | | | | |
| ERA | | | | | | | | | | | | | W | | | | | | | | | | | | | BB | | | | | | | | | | | | | K | | | | | | | | | | | | |
| 39 | | | | | | | | | | | | | 14 | | | | | | | | | | | | | 110 | | | | | | | | | | | | | 194 | | | | | | | | | | | | |

| | | | | | | | | | | | | | | | | | | | | | | | | | | | | | | | | | | | | | | | | | | | | | | | | | | | |
|--|-------|----|---|-----|----|----|----|----|----|-----|----|------|-------------------------------|------|---|---|----|----|----|----|----|----|-----|----|------|----|----|---|---|---|----|----|----|----|----|-----|----|-----|----|--|--|--|--|--|--|--|--|--|--|--|--|
| 626 | | | | | | | | | | | | | BILL GULLICKSON | | | | | | | | | | | | | P | | | | | | | | | | | | | | | | | | | | | | | | | |
| HT: 6'3" WT: 200 THROWS: RIGHT BATS: RIGHT | | | | | | | | | | | | | BORN: 2-20-1959, Marshall, MN | | | | | | | | | | | | | | | | | | | | | | | | | | | | | | | | | | | | | | |
| 1993 DETROIT TIGERS PITCHING RECORD | | | | | | | | | | | | | | | | | | | | | | | | | | | | | | | | | | | | | | | | | | | | | | | | | | | |
| G | IP | W | L | R | ER | SO | BB | GS | CG | SHO | SV | ERA | G | IP | W | L | R | ER | SO | BB | GS | CG | SHO | SV | ERA | G | IP | W | L | R | ER | SO | BB | GS | CG | SHO | SV | ERA | | | | | | | | | | | | | |
| 28 | 159.1 | 13 | 9 | 106 | 95 | 70 | 44 | 28 | 2 | 0 | 0 | 5.37 | 20 | 28.1 | 1 | 2 | 20 | 19 | 17 | 8 | 0 | 0 | 0 | 0 | 6.11 | | | | | | | | | | | | | | | | | | | | | | | | | | |
| CARDBOARD BASEBALL RATINGS | | | | | | | | | | | | | | | | | | | | | | | | | | | | | | | | | | | | | | | | | | | | | | | | | | | |
| ERA | | | | | | | | | | | | | W | | | | | | | | | | | | | BB | | | | | | | | | | | | | K | | | | | | | | | | | | |
| 53 | | | | | | | | | | | | | 13 | | | | | | | | | | | | | 44 | | | | | | | | | | | | | 70 | | | | | | | | | | | | |

| | | | | | | | | | | | | | | | | | | | | | | | | | | | | | | | | | | | | | | | | | | | | | | | | | | | |
|--|----|---|---|---|----|----|----|----|----|-----|----|-----|------------------------------------|----|---|---|---|----|----|----|----|----|-----|----|-----|----|----|---|---|---|----|----|----|----|----|-----|----|-----|----|--|--|--|--|--|--|--|--|--|--|--|--|
| 630 | | | | | | | | | | | | | DAVE HAAS | | | | | | | | | | | | | P | | | | | | | | | | | | | | | | | | | | | | | | | |
| HT: 6'1" WT: 200 THROWS: RIGHT BATS: RIGHT | | | | | | | | | | | | | BORN: 10-19-1965, Independence, MO | | | | | | | | | | | | | | | | | | | | | | | | | | | | | | | | | | | | | | |
| 1993 DETROIT TIGERS PITCHING RECORD | | | | | | | | | | | | | | | | | | | | | | | | | | | | | | | | | | | | | | | | | | | | | | | | | | | |
| G | IP | W | L | R | ER | SO | BB | GS | CG | SHO | SV | ERA | G | IP | W | L | R | ER | SO | BB | GS | CG | SHO | SV | ERA | G | IP | W | L | R | ER | SO | BB | GS | CG | SHO | SV | ERA | | | | | | | | | | | | | |
| | | | | | | | | | | | | | | | | | | | | | | | | | | | | | | | | | | | | | | | | | | | | | | | | | | | |
| CARDBOARD BASEBALL RATINGS | | | | | | | | | | | | | | | | | | | | | | | | | | | | | | | | | | | | | | | | | | | | | | | | | | | |
| ERA | | | | | | | | | | | | | W | | | | | | | | | | | | | BB | | | | | | | | | | | | | K | | | | | | | | | | | | |
| 61 | | | | | | | | | | | | | 1 | | | | | | | | | | | | | 8 | | | | | | | | | | | | | 17 | | | | | | | | | | | | |

| | | | | | | | | | | | | | | | | | | | | | | | | | | | | | | | | | | | | | | | | | | | | | | | | | | | |
|---|------|---|---|----|----|----|----|----|----|-----|----|------|------------------------------|------|---|---|----|----|----|----|----|----|-----|----|------|----|----|---|---|---|----|----|----|----|----|-----|----|-----|----|--|--|--|--|--|--|--|--|--|--|--|--|
| 627 | | | | | | | | | | | | | MARK GUTHRIE | | | | | | | | | | | | | P | | | | | | | | | | | | | | | | | | | | | | | | | |
| HT: 6'4" WT: 192 THROWS: LEFT BATS: RIGHT | | | | | | | | | | | | | BORN: 9-22-1965, Buffalo, NY | | | | | | | | | | | | | | | | | | | | | | | | | | | | | | | | | | | | | | |
| 1993 MINNESOTA TWINS PITCHING RECORD | | | | | | | | | | | | | | | | | | | | | | | | | | | | | | | | | | | | | | | | | | | | | | | | | | | |
| G | IP | W | L | R | ER | SO | BB | GS | CG | SHO | SV | ERA | G | IP | W | L | R | ER | SO | BB | GS | CG | SHO | SV | ERA | G | IP | W | L | R | ER | SO | BB | GS | CG | SHO | SV | ERA | | | | | | | | | | | | | |
| 22 | 21.1 | 2 | 1 | 11 | 11 | 15 | 16 | 0 | 0 | 0 | 0 | 4.71 | 48 | 56.1 | 2 | 1 | 27 | 26 | 39 | 20 | 0 | 0 | 0 | 1 | 4.15 | | | | | | | | | | | | | | | | | | | | | | | | | | |
| CARDBOARD BASEBALL RATINGS | | | | | | | | | | | | | | | | | | | | | | | | | | | | | | | | | | | | | | | | | | | | | | | | | | | |
| ERA | | | | | | | | | | | | | W | | | | | | | | | | | | | BB | | | | | | | | | | | | | K | | | | | | | | | | | | |
| 47 | | | | | | | | | | | | | 2 | | | | | | | | | | | | | 16 | | | | | | | | | | | | | 15 | | | | | | | | | | | | |

| | | | | | | | | | | | | | | | | | | | | | | | | | | | | | | | | | | | | | | | | | | | | | | | | | | | |
|--|----|---|---|---|----|----|----|----|----|-----|----|-----|--------------------------------|----|---|---|---|----|----|----|----|----|-----|----|-----|----|----|---|---|---|----|----|----|----|----|-----|----|-----|----|--|--|--|--|--|--|--|--|--|--|--|--|
| 631 | | | | | | | | | | | | | JOHN HABYAN | | | | | | | | | | | | | P | | | | | | | | | | | | | | | | | | | | | | | | | |
| HT: 6'1" WT: 195 THROWS: RIGHT BATS: RIGHT | | | | | | | | | | | | | BORN: 1-29-1964, Bay Shore, NY | | | | | | | | | | | | | | | | | | | | | | | | | | | | | | | | | | | | | | |
| 1993 KANSAS CITY ROYALS PITCHING RECORD | | | | | | | | | | | | | | | | | | | | | | | | | | | | | | | | | | | | | | | | | | | | | | | | | | | |
| G | IP | W | L | R | ER | SO | BB | GS | CG | SHO | SV | ERA | G | IP | W | L | R | ER | SO | BB | GS | CG | SHO | SV | ERA | G | IP | W | L | R | ER | SO | BB | GS | CG | SHO | SV | ERA | | | | | | | | | | | | | |
| | | | | | | | | | | | | | | | | | | | | | | | | | | | | | | | | | | | | | | | | | | | | | | | | | | | |
| CARDBOARD BASEBALL RATINGS | | | | | | | | | | | | | | | | | | | | | | | | | | | | | | | | | | | | | | | | | | | | | | | | | | | |
| ERA | | | | | | | | | | | | | W | | | | | | | | | | | | | BB | | | | | | | | | | | | | K | | | | | | | | | | | | |
| 41 | | | | | | | | | | | | | 2 | | | | | | | | | | | | | 20 | | | | | | | | | | | | | 39 | | | | | | | | | | | | |

| | | | | | | | | | | | | | | | | | | | | | | | | | | | | | | | | | | | | | | | | | | | | | | | | | | | |
|--|-------|----|----|----|----|-----|----|----|----|-----|----|------|------------------------------------|-------|----|----|-----|----|-----|----|----|----|-----|----|------|----|----|---|---|---|----|----|----|----|----|-----|----|-----|-----|--|--|--|--|--|--|--|--|--|--|--|--|
| 628 | | | | | | | | | | | | | JOSE GUZMAN | | | | | | | | | | | | | P | | | | | | | | | | | | | | | | | | | | | | | | | |
| HT: 6'2" WT: 160 THROWS: RIGHT BATS: RIGHT | | | | | | | | | | | | | BORN: 4-9-1963, Santa Isabel, P.R. | | | | | | | | | | | | | | | | | | | | | | | | | | | | | | | | | | | | | | |
| 1993 CHICAGO CUBS PITCHING RECORD | | | | | | | | | | | | | | | | | | | | | | | | | | | | | | | | | | | | | | | | | | | | | | | | | | | |
| G | IP | W | L | R | ER | SO | BB | GS | CG | SHO | SV | ERA | G | IP | W | L | R | ER | SO | BB | GS | CG | SHO | SV | ERA | G | IP | W | L | R | ER | SO | BB | GS | CG | SHO | SV | ERA | | | | | | | | | | | | | |
| 30 | 191.1 | 12 | 10 | 98 | 92 | 163 | 74 | 30 | 2 | 1 | 0 | 4.34 | 32 | 191.1 | 11 | 12 | 106 | 99 | 108 | 66 | 32 | 1 | 0 | 0 | 4.66 | | | | | | | | | | | | | | | | | | | | | | | | | | |
| CARDBOARD BASEBALL RATINGS | | | | | | | | | | | | | | | | | | | | | | | | | | | | | | | | | | | | | | | | | | | | | | | | | | | |
| ERA | | | | | | | | | | | | | W | | | | | | | | | | | | | BB | | | | | | | | | | | | | K | | | | | | | | | | | | |
| 43 | | | | | | | | | | | | | 12 | | | | | | | | | | | | | 74 | | | | | | | | | | | | | 163 | | | | | | | | | | | | |

| | | | | | | | | | | | | | | | | | | | | | | | | | | | | | | | | | | | | | | | | | | | | | | | | | | | |
|--|----|---|---|---|----|----|----|----|----|-----|----|-----|------------------------------|----|---|---|---|----|----|----|----|----|-----|----|-----|----|----|---|---|---|----|----|----|----|----|-----|----|-----|-----|--|--|--|--|--|--|--|--|--|--|--|--|
| 632 | | | | | | | | | | | | | CHRIS HAMMOND | | | | | | | | | | | | | P | | | | | | | | | | | | | | | | | | | | | | | | | |
| HT: 6'1" WT: 190 THROWS: LEFT BATS: LEFT | | | | | | | | | | | | | BORN: 1-21-1966, Atlanta, GA | | | | | | | | | | | | | | | | | | | | | | | | | | | | | | | | | | | | | | |
| 1993 FLORIDA MARLINS PITCHING RECORD | | | | | | | | | | | | | | | | | | | | | | | | | | | | | | | | | | | | | | | | | | | | | | | | | | | |
| G | IP | W | L | R | ER | SO | BB | GS | CG | SHO | SV | ERA | G | IP | W | L | R | ER | SO | BB | GS | CG | SHO | SV | ERA | G | IP | W | L | R | ER | SO | BB | GS | CG | SHO | SV | ERA | | | | | | | | | | | | | |
| | | | | | | | | | | | | | | | | | | | | | | | | | | | | | | | | | | | | | | | | | | | | | | | | | | | |
| CARDBOARD BASEBALL RATINGS | | | | | | | | | | | | | | | | | | | | | | | | | | | | | | | | | | | | | | | | | | | | | | | | | | | |
| ERA | | | | | | | | | | | | | W | | | | | | | | | | | | | BB | | | | | | | | | | | | | K | | | | | | | | | | | | |
| 46 | | | | | | | | | | | | | 11 | | | | | | | | | | | | | 66 | | | | | | | | | | | | | 108 | | | | | | | | | | | | |

| | | | | | | | | | | | | | | | | | | | | | | | | | | | | | | | | | | | | | | | | | | | | | | | | | | | |
|--|-------|---|---|----|----|----|----|----|----|-----|----|------|---------------------------------|------|---|---|----|----|----|----|----|----|-----|----|------|----|--|--|--|--|--|--|--|--|--|--|--|--|----|--|--|--|--|--|--|--|--|--|--|--|--|
| 633 | | | | | | | | | | | | | CHRIS HANEY | | | | | | | | | | | | | P | | | | | | | | | | | | | | | | | | | | | | | | | |
| HT: 6'3" WT: 185 THROWS: LEFT BATS: LEFT | | | | | | | | | | | | | BORN: 11-16-1968, Baltimore, MD | | | | | | | | | | | | | | | | | | | | | | | | | | | | | | | | | | | | | | |
| 1993 KANSAS CITY ROYALS PITCHING RECORD | | | | | | | | | | | | | | | | | | | | | | | | | | | | | | | | | | | | | | | | | | | | | | | | | | | |
| G | IP | W | L | R | ER | SO | BB | GS | CG | SHO | SV | ERA | G | IP | W | L | R | ER | SO | BB | GS | CG | SHO | SV | ERA | | | | | | | | | | | | | | | | | | | | | | | | | | |
| 23 | 124.1 | 9 | 9 | 87 | 83 | 65 | 53 | 23 | 1 | 1 | 0 | 6.02 | 59 | 59.1 | 6 | 6 | 27 | 20 | 39 | 37 | 0 | 0 | 0 | 23 | 3.03 | | | | | | | | | | | | | | | | | | | | | | | | | | |
| CARDBOARD BASEBALL RATINGS | | | | | | | | | | | | | | | | | | | | | | | | | | | | | | | | | | | | | | | | | | | | | | | | | | | |
| ERA | | | | | | | | | | | | | W | | | | | | | | | | | | | BB | | | | | | | | | | | | | K | | | | | | | | | | | | |
| 60 | | | | | | | | | | | | | 9 | | | | | | | | | | | | | 53 | | | | | | | | | | | | | 65 | | | | | | | | | | | | |

| | | | | | | | | | | | | | | | | | | | | | | | | | | | | | | | | | | | | | | | | | | | | | | | | | | | |
|---|------|---|---|----|----|----|----|----|----|-----|----|------|------------------------------|----|---|---|---|----|----|----|----|----|-----|----|-----|----|--|--|--|--|--|--|--|--|--|--|--|--|----|--|--|--|--|--|--|--|--|--|--|--|--|
| 637 | | | | | | | | | | | | | GENE HARRIS | | | | | | | | | | | | | P | | | | | | | | | | | | | | | | | | | | | | | | | |
| HT: 5'11" WT: 190 THROWS: RIGHT BATS: RIGHT | | | | | | | | | | | | | BORN: 12-5-1964, Sebring, FL | | | | | | | | | | | | | | | | | | | | | | | | | | | | | | | | | | | | | | |
| 1993 SAN DIEGO PADRES PITCHING RECORD | | | | | | | | | | | | | | | | | | | | | | | | | | | | | | | | | | | | | | | | | | | | | | | | | | | |
| G | IP | W | L | R | ER | SO | BB | GS | CG | SHO | SV | ERA | G | IP | W | L | R | ER | SO | BB | GS | CG | SHO | SV | ERA | | | | | | | | | | | | | | | | | | | | | | | | | | |
| 59 | 59.1 | 6 | 6 | 27 | 20 | 39 | 37 | 0 | 0 | 0 | 23 | 3.03 | | | | | | | | | | | | | | | | | | | | | | | | | | | | | | | | | | | | | | | |
| CARDBOARD BASEBALL RATINGS | | | | | | | | | | | | | | | | | | | | | | | | | | | | | | | | | | | | | | | | | | | | | | | | | | | |
| ERA | | | | | | | | | | | | | W | | | | | | | | | | | | | BB | | | | | | | | | | | | | K | | | | | | | | | | | | |
| 30 | | | | | | | | | | | | | 6 | | | | | | | | | | | | | 37 | | | | | | | | | | | | | 39 | | | | | | | | | | | | |

| | | | | | | | | | | | | | | | | | | | | | | | | | | | | | | | | | | | | | | | | | | | | | | | | | | | |
|--|-------|----|----|----|----|-----|----|----|----|-----|----|------|-------------------------------|-------|---|---|----|----|-----|----|----|----|-----|----|------|----|--|--|--|--|--|--|--|--|--|--|--|--|-----|--|--|--|--|--|--|--|--|--|--|--|--|
| 634 | | | | | | | | | | | | | ERIK HANSON | | | | | | | | | | | | | P | | | | | | | | | | | | | | | | | | | | | | | | | |
| HT: 6'6" WT: 210 THROWS: RIGHT BATS: RIGHT | | | | | | | | | | | | | BORN: 5-18-1965, Kinnelon, NJ | | | | | | | | | | | | | | | | | | | | | | | | | | | | | | | | | | | | | | |
| 1993 SEATTLE MARINERS PITCHING RECORD | | | | | | | | | | | | | | | | | | | | | | | | | | | | | | | | | | | | | | | | | | | | | | | | | | | |
| G | IP | W | L | R | ER | SO | BB | GS | CG | SHO | SV | ERA | G | IP | W | L | R | ER | SO | BB | GS | CG | SHO | SV | ERA | | | | | | | | | | | | | | | | | | | | | | | | | | |
| 31 | 215.1 | 11 | 12 | 91 | 83 | 163 | 60 | 30 | 7 | 0 | 0 | 3.47 | 80 | 112.1 | 6 | 7 | 55 | 47 | 103 | 60 | 0 | 0 | 0 | 8 | 3.77 | | | | | | | | | | | | | | | | | | | | | | | | | | |
| CARDBOARD BASEBALL RATINGS | | | | | | | | | | | | | | | | | | | | | | | | | | | | | | | | | | | | | | | | | | | | | | | | | | | |
| ERA | | | | | | | | | | | | | W | | | | | | | | | | | | | BB | | | | | | | | | | | | | K | | | | | | | | | | | | |
| 34 | | | | | | | | | | | | | 11 | | | | | | | | | | | | | 60 | | | | | | | | | | | | | 163 | | | | | | | | | | | | |

| | | | | | | | | | | | | | | | | | | | | | | | | | | | | | | | | | | | | | | | | | | | | | | | | | | | |
|---|-------|---|---|----|----|-----|----|----|----|-----|----|------|------------------------------|----|---|---|---|----|----|----|----|----|-----|----|-----|----|--|--|--|--|--|--|--|--|--|--|--|--|-----|--|--|--|--|--|--|--|--|--|--|--|--|
| 638 | | | | | | | | | | | | | GREG HARRIS | | | | | | | | | | | | | P | | | | | | | | | | | | | | | | | | | | | | | | | |
| HT: 6'0" WT: 165 THROWS: RIGHT BATS: BOTH | | | | | | | | | | | | | BORN: 11-2-1955, Lynwood, CA | | | | | | | | | | | | | | | | | | | | | | | | | | | | | | | | | | | | | | |
| 1993 BOSTON RED SOX PITCHING RECORD | | | | | | | | | | | | | | | | | | | | | | | | | | | | | | | | | | | | | | | | | | | | | | | | | | | |
| G | IP | W | L | R | ER | SO | BB | GS | CG | SHO | SV | ERA | G | IP | W | L | R | ER | SO | BB | GS | CG | SHO | SV | ERA | | | | | | | | | | | | | | | | | | | | | | | | | | |
| 80 | 112.1 | 6 | 7 | 55 | 47 | 103 | 60 | 0 | 0 | 0 | 8 | 3.77 | | | | | | | | | | | | | | | | | | | | | | | | | | | | | | | | | | | | | | | |
| CARDBOARD BASEBALL RATINGS | | | | | | | | | | | | | | | | | | | | | | | | | | | | | | | | | | | | | | | | | | | | | | | | | | | |
| ERA | | | | | | | | | | | | | W | | | | | | | | | | | | | BB | | | | | | | | | | | | | K | | | | | | | | | | | | |
| 37 | | | | | | | | | | | | | 6 | | | | | | | | | | | | | 60 | | | | | | | | | | | | | 103 | | | | | | | | | | | | |

| | | | | | | | | | | | | | | | | | | | | | | | | | | | | | | | | | | | | | | | | | | | | | | | | | | | |
|--|-------|----|----|-----|----|----|----|----|----|-----|----|------|---------------------------------|-------|----|----|-----|-----|-----|----|----|----|-----|----|------|----|--|--|--|--|--|--|--|--|--|--|--|--|----|--|--|--|--|--|--|--|--|--|--|--|--|
| 635 | | | | | | | | | | | | | MIKE HARKEY | | | | | | | | | | | | | P | | | | | | | | | | | | | | | | | | | | | | | | | |
| HT: 6'5" WT: 220 THROWS: RIGHT BATS: RIGHT | | | | | | | | | | | | | BORN: 10-25-1966, San Diego, CA | | | | | | | | | | | | | | | | | | | | | | | | | | | | | | | | | | | | | | |
| 1993 CHICAGO CUBS PITCHING RECORD | | | | | | | | | | | | | | | | | | | | | | | | | | | | | | | | | | | | | | | | | | | | | | | | | | | |
| G | IP | W | L | R | ER | SO | BB | GS | CG | SHO | SV | ERA | G | IP | W | L | R | ER | SO | BB | GS | CG | SHO | SV | ERA | | | | | | | | | | | | | | | | | | | | | | | | | | |
| 28 | 157.1 | 10 | 10 | 100 | 92 | 67 | 43 | 28 | 1 | 0 | 0 | 5.26 | 35 | 225.1 | 11 | 17 | 127 | 115 | 123 | 69 | 35 | 4 | 0 | 0 | 4.59 | | | | | | | | | | | | | | | | | | | | | | | | | | |
| CARDBOARD BASEBALL RATINGS | | | | | | | | | | | | | | | | | | | | | | | | | | | | | | | | | | | | | | | | | | | | | | | | | | | |
| ERA | | | | | | | | | | | | | W | | | | | | | | | | | | | BB | | | | | | | | | | | | | K | | | | | | | | | | | | |
| 52 | | | | | | | | | | | | | 10 | | | | | | | | | | | | | 43 | | | | | | | | | | | | | 67 | | | | | | | | | | | | |

| | | | | | | | | | | | | | | | | | | | | | | | | | | | | | | | | | | | | | | | | | | | | | | | | | | | |
|--|-------|----|----|-----|-----|-----|----|----|----|-----|----|------|---------------------------------|----|---|---|---|----|----|----|----|----|-----|----|-----|----|--|--|--|--|--|--|--|--|--|--|--|--|-----|--|--|--|--|--|--|--|--|--|--|--|--|
| 639 | | | | | | | | | | | | | GREG HARRIS | | | | | | | | | | | | | P | | | | | | | | | | | | | | | | | | | | | | | | | |
| HT: 6'3" WT: 190 THROWS: RIGHT BATS: RIGHT | | | | | | | | | | | | | BORN: 12-1-1963, Greensboro, NC | | | | | | | | | | | | | | | | | | | | | | | | | | | | | | | | | | | | | | |
| 1993 COLORADO ROCKIES PITCHING RECORD | | | | | | | | | | | | | | | | | | | | | | | | | | | | | | | | | | | | | | | | | | | | | | | | | | | |
| G | IP | W | L | R | ER | SO | BB | GS | CG | SHO | SV | ERA | G | IP | W | L | R | ER | SO | BB | GS | CG | SHO | SV | ERA | | | | | | | | | | | | | | | | | | | | | | | | | | |
| 35 | 225.1 | 11 | 17 | 127 | 115 | 123 | 69 | 35 | 4 | 0 | 0 | 4.59 | | | | | | | | | | | | | | | | | | | | | | | | | | | | | | | | | | | | | | | |
| CARDBOARD BASEBALL RATINGS | | | | | | | | | | | | | | | | | | | | | | | | | | | | | | | | | | | | | | | | | | | | | | | | | | | |
| ERA | | | | | | | | | | | | | W | | | | | | | | | | | | | BB | | | | | | | | | | | | | K | | | | | | | | | | | | |
| 45 | | | | | | | | | | | | | 11 | | | | | | | | | | | | | 69 | | | | | | | | | | | | | 123 | | | | | | | | | | | | |

| | | | | | | | | | | | | | | | | | | | | | | | | | | | | | | | | | | | | | | | | | | | | | | | | | | | |
|---|-------|----|---|----|----|-----|----|----|----|-----|----|------|------------------------------|------|---|---|----|----|----|----|----|----|-----|----|------|----|--|--|--|--|--|--|--|--|--|--|--|--|-----|--|--|--|--|--|--|--|--|--|--|--|--|
| 636 | | | | | | | | | | | | | PETE HARNISCH | | | | | | | | | | | | | P | | | | | | | | | | | | | | | | | | | | | | | | | |
| HT: 6'1" WT: 195 THROWS: RIGHT BATS: BOTH | | | | | | | | | | | | | BORN: 9-23-1966, Commack, NY | | | | | | | | | | | | | | | | | | | | | | | | | | | | | | | | | | | | | | |
| 1993 HOUSTON ASTROS PITCHING RECORD | | | | | | | | | | | | | | | | | | | | | | | | | | | | | | | | | | | | | | | | | | | | | | | | | | | |
| G | IP | W | L | R | ER | SO | BB | GS | CG | SHO | SV | ERA | G | IP | W | L | R | ER | SO | BB | GS | CG | SHO | SV | ERA | | | | | | | | | | | | | | | | | | | | | | | | | | |
| 33 | 217.2 | 16 | 9 | 84 | 72 | 185 | 79 | 33 | 5 | 4 | 0 | 2.98 | 53 | 81.1 | 1 | 2 | 38 | 36 | 57 | 36 | 0 | 0 | 0 | 1 | 4.00 | | | | | | | | | | | | | | | | | | | | | | | | | | |
| CARDBOARD BASEBALL RATINGS | | | | | | | | | | | | | | | | | | | | | | | | | | | | | | | | | | | | | | | | | | | | | | | | | | | |
| ERA | | | | | | | | | | | | | W | | | | | | | | | | | | | BB | | | | | | | | | | | | | K | | | | | | | | | | | | |
| 29 | | | | | | | | | | | | | 16 | | | | | | | | | | | | | 79 | | | | | | | | | | | | | 185 | | | | | | | | | | | | |

| | | | | | | | | | | | | | | | | | | | | | | | | | | | | | | | | | | | | | | | | | | | | | | | | | | | |
|--|------|---|---|----|----|----|----|----|----|-----|----|------|--------------------------------|----|---|---|---|----|----|----|----|----|-----|----|-----|----|--|--|--|--|--|--|--|--|--|--|--|--|----|--|--|--|--|--|--|--|--|--|--|--|--|
| 640 | | | | | | | | | | | | | MIKE HARTLEY | | | | | | | | | | | | | P | | | | | | | | | | | | | | | | | | | | | | | | | |
| HT: 6'1" WT: 192 THROWS: RIGHT BATS: RIGHT | | | | | | | | | | | | | BORN: 8-31-1961, Hawthorne, CA | | | | | | | | | | | | | | | | | | | | | | | | | | | | | | | | | | | | | | |
| 1993 MINNESOTA TWINS PITCHING RECORD | | | | | | | | | | | | | | | | | | | | | | | | | | | | | | | | | | | | | | | | | | | | | | | | | | | |
| G | IP | W | L | R | ER | SO | BB | GS | CG | SHO | SV | ERA | G | IP | W | L | R | ER | SO | BB | GS | CG | SHO | SV | ERA | | | | | | | | | | | | | | | | | | | | | | | | | | |
| 53 | 81.1 | 1 | 2 | 38 | 36 | 57 | 36 | 0 | 0 | 0 | 1 | 4.00 | | | | | | | | | | | | | | | | | | | | | | | | | | | | | | | | | | | | | | | |
| CARDBOARD BASEBALL RATINGS | | | | | | | | | | | | | | | | | | | | | | | | | | | | | | | | | | | | | | | | | | | | | | | | | | | |
| ERA | | | | | | | | | | | | | W | | | | | | | | | | | | | BB | | | | | | | | | | | | | K | | | | | | | | | | | | |
| 40 | | | | | | | | | | | | | 1 | | | | | | | | | | | | | 36 | | | | | | | | | | | | | 57 | | | | | | | | | | | | |

| | | | | | | | | | | | | | | | | | | | | | | | | | | | | | | | | | | | | | | | | | | | | | | | | | | | |
|--|------|---|---|----|----|----|----|----|----|-----|----|------|---------------------------------|------|---|---|----|----|----|----|----|----|-----|----|------|----|--|--|--|--|--|--|--|--|--|--|--|--|----|--|--|--|--|--|--|--|--|--|--|--|--|
| 641 | | | | | | | | | | | | | BRYAN HARVEY | | | | | | | | | | | | | P | | | | | | | | | | | | | | | | | | | | | | | | | |
| HT: 6'3" WT: 205 THROWS: RIGHT BATS: RIGHT | | | | | | | | | | | | | BORN: 6-2-1963, Soddy-Daisy, TN | | | | | | | | | | | | | | | | | | | | | | | | | | | | | | | | | | | | | | |
| 1993 FLORIDA MARLINS PITCHING RECORD | | | | | | | | | | | | | | | | | | | | | | | | | | | | | | | | | | | | | | | | | | | | | | | | | | | |
| G | IP | W | L | R | ER | SO | BB | GS | CG | SHO | SV | ERA | G | IP | W | L | R | ER | SO | BB | GS | CG | SHO | SV | ERA | | | | | | | | | | | | | | | | | | | | | | | | | | |
| 59 | 69.1 | 1 | 5 | 14 | 13 | 73 | 13 | 0 | 0 | 0 | 45 | 1.70 | 63 | 71.2 | 5 | 3 | 28 | 21 | 58 | 32 | 0 | 0 | 0 | 24 | 2.64 | | | | | | | | | | | | | | | | | | | | | | | | | | |
| CARDBOARD BASEBALL RATINGS | | | | | | | | | | | | | | | | | | | | | | | | | | | | | | | | | | | | | | | | | | | | | | | | | | | |
| ERA | | | | | | | | | | | | | W | | | | | | | | | | | | | BB | | | | | | | | | | | | | K | | | | | | | | | | | | |
| 17 | | | | | | | | | | | | | 1 | | | | | | | | | | | | | 13 | | | | | | | | | | | | | 73 | | | | | | | | | | | | |

| | | | | | | | | | | | | | | | | | | | | | | | | | | | | | | | | | | | | | | | | | | | | | | | | | | | |
|--|------|---|---|----|----|----|----|----|----|-----|----|------|-----------------------------------|------|---|---|----|----|----|----|----|----|-----|----|------|----|--|--|--|--|--|--|--|--|--|--|--|--|----|--|--|--|--|--|--|--|--|--|--|--|--|
| 645 | | | | | | | | | | | | | MIKE HENNEMAN | | | | | | | | | | | | | P | | | | | | | | | | | | | | | | | | | | | | | | | |
| HT: 6'4" WT: 205 THROWS: RIGHT BATS: RIGHT | | | | | | | | | | | | | BORN: 12-11-1961, St. Charles, MO | | | | | | | | | | | | | | | | | | | | | | | | | | | | | | | | | | | | | | |
| 1993 DETROIT TIGERS PITCHING RECORD | | | | | | | | | | | | | | | | | | | | | | | | | | | | | | | | | | | | | | | | | | | | | | | | | | | |
| G | IP | W | L | R | ER | SO | BB | GS | CG | SHO | SV | ERA | G | IP | W | L | R | ER | SO | BB | GS | CG | SHO | SV | ERA | | | | | | | | | | | | | | | | | | | | | | | | | | |
| 59 | 69.1 | 1 | 5 | 14 | 13 | 73 | 13 | 0 | 0 | 0 | 45 | 1.70 | 63 | 71.2 | 5 | 3 | 28 | 21 | 58 | 32 | 0 | 0 | 0 | 24 | 2.64 | | | | | | | | | | | | | | | | | | | | | | | | | | |
| CARDBOARD BASEBALL RATINGS | | | | | | | | | | | | | | | | | | | | | | | | | | | | | | | | | | | | | | | | | | | | | | | | | | | |
| ERA | | | | | | | | | | | | | W | | | | | | | | | | | | | BB | | | | | | | | | | | | | K | | | | | | | | | | | | |
| 26 | | | | | | | | | | | | | 5 | | | | | | | | | | | | | 32 | | | | | | | | | | | | | 58 | | | | | | | | | | | | |

| | | | | | | | | | | | | | | | | | | | | | | | | | | | | | | | | | | | | | | | | | | | | | | | | | | | |
|--|------|---|---|----|----|----|----|----|----|-----|----|------|-----------------------------------|-------|---|---|----|----|----|----|----|----|-----|----|------|----|--|--|--|--|--|--|--|--|--|--|--|--|----|--|--|--|--|--|--|--|--|--|--|--|--|
| 642 | | | | | | | | | | | | | HILLY HATHAWAY | | | | | | | | | | | | | P | | | | | | | | | | | | | | | | | | | | | | | | | |
| HT: 6'4" WT: 195 THROWS: LEFT BATS: LEFT | | | | | | | | | | | | | BORN: 9-12-1969, Jacksonville, FL | | | | | | | | | | | | | | | | | | | | | | | | | | | | | | | | | | | | | | |
| 1993 CALIFORNIA ANGELS PITCHING RECORD | | | | | | | | | | | | | | | | | | | | | | | | | | | | | | | | | | | | | | | | | | | | | | | | | | | |
| G | IP | W | L | R | ER | SO | BB | GS | CG | SHO | SV | ERA | G | IP | W | L | R | ER | SO | BB | GS | CG | SHO | SV | ERA | | | | | | | | | | | | | | | | | | | | | | | | | | |
| 11 | 57.1 | 4 | 3 | 35 | 32 | 11 | 26 | 11 | 0 | 0 | 0 | 5.02 | 30 | 103.1 | 3 | 9 | 76 | 70 | 47 | 28 | 16 | 1 | 0 | 0 | 6.12 | | | | | | | | | | | | | | | | | | | | | | | | | | |
| CARDBOARD BASEBALL RATINGS | | | | | | | | | | | | | | | | | | | | | | | | | | | | | | | | | | | | | | | | | | | | | | | | | | | |
| ERA | | | | | | | | | | | | | W | | | | | | | | | | | | | BB | | | | | | | | | | | | | K | | | | | | | | | | | | |
| 50 | | | | | | | | | | | | | 4 | | | | | | | | | | | | | 26 | | | | | | | | | | | | | 11 | | | | | | | | | | | | |

| | | | | | | | | | | | | | | | | | | | | | | | | | | | | | | | | | | | | | | | | | | | | | | | | | | | |
|--|------|---|---|----|----|----|----|----|----|-----|----|------|-----------------------------|-------|---|---|----|----|----|----|----|----|-----|----|------|----|--|--|--|--|--|--|--|--|--|--|--|--|----|--|--|--|--|--|--|--|--|--|--|--|--|
| 646 | | | | | | | | | | | | | BUTCH HENRY | | | | | | | | | | | | | P | | | | | | | | | | | | | | | | | | | | | | | | | |
| HT: 6'1" WT: 195 THROWS: LEFT BATS: LEFT | | | | | | | | | | | | | BORN: 10-7-1968, ElPaso, TX | | | | | | | | | | | | | | | | | | | | | | | | | | | | | | | | | | | | | | |
| 1993 MONTREAL EXPOS PITCHING RECORD | | | | | | | | | | | | | | | | | | | | | | | | | | | | | | | | | | | | | | | | | | | | | | | | | | | |
| G | IP | W | L | R | ER | SO | BB | GS | CG | SHO | SV | ERA | G | IP | W | L | R | ER | SO | BB | GS | CG | SHO | SV | ERA | | | | | | | | | | | | | | | | | | | | | | | | | | |
| 11 | 57.1 | 4 | 3 | 35 | 32 | 11 | 26 | 11 | 0 | 0 | 0 | 5.02 | 30 | 103.1 | 3 | 9 | 76 | 70 | 47 | 28 | 16 | 1 | 0 | 0 | 6.12 | | | | | | | | | | | | | | | | | | | | | | | | | | |
| CARDBOARD BASEBALL RATINGS | | | | | | | | | | | | | | | | | | | | | | | | | | | | | | | | | | | | | | | | | | | | | | | | | | | |
| ERA | | | | | | | | | | | | | W | | | | | | | | | | | | | BB | | | | | | | | | | | | | K | | | | | | | | | | | | |
| 61 | | | | | | | | | | | | | 3 | | | | | | | | | | | | | 28 | | | | | | | | | | | | | 47 | | | | | | | | | | | | |

| | | | | | | | | | | | | | | | | | | | | | | | | | | | | | | | | | | | | | | | | | | | | | | | | | | | |
|--|------|---|---|----|----|----|----|----|----|-----|----|------|--------------------------------------|------|---|---|----|----|----|----|----|----|-----|----|------|----|--|--|--|--|--|--|--|--|--|--|--|--|----|--|--|--|--|--|--|--|--|--|--|--|--|
| 643 | | | | | | | | | | | | | NEAL HEATON | | | | | | | | | | | | | P | | | | | | | | | | | | | | | | | | | | | | | | | |
| HT: 6'1" WT: 197 THROWS: LEFT BATS: LEFT | | | | | | | | | | | | | BORN: 3-3-1960, South Ozone Park, NY | | | | | | | | | | | | | | | | | | | | | | | | | | | | | | | | | | | | | | |
| 1993 NEW YORK YANKEES PITCHING RECORD | | | | | | | | | | | | | | | | | | | | | | | | | | | | | | | | | | | | | | | | | | | | | | | | | | | |
| G | IP | W | L | R | ER | SO | BB | GS | CG | SHO | SV | ERA | G | IP | W | L | R | ER | SO | BB | GS | CG | SHO | SV | ERA | | | | | | | | | | | | | | | | | | | | | | | | | | |
| 18 | 27.1 | 1 | 0 | 19 | 18 | 15 | 11 | 0 | 0 | 0 | 0 | 6.00 | 54 | 55.1 | 4 | 4 | 37 | 34 | 38 | 25 | 0 | 0 | 0 | 17 | 5.56 | | | | | | | | | | | | | | | | | | | | | | | | | | |
| CARDBOARD BASEBALL RATINGS | | | | | | | | | | | | | | | | | | | | | | | | | | | | | | | | | | | | | | | | | | | | | | | | | | | |
| ERA | | | | | | | | | | | | | W | | | | | | | | | | | | | BB | | | | | | | | | | | | | K | | | | | | | | | | | | |
| 60 | | | | | | | | | | | | | 1 | | | | | | | | | | | | | 11 | | | | | | | | | | | | | 15 | | | | | | | | | | | | |

| | | | | | | | | | | | | | | | | | | | | | | | | | | | | | | | | | | | | | | | | | | | | | | | | | | | |
|--|------|---|---|----|----|----|----|----|----|-----|----|------|----------------------------------|------|---|---|----|----|----|----|----|----|-----|----|------|----|--|--|--|--|--|--|--|--|--|--|--|--|----|--|--|--|--|--|--|--|--|--|--|--|--|
| 647 | | | | | | | | | | | | | DOUG HENRY | | | | | | | | | | | | | P | | | | | | | | | | | | | | | | | | | | | | | | | |
| HT: 6'4" WT: 185 THROWS: RIGHT BATS: RIGHT | | | | | | | | | | | | | BORN: 12-10-1963, Sacramento, CA | | | | | | | | | | | | | | | | | | | | | | | | | | | | | | | | | | | | | | |
| 1993 MILWAUKEE BREWERS PITCHING RECORD | | | | | | | | | | | | | | | | | | | | | | | | | | | | | | | | | | | | | | | | | | | | | | | | | | | |
| G | IP | W | L | R | ER | SO | BB | GS | CG | SHO | SV | ERA | G | IP | W | L | R | ER | SO | BB | GS | CG | SHO | SV | ERA | | | | | | | | | | | | | | | | | | | | | | | | | | |
| 18 | 27.1 | 1 | 0 | 19 | 18 | 15 | 11 | 0 | 0 | 0 | 0 | 6.00 | 54 | 55.1 | 4 | 4 | 37 | 34 | 38 | 25 | 0 | 0 | 0 | 17 | 5.56 | | | | | | | | | | | | | | | | | | | | | | | | | | |
| CARDBOARD BASEBALL RATINGS | | | | | | | | | | | | | | | | | | | | | | | | | | | | | | | | | | | | | | | | | | | | | | | | | | | |
| ERA | | | | | | | | | | | | | W | | | | | | | | | | | | | BB | | | | | | | | | | | | | K | | | | | | | | | | | | |
| 55 | | | | | | | | | | | | | 4 | | | | | | | | | | | | | 25 | | | | | | | | | | | | | 38 | | | | | | | | | | | | |

| | | | | | | | | | | | | | | | | | | | | | | | | | | | | | | | | | | | | | | | | | | | | | | | | | | | |
|--|------|---|---|----|----|----|----|----|----|-----|----|------|-----------------------------------|------|---|---|----|----|----|----|----|----|-----|----|------|----|--|--|--|--|--|--|--|--|--|--|--|--|----|--|--|--|--|--|--|--|--|--|--|--|--|
| 644 | | | | | | | | | | | | | TOM HENKE | | | | | | | | | | | | | P | | | | | | | | | | | | | | | | | | | | | | | | | |
| HT: 6'5" WT: 215 THROWS: RIGHT BATS: RIGHT | | | | | | | | | | | | | BORN: 12-21-1957, Kansas City, MO | | | | | | | | | | | | | | | | | | | | | | | | | | | | | | | | | | | | | | |
| 1993 TEXAS RANGERS PITCHING RECORD | | | | | | | | | | | | | | | | | | | | | | | | | | | | | | | | | | | | | | | | | | | | | | | | | | | |
| G | IP | W | L | R | ER | SO | BB | GS | CG | SHO | SV | ERA | G | IP | W | L | R | ER | SO | BB | GS | CG | SHO | SV | ERA | | | | | | | | | | | | | | | | | | | | | | | | | | |
| 66 | 74.1 | 5 | 5 | 25 | 24 | 79 | 27 | 0 | 0 | 0 | 40 | 2.91 | 34 | 58.2 | 2 | 2 | 48 | 42 | 37 | 39 | 1 | 0 | 0 | 2 | 6.44 | | | | | | | | | | | | | | | | | | | | | | | | | | |
| CARDBOARD BASEBALL RATINGS | | | | | | | | | | | | | | | | | | | | | | | | | | | | | | | | | | | | | | | | | | | | | | | | | | | |
| ERA | | | | | | | | | | | | | W | | | | | | | | | | | | | BB | | | | | | | | | | | | | K | | | | | | | | | | | | |
| 29 | | | | | | | | | | | | | 5 | | | | | | | | | | | | | 27 | | | | | | | | | | | | | 79 | | | | | | | | | | | | |

| | | | | | | | | | | | | | | | | | | | | | | | | | | | | | | | | | | | | | | | | | | | | | | | | | | | |
|--|------|---|---|----|----|----|----|----|----|-----|----|------|-----------------------------|------|---|---|----|----|----|----|----|----|-----|----|------|----|--|--|--|--|--|--|--|--|--|--|--|--|----|--|--|--|--|--|--|--|--|--|--|--|--|
| 648 | | | | | | | | | | | | | DWAYNE HENRY | | | | | | | | | | | | | P | | | | | | | | | | | | | | | | | | | | | | | | | |
| HT: 6'3" WT: 205 THROWS: RIGHT BATS: RIGHT | | | | | | | | | | | | | BORN: 2-16-1962, Elkton, MD | | | | | | | | | | | | | | | | | | | | | | | | | | | | | | | | | | | | | | |
| 1993 SEATTLE MARINERS PITCHING RECORD | | | | | | | | | | | | | | | | | | | | | | | | | | | | | | | | | | | | | | | | | | | | | | | | | | | |
| G | IP | W | L | R | ER | SO | BB | GS | CG | SHO | SV | ERA | G | IP | W | L | R | ER | SO | BB | GS | CG | SHO | SV | ERA | | | | | | | | | | | | | | | | | | | | | | | | | | |
| 34 | 58.2 | 2 | 2 | 48 | 42 | 37 | 39 | 1 | 0 | 0 | 2 | 6.44 | 34 | 58.2 | 2 | 2 | 48 | 42 | 37 | 39 | 1 | 0 | 0 | 2 | 6.44 | | | | | | | | | | | | | | | | | | | | | | | | | | |
| CARDBOARD BASEBALL RATINGS | | | | | | | | | | | | | | | | | | | | | | | | | | | | | | | | | | | | | | | | | | | | | | | | | | | |
| ERA | | | | | | | | | | | | | W | | | | | | | | | | | | | BB | | | | | | | | | | | | | K | | | | | | | | | | | | |
| 64 | | | | | | | | | | | | | 2 | | | | | | | | | | | | | 39 | | | | | | | | | | | | | 37 | | | | | | | | | | | | |

| | | | | | | | | | | | | | | | | | | | | | | | | | | | | | | | | | | | | | | | | | | | | | | | | | | | |
|--|-------|----|---|-----|----|-----|----|----|----|-----|----|------|-------------------------------|------|---|---|----|----|-----|----|----|----|-----|----|------|----|--|--|--|--|--|--|--|--|--|--|--|--|-----|--|--|--|--|--|--|--|--|--|--|--|--|
| 649 | | | | | | | | | | | | | PAT HENTGEN | | | | | | | | | | | | | P | | | | | | | | | | | | | | | | | | | | | | | | | |
| HT: 6'2" WT: 210 THROWS: RIGHT BATS: RIGHT | | | | | | | | | | | | | BORN: 11-13-1968, Detroit, MI | | | | | | | | | | | | | | | | | | | | | | | | | | | | | | | | | | | | | | |
| 1993 TORONTO BLUE JAYS PITCHING RECORD | | | | | | | | | | | | | | | | | | | | | | | | | | | | | | | | | | | | | | | | | | | | | | | | | | | |
| G | IP | W | L | R | ER | SO | BB | GS | CG | SHO | SV | ERA | G | IP | W | L | R | ER | SO | BB | GS | CG | SHO | SV | ERA | | | | | | | | | | | | | | | | | | | | | | | | | | |
| 34 | 216.1 | 19 | 9 | 103 | 93 | 122 | 74 | 32 | 3 | 0 | 0 | 3.87 | 72 | 96.2 | 4 | 5 | 37 | 28 | 101 | 28 | 0 | 0 | 0 | 9 | 2.61 | | | | | | | | | | | | | | | | | | | | | | | | | | |
| CARDBOARD BASEBALL RATINGS | | | | | | | | | | | | | | | | | | | | | | | | | | | | | | | | | | | | | | | | | | | | | | | | | | | |
| ERA | | | | | | | | | | | | | W | | | | | | | | | | | | | BB | | | | | | | | | | | | | K | | | | | | | | | | | | |
| 38 | | | | | | | | | | | | | 19 | | | | | | | | | | | | | 74 | | | | | | | | | | | | | 122 | | | | | | | | | | | | |

| | | | | | | | | | | | | | | | | | | | | | | | | | | | | | | | | | | | | | | | | | | | | | | | | | | | |
|---|-------|----|---|-----|----|-----|----|----|----|-----|----|------|----------------------------------|------|---|---|----|----|-----|----|----|----|-----|----|------|----|--|--|--|--|--|--|--|--|--|--|--|--|-----|--|--|--|--|--|--|--|--|--|--|--|--|
| 653 | | | | | | | | | | | | | XAVIER HERNANDEZ | | | | | | | | | | | | | P | | | | | | | | | | | | | | | | | | | | | | | | | |
| HT: 6'2" WT: 185 THROWS: RIGHT BATS: LEFT | | | | | | | | | | | | | BORN: 8-16-1965, Port Arthur, TX | | | | | | | | | | | | | | | | | | | | | | | | | | | | | | | | | | | | | | |
| 1993 HOUSTON ASTROS PITCHING RECORD | | | | | | | | | | | | | | | | | | | | | | | | | | | | | | | | | | | | | | | | | | | | | | | | | | | |
| G | IP | W | L | R | ER | SO | BB | GS | CG | SHO | SV | ERA | G | IP | W | L | R | ER | SO | BB | GS | CG | SHO | SV | ERA | | | | | | | | | | | | | | | | | | | | | | | | | | |
| 34 | 216.1 | 19 | 9 | 103 | 93 | 122 | 74 | 32 | 3 | 0 | 0 | 3.87 | 72 | 96.2 | 4 | 5 | 37 | 28 | 101 | 28 | 0 | 0 | 0 | 9 | 2.61 | | | | | | | | | | | | | | | | | | | | | | | | | | |
| CARDBOARD BASEBALL RATINGS | | | | | | | | | | | | | | | | | | | | | | | | | | | | | | | | | | | | | | | | | | | | | | | | | | | |
| ERA | | | | | | | | | | | | | W | | | | | | | | | | | | | BB | | | | | | | | | | | | | K | | | | | | | | | | | | |
| 26 | | | | | | | | | | | | | 4 | | | | | | | | | | | | | 28 | | | | | | | | | | | | | 101 | | | | | | | | | | | | |

| | | | | | | | | | | | | | | | | | | | | | | | | | | | | | | | | | | | | | | | | | | | | | | | | | | | |
|--|------|---|---|----|----|----|----|----|----|-----|----|------|-------------------------------|-------|----|----|-----|----|-----|----|----|----|-----|----|------|----|--|--|--|--|--|--|--|--|--|--|--|--|----|--|--|--|--|--|--|--|--|--|--|--|--|
| 650 | | | | | | | | | | | | | GIL HEREDIA | | | | | | | | | | | | | P | | | | | | | | | | | | | | | | | | | | | | | | | |
| HT: 6'1" WT: 190 THROWS: RIGHT BATS: RIGHT | | | | | | | | | | | | | BORN: 10-26-1965, Nogales, AZ | | | | | | | | | | | | | | | | | | | | | | | | | | | | | | | | | | | | | | |
| 1993 MONTREAL EXPOS PITCHING RECORD | | | | | | | | | | | | | | | | | | | | | | | | | | | | | | | | | | | | | | | | | | | | | | | | | | | |
| G | IP | W | L | R | ER | SO | BB | GS | CG | SHO | SV | ERA | G | IP | W | L | R | ER | SO | BB | GS | CG | SHO | SV | ERA | | | | | | | | | | | | | | | | | | | | | | | | | | |
| 20 | 57.1 | 4 | 2 | 28 | 25 | 40 | 14 | 9 | 1 | 0 | 2 | 3.92 | 33 | 215.2 | 12 | 14 | 106 | 86 | 141 | 72 | 33 | 5 | 1 | 0 | 3.59 | | | | | | | | | | | | | | | | | | | | | | | | | | |
| CARDBOARD BASEBALL RATINGS | | | | | | | | | | | | | | | | | | | | | | | | | | | | | | | | | | | | | | | | | | | | | | | | | | | |
| ERA | | | | | | | | | | | | | W | | | | | | | | | | | | | BB | | | | | | | | | | | | | K | | | | | | | | | | | | |
| 39 | | | | | | | | | | | | | 4 | | | | | | | | | | | | | 14 | | | | | | | | | | | | | 40 | | | | | | | | | | | | |

| | | | | | | | | | | | | | | | | | | | | | | | | | | | | | | | | | | | | | | | | | | | | | | | | | | | |
|--|------|---|---|----|----|----|----|----|----|-----|----|------|------------------------------|-------|----|----|-----|----|-----|----|----|----|-----|----|------|----|--|--|--|--|--|--|--|--|--|--|--|--|-----|--|--|--|--|--|--|--|--|--|--|--|--|
| 654 | | | | | | | | | | | | | OREL HERSHISER | | | | | | | | | | | | | P | | | | | | | | | | | | | | | | | | | | | | | | | |
| HT: 6'3" WT: 190 THROWS: RIGHT BATS: RIGHT | | | | | | | | | | | | | BORN: 9-16-1958, Buffalo, NY | | | | | | | | | | | | | | | | | | | | | | | | | | | | | | | | | | | | | | |
| 1993 LOS ANGELES DODGERS PITCHING RECORD | | | | | | | | | | | | | | | | | | | | | | | | | | | | | | | | | | | | | | | | | | | | | | | | | | | |
| G | IP | W | L | R | ER | SO | BB | GS | CG | SHO | SV | ERA | G | IP | W | L | R | ER | SO | BB | GS | CG | SHO | SV | ERA | | | | | | | | | | | | | | | | | | | | | | | | | | |
| 20 | 57.1 | 4 | 2 | 28 | 25 | 40 | 14 | 9 | 1 | 0 | 2 | 3.92 | 33 | 215.2 | 12 | 14 | 106 | 86 | 141 | 72 | 33 | 5 | 1 | 0 | 3.59 | | | | | | | | | | | | | | | | | | | | | | | | | | |
| CARDBOARD BASEBALL RATINGS | | | | | | | | | | | | | | | | | | | | | | | | | | | | | | | | | | | | | | | | | | | | | | | | | | | |
| ERA | | | | | | | | | | | | | W | | | | | | | | | | | | | BB | | | | | | | | | | | | | K | | | | | | | | | | | | |
| 35 | | | | | | | | | | | | | 12 | | | | | | | | | | | | | 72 | | | | | | | | | | | | | 141 | | | | | | | | | | | | |

| | | | | | | | | | | | | | | | | | | | | | | | | | | | | | | | | | | | | | | | | | | | | | | | | | | | |
|--|-------|---|---|----|----|----|----|----|----|-----|----|------|-----------------------------|------|---|---|----|----|----|----|----|----|-----|----|------|----|--|--|--|--|--|--|--|--|--|--|--|--|----|--|--|--|--|--|--|--|--|--|--|--|--|
| 651 | | | | | | | | | | | | | JEREMY HERNANDEZ | | | | | | | | | | | | | P | | | | | | | | | | | | | | | | | | | | | | | | | |
| HT: 6'5" WT: 195 THROWS: RIGHT BATS: RIGHT | | | | | | | | | | | | | BORN: 7-6-1966, Burbank, CA | | | | | | | | | | | | | | | | | | | | | | | | | | | | | | | | | | | | | | |
| 1993 CLEVELAND INDIANS PITCHING RECORD | | | | | | | | | | | | | | | | | | | | | | | | | | | | | | | | | | | | | | | | | | | | | | | | | | | |
| G | IP | W | L | R | ER | SO | BB | GS | CG | SHO | SV | ERA | G | IP | W | L | R | ER | SO | BB | GS | CG | SHO | SV | ERA | | | | | | | | | | | | | | | | | | | | | | | | | | |
| 70 | 111.2 | 6 | 7 | 52 | 45 | 70 | 34 | 0 | 0 | 0 | 8 | 3.63 | 28 | 53.1 | 3 | 4 | 35 | 30 | 34 | 29 | 5 | 0 | 0 | 1 | 5.06 | | | | | | | | | | | | | | | | | | | | | | | | | | |
| CARDBOARD BASEBALL RATINGS | | | | | | | | | | | | | | | | | | | | | | | | | | | | | | | | | | | | | | | | | | | | | | | | | | | |
| ERA | | | | | | | | | | | | | W | | | | | | | | | | | | | BB | | | | | | | | | | | | | K | | | | | | | | | | | | |
| 36 | | | | | | | | | | | | | 6 | | | | | | | | | | | | | 34 | | | | | | | | | | | | | 70 | | | | | | | | | | | | |

| | | | | | | | | | | | | | | | | | | | | | | | | | | | | | | | | | | | | | | | | | | | | | | | | | | | |
|---|-------|---|---|----|----|----|----|----|----|-----|----|------|---------------------------------|------|---|---|----|----|----|----|----|----|-----|----|------|----|--|--|--|--|--|--|--|--|--|--|--|--|----|--|--|--|--|--|--|--|--|--|--|--|--|
| 655 | | | | | | | | | | | | | JOE HESKETH | | | | | | | | | | | | | P | | | | | | | | | | | | | | | | | | | | | | | | | |
| HT: 6'2" WT: 170 THROWS: LEFT BATS: RIGHT | | | | | | | | | | | | | BORN: 2-15-1959, Lackawanna, NY | | | | | | | | | | | | | | | | | | | | | | | | | | | | | | | | | | | | | | |
| 1993 BOSTON RED SOX PITCHING RECORD | | | | | | | | | | | | | | | | | | | | | | | | | | | | | | | | | | | | | | | | | | | | | | | | | | | |
| G | IP | W | L | R | ER | SO | BB | GS | CG | SHO | SV | ERA | G | IP | W | L | R | ER | SO | BB | GS | CG | SHO | SV | ERA | | | | | | | | | | | | | | | | | | | | | | | | | | |
| 70 | 111.2 | 6 | 7 | 52 | 45 | 70 | 34 | 0 | 0 | 0 | 8 | 3.63 | 28 | 53.1 | 3 | 4 | 35 | 30 | 34 | 29 | 5 | 0 | 0 | 1 | 5.06 | | | | | | | | | | | | | | | | | | | | | | | | | | |
| CARDBOARD BASEBALL RATINGS | | | | | | | | | | | | | | | | | | | | | | | | | | | | | | | | | | | | | | | | | | | | | | | | | | | |
| ERA | | | | | | | | | | | | | W | | | | | | | | | | | | | BB | | | | | | | | | | | | | K | | | | | | | | | | | | |
| 50 | | | | | | | | | | | | | 3 | | | | | | | | | | | | | 29 | | | | | | | | | | | | | 34 | | | | | | | | | | | | |

| | | | | | | | | | | | | | | | | | | | | | | | | | | | | | | | | | | | | | | | | | | | | | | | | | | | |
|--|------|---|---|----|----|----|----|----|----|-----|----|------|----------------------------------|-------|----|----|----|----|----|----|----|----|-----|----|------|----|--|--|--|--|--|--|--|--|--|--|--|--|----|--|--|--|--|--|--|--|--|--|--|--|--|
| 652 | | | | | | | | | | | | | ROBERTO HERNANDEZ | | | | | | | | | | | | | P | | | | | | | | | | | | | | | | | | | | | | | | | |
| HT: 6'4" WT: 220 THROWS: RIGHT BATS: RIGHT | | | | | | | | | | | | | BORN: 11-11-1964, Santurce, P.R. | | | | | | | | | | | | | | | | | | | | | | | | | | | | | | | | | | | | | | |
| 1993 CHICAGO WHITE SOX PITCHING RECORD | | | | | | | | | | | | | | | | | | | | | | | | | | | | | | | | | | | | | | | | | | | | | | | | | | | |
| G | IP | W | L | R | ER | SO | BB | GS | CG | SHO | SV | ERA | G | IP | W | L | R | ER | SO | BB | GS | CG | SHO | SV | ERA | | | | | | | | | | | | | | | | | | | | | | | | | | |
| 70 | 78.2 | 3 | 4 | 21 | 20 | 71 | 20 | 0 | 0 | 0 | 38 | 2.29 | 31 | 191.1 | 15 | 11 | 96 | 84 | 82 | 47 | 31 | 1 | 0 | 0 | 3.96 | | | | | | | | | | | | | | | | | | | | | | | | | | |
| CARDBOARD BASEBALL RATINGS | | | | | | | | | | | | | | | | | | | | | | | | | | | | | | | | | | | | | | | | | | | | | | | | | | | |
| ERA | | | | | | | | | | | | | W | | | | | | | | | | | | | BB | | | | | | | | | | | | | K | | | | | | | | | | | | |
| 22 | | | | | | | | | | | | | 3 | | | | | | | | | | | | | 20 | | | | | | | | | | | | | 71 | | | | | | | | | | | | |

| | | | | | | | | | | | | | | | | | | | | | | | | | | | | | | | | | | | | | | | | | | | | | | | | | | | |
|--|------|---|---|----|----|----|----|----|----|-----|----|------|----------------------------------|-------|----|----|----|----|----|----|----|----|-----|----|------|----|--|--|--|--|--|--|--|--|--|--|--|--|----|--|--|--|--|--|--|--|--|--|--|--|--|
| 656 | | | | | | | | | | | | | GREG HIBBARD | | | | | | | | | | | | | P | | | | | | | | | | | | | | | | | | | | | | | | | |
| HT: 6'0" WT: 180 THROWS: LEFT BATS: LEFT | | | | | | | | | | | | | BORN: 9-13-1964, New Orleans, LA | | | | | | | | | | | | | | | | | | | | | | | | | | | | | | | | | | | | | | |
| 1993 CHICAGO CUBS PITCHING RECORD | | | | | | | | | | | | | | | | | | | | | | | | | | | | | | | | | | | | | | | | | | | | | | | | | | | |
| G | IP | W | L | R | ER | SO | BB | GS | CG | SHO | SV | ERA | G | IP | W | L | R | ER | SO | BB | GS | CG | SHO | SV | ERA | | | | | | | | | | | | | | | | | | | | | | | | | | |
| 70 | 78.2 | 3 | 4 | 21 | 20 | 71 | 20 | 0 | 0 | 0 | 38 | 2.29 | 31 | 191.1 | 15 | 11 | 96 | 84 | 82 | 47 | 31 | 1 | 0 | 0 | 3.96 | | | | | | | | | | | | | | | | | | | | | | | | | | |
| CARDBOARD BASEBALL RATINGS | | | | | | | | | | | | | | | | | | | | | | | | | | | | | | | | | | | | | | | | | | | | | | | | | | | |
| ERA | | | | | | | | | | | | | W | | | | | | | | | | | | | BB | | | | | | | | | | | | | K | | | | | | | | | | | | |
| 39 | | | | | | | | | | | | | 15 | | | | | | | | | | | | | 47 | | | | | | | | | | | | | 82 | | | | | | | | | | | | |

| | | | | | | | | | | | | | | | | | | | | | | | | | | | | | | | | | | | | | | | | | | | | | | | | | | | |
|---|-------|---|---|----|----|----|----|----|----|-----|----|------|-------------------------------|-------|---|---|----|----|----|----|----|----|-----|----|------|----|--|--|--|--|--|--|--|--|--|--|--|--|----|--|--|--|--|--|--|--|--|--|--|--|--|
| 657 | | | | | | | | | | | | | BRYAN HICKERSON | | | | | | | | | | | | | P | | | | | | | | | | | | | | | | | | | | | | | | | |
| HT: 6'2" WT: 195 THROWS: LEFT BATS: LEFT | | | | | | | | | | | | | BORN: 10-13-1963, Bemidji, MN | | | | | | | | | | | | | | | | | | | | | | | | | | | | | | | | | | | | | | |
| 1993 SAN FRANCISCO GIANTS PITCHING RECORD | | | | | | | | | | | | | | | | | | | | | | | | | | | | | | | | | | | | | | | | | | | | | | | | | | | |
| G | IP | W | L | R | ER | SO | BB | GS | CG | SHO | SV | ERA | G | IP | W | L | R | ER | SO | BB | GS | CG | SHO | SV | ERA | | | | | | | | | | | | | | | | | | | | | | | | | | |
| 47 | 120.1 | 7 | 5 | 58 | 57 | 69 | 39 | 15 | 0 | 0 | 0 | 4.26 | 27 | 145.1 | 2 | 9 | 83 | 64 | 60 | 24 | 22 | 3 | 1 | 0 | 3.97 | | | | | | | | | | | | | | | | | | | | | | | | | | |
| CARDBOARD BASEBALL RATINGS | | | | | | | | | | | | | | | | | | | | | | | | | | | | | | | | | | | | | | | | | | | | | | | | | | | |
| ERA | | | | | | | | | | | | | W | | | | | | | | | | | | | BB | | | | | | | | | | | | | K | | | | | | | | | | | | |
| 42 | | | | | | | | | | | | | 7 | | | | | | | | | | | | | 39 | | | | | | | | | | | | | 69 | | | | | | | | | | | | |

| | | | | | | | | | | | | | | | | | | | | | | | | | | | | | | | | | | | | | | | | | | | | | | | | | | | |
|---|-------|---|---|----|----|----|----|----|----|-----|----|------|---------------------------|-------|---|---|----|----|----|----|----|----|-----|----|------|----|--|--|--|--|--|--|--|--|--|--|--|--|----|--|--|--|--|--|--|--|--|--|--|--|--|
| 661 | | | | | | | | | | | | | ERIC HILLMAN | | | | | | | | | | | | | P | | | | | | | | | | | | | | | | | | | | | | | | | |
| HT: 6'10" WT: 235 THROWS: LEFT BATS: LEFT | | | | | | | | | | | | | BORN: 4-27-1966, Gary, IN | | | | | | | | | | | | | | | | | | | | | | | | | | | | | | | | | | | | | | |
| 1993 NEW YORK METS PITCHING RECORD | | | | | | | | | | | | | | | | | | | | | | | | | | | | | | | | | | | | | | | | | | | | | | | | | | | |
| G | IP | W | L | R | ER | SO | BB | GS | CG | SHO | SV | ERA | G | IP | W | L | R | ER | SO | BB | GS | CG | SHO | SV | ERA | | | | | | | | | | | | | | | | | | | | | | | | | | |
| 27 | 145.1 | 2 | 9 | 83 | 64 | 60 | 24 | 22 | 3 | 1 | 0 | 3.97 | 27 | 145.1 | 2 | 9 | 83 | 64 | 60 | 24 | 22 | 3 | 1 | 0 | 3.97 | | | | | | | | | | | | | | | | | | | | | | | | | | |
| CARDBOARD BASEBALL RATINGS | | | | | | | | | | | | | | | | | | | | | | | | | | | | | | | | | | | | | | | | | | | | | | | | | | | |
| ERA | | | | | | | | | | | | | W | | | | | | | | | | | | | BB | | | | | | | | | | | | | K | | | | | | | | | | | | |
| 39 | | | | | | | | | | | | | 2 | | | | | | | | | | | | | 24 | | | | | | | | | | | | | 60 | | | | | | | | | | | | |

| | | | | | | | | | | | | | | | | | | | | | | | | | | | | | | | | | | | | | | | | | | | | | | | | | | | |
|---|------|---|---|----|----|----|----|----|----|-----|----|------|---|------|---|---|----|----|----|----|----|----|-----|----|------|----|--|--|--|--|--|--|--|--|--|--|--|--|----|--|--|--|--|--|--|--|--|--|--|--|--|
| 658 | | | | | | | | | | | | | TEDDY HIGUERA | | | | | | | | | | | | | P | | | | | | | | | | | | | | | | | | | | | | | | | |
| HT: 5'10" WT: 178 THROWS: LEFT BATS: BOTH | | | | | | | | | | | | | BORN: 11-9-1958, Los Mochis, 25, Mexico | | | | | | | | | | | | | | | | | | | | | | | | | | | | | | | | | | | | | | |
| 1993 MILWAUKEE BREWERS PITCHING RECORD | | | | | | | | | | | | | | | | | | | | | | | | | | | | | | | | | | | | | | | | | | | | | | | | | | | |
| G | IP | W | L | R | ER | SO | BB | GS | CG | SHO | SV | ERA | G | IP | W | L | R | ER | SO | BB | GS | CG | SHO | SV | ERA | | | | | | | | | | | | | | | | | | | | | | | | | | |
| 8 | 30.1 | 1 | 3 | 24 | 24 | 27 | 16 | 8 | 0 | 0 | 0 | 7.20 | 19 | 28.2 | 3 | 0 | 18 | 18 | 23 | 9 | 0 | 0 | 0 | 0 | 5.65 | | | | | | | | | | | | | | | | | | | | | | | | | | |
| CARDBOARD BASEBALL RATINGS | | | | | | | | | | | | | | | | | | | | | | | | | | | | | | | | | | | | | | | | | | | | | | | | | | | |
| ERA | | | | | | | | | | | | | W | | | | | | | | | | | | | BB | | | | | | | | | | | | | K | | | | | | | | | | | | |
| 72 | | | | | | | | | | | | | 1 | | | | | | | | | | | | | 16 | | | | | | | | | | | | | 27 | | | | | | | | | | | | |

| | | | | | | | | | | | | | | | | | | | | | | | | | | | | | | | | | | | | | | | | | | | | | | | | | | | |
|--|------|---|---|----|----|----|----|----|----|-----|----|------|------------------------------|------|---|---|----|----|----|----|----|----|-----|----|------|----|--|--|--|--|--|--|--|--|--|--|--|--|----|--|--|--|--|--|--|--|--|--|--|--|--|
| 662 | | | | | | | | | | | | | MILT HILL | | | | | | | | | | | | | P | | | | | | | | | | | | | | | | | | | | | | | | | |
| HT: 6'0" WT: 180 THROWS: RIGHT BATS: RIGHT | | | | | | | | | | | | | BORN: 8-22-1965, Atlanta, GA | | | | | | | | | | | | | | | | | | | | | | | | | | | | | | | | | | | | | | |
| 1993 CINCINNATI REDS PITCHING RECORD | | | | | | | | | | | | | | | | | | | | | | | | | | | | | | | | | | | | | | | | | | | | | | | | | | | |
| G | IP | W | L | R | ER | SO | BB | GS | CG | SHO | SV | ERA | G | IP | W | L | R | ER | SO | BB | GS | CG | SHO | SV | ERA | | | | | | | | | | | | | | | | | | | | | | | | | | |
| 19 | 28.2 | 3 | 0 | 18 | 18 | 23 | 9 | 0 | 0 | 0 | 0 | 5.65 | 19 | 28.2 | 3 | 0 | 18 | 18 | 23 | 9 | 0 | 0 | 0 | 0 | 5.65 | | | | | | | | | | | | | | | | | | | | | | | | | | |
| CARDBOARD BASEBALL RATINGS | | | | | | | | | | | | | | | | | | | | | | | | | | | | | | | | | | | | | | | | | | | | | | | | | | | |
| ERA | | | | | | | | | | | | | W | | | | | | | | | | | | | BB | | | | | | | | | | | | | K | | | | | | | | | | | | |
| 56 | | | | | | | | | | | | | 3 | | | | | | | | | | | | | 9 | | | | | | | | | | | | | 23 | | | | | | | | | | | | |

| | | | | | | | | | | | | | | | | | | | | | | | | | | | | | | | | | | | | | | | | | | | | | | | | | | | |
|--|------|---|---|----|----|----|----|----|----|-----|----|------|--------------------------------|------|---|---|----|----|----|----|----|----|-----|----|------|----|--|--|--|--|--|--|--|--|--|--|--|--|----|--|--|--|--|--|--|--|--|--|--|--|--|
| 659 | | | | | | | | | | | | | SHAWN HILLEGAS | | | | | | | | | | | | | P | | | | | | | | | | | | | | | | | | | | | | | | | |
| HT: 6'3" WT: 205 THROWS: RIGHT BATS: RIGHT | | | | | | | | | | | | | BORN: 8-21-1964, Dos Palos, CA | | | | | | | | | | | | | | | | | | | | | | | | | | | | | | | | | | | | | | |
| 1993 OAKLAND ATHLETICS PITCHING RECORD | | | | | | | | | | | | | | | | | | | | | | | | | | | | | | | | | | | | | | | | | | | | | | | | | | | |
| G | IP | W | L | R | ER | SO | BB | GS | CG | SHO | SV | ERA | G | IP | W | L | R | ER | SO | BB | GS | CG | SHO | SV | ERA | | | | | | | | | | | | | | | | | | | | | | | | | | |
| 18 | 60.2 | 3 | 6 | 48 | 47 | 29 | 33 | 11 | 0 | 0 | 0 | 6.97 | 6 | 31.1 | 1 | 2 | 18 | 16 | 26 | 14 | 6 | 0 | 0 | 0 | 4.65 | | | | | | | | | | | | | | | | | | | | | | | | | | |
| CARDBOARD BASEBALL RATINGS | | | | | | | | | | | | | | | | | | | | | | | | | | | | | | | | | | | | | | | | | | | | | | | | | | | |
| ERA | | | | | | | | | | | | | W | | | | | | | | | | | | | BB | | | | | | | | | | | | | K | | | | | | | | | | | | |
| 69 | | | | | | | | | | | | | 3 | | | | | | | | | | | | | 33 | | | | | | | | | | | | | 29 | | | | | | | | | | | | |

| | | | | | | | | | | | | | | | | | | | | | | | | | | | | | | | | | | | | | | | | | | | | | | | | | | | |
|--|------|---|---|----|----|----|----|----|----|-----|----|------|-----------------------------------|------|---|---|----|----|----|----|----|----|-----|----|------|----|--|--|--|--|--|--|--|--|--|--|--|--|----|--|--|--|--|--|--|--|--|--|--|--|--|
| 663 | | | | | | | | | | | | | STERLING HITCHCOCK | | | | | | | | | | | | | P | | | | | | | | | | | | | | | | | | | | | | | | | |
| HT: 6'1" WT: 200 THROWS: LEFT BATS: LEFT | | | | | | | | | | | | | BORN: 4-29-1971, Fayetteville, NC | | | | | | | | | | | | | | | | | | | | | | | | | | | | | | | | | | | | | | |
| 1993 NEW YORK YANKEES PITCHING RECORD | | | | | | | | | | | | | | | | | | | | | | | | | | | | | | | | | | | | | | | | | | | | | | | | | | | |
| G | IP | W | L | R | ER | SO | BB | GS | CG | SHO | SV | ERA | G | IP | W | L | R | ER | SO | BB | GS | CG | SHO | SV | ERA | | | | | | | | | | | | | | | | | | | | | | | | | | |
| 6 | 31.1 | 1 | 2 | 18 | 16 | 26 | 14 | 6 | 0 | 0 | 0 | 4.65 | 6 | 31.1 | 1 | 2 | 18 | 16 | 26 | 14 | 6 | 0 | 0 | 0 | 4.65 | | | | | | | | | | | | | | | | | | | | | | | | | | |
| CARDBOARD BASEBALL RATINGS | | | | | | | | | | | | | | | | | | | | | | | | | | | | | | | | | | | | | | | | | | | | | | | | | | | |
| ERA | | | | | | | | | | | | | W | | | | | | | | | | | | | BB | | | | | | | | | | | | | K | | | | | | | | | | | | |
| 46 | | | | | | | | | | | | | 1 | | | | | | | | | | | | | 14 | | | | | | | | | | | | | 26 | | | | | | | | | | | | |

| | | | | | | | | | | | | | | | | | | | | | | | | | | | | | | | | | | | | | | | | | | | | | | | | | | | |
|--|-------|---|---|----|----|----|----|----|----|-----|----|------|----------------------------|------|---|---|----|----|----|----|----|----|-----|----|------|----|--|--|--|--|--|--|--|--|--|--|--|--|----|--|--|--|--|--|--|--|--|--|--|--|--|
| 660 | | | | | | | | | | | | | KEN HILL | | | | | | | | | | | | | P | | | | | | | | | | | | | | | | | | | | | | | | | |
| HT: 6'4" WT: 200 THROWS: RIGHT BATS: RIGHT | | | | | | | | | | | | | BORN: 12-14-1965, Lynn, MA | | | | | | | | | | | | | | | | | | | | | | | | | | | | | | | | | | | | | | |
| 1993 MONTREAL EXPOS PITCHING RECORD | | | | | | | | | | | | | | | | | | | | | | | | | | | | | | | | | | | | | | | | | | | | | | | | | | | |
| G | IP | W | L | R | ER | SO | BB | GS | CG | SHO | SV | ERA | G | IP | W | L | R | ER | SO | BB | GS | CG | SHO | SV | ERA | | | | | | | | | | | | | | | | | | | | | | | | | | |
| 28 | 183.2 | 9 | 7 | 84 | 66 | 90 | 74 | 28 | 2 | 0 | 0 | 3.23 | 67 | 90.1 | 4 | 6 | 43 | 39 | 79 | 39 | 0 | 0 | 0 | 5 | 3.90 | | | | | | | | | | | | | | | | | | | | | | | | | | |
| CARDBOARD BASEBALL RATINGS | | | | | | | | | | | | | | | | | | | | | | | | | | | | | | | | | | | | | | | | | | | | | | | | | | | |
| ERA | | | | | | | | | | | | | W | | | | | | | | | | | | | BB | | | | | | | | | | | | | K | | | | | | | | | | | | |
| 32 | | | | | | | | | | | | | 9 | | | | | | | | | | | | | 74 | | | | | | | | | | | | | 90 | | | | | | | | | | | | |

| | | | | | | | | | | | | | | | | | | | | | | | | | | | | | | | | | | | | | | | | | | | | | | | | | | | |
|--|------|---|---|----|----|----|----|----|----|-----|----|------|----------------------------------|------|---|---|----|----|----|----|----|----|-----|----|------|----|--|--|--|--|--|--|--|--|--|--|--|--|----|--|--|--|--|--|--|--|--|--|--|--|--|
| 664 | | | | | | | | | | | | | TREVOR HOFFMAN | | | | | | | | | | | | | P | | | | | | | | | | | | | | | | | | | | | | | | | |
| HT: 6'0" WT: 220 THROWS: RIGHT BATS: RIGHT | | | | | | | | | | | | | BORN: 10-13-1967, Bellflower, CA | | | | | | | | | | | | | | | | | | | | | | | | | | | | | | | | | | | | | | |
| 1993 SAN DIEGO PADRES PITCHING RECORD | | | | | | | | | | | | | | | | | | | | | | | | | | | | | | | | | | | | | | | | | | | | | | | | | | | |
| G | IP | W | L | R | ER | SO | BB | GS | CG | SHO | SV | ERA | G | IP | W | L | R | ER | SO | BB | GS | CG | SHO | SV | ERA | | | | | | | | | | | | | | | | | | | | | | | | | | |
| 67 | 90.1 | 4 | 6 | 43 | 39 | 79 | 39 | 0 | 0 | 0 | 5 | 3.90 | 67 | 90.1 | 4 | 6 | 43 | 39 | 79 | 39 | 0 | 0 | 0 | 5 | 3.90 | | | | | | | | | | | | | | | | | | | | | | | | | | |
| CARDBOARD BASEBALL RATINGS | | | | | | | | | | | | | | | | | | | | | | | | | | | | | | | | | | | | | | | | | | | | | | | | | | | |
| ERA | | | | | | | | | | | | | W | | | | | | | | | | | | | BB | | | | | | | | | | | | | K | | | | | | | | | | | | |
| 39 | | | | | | | | | | | | | 4 | | | | | | | | | | | | | 39 | | | | | | | | | | | | | 79 | | | | | | | | | | | | |

| | | | | | | | | | | | | | | | | | | | | | | | | | | | | | | | | | | | | | | | | | | | | | | | | | | | |
|--|------|---|---|----|----|----|----|----|----|-----|----|------|---------------------------------|------|---|---|----|----|----|----|----|----|-----|----|------|----|--|--|--|--|--|--|--|--|--|--|--|--|----|--|--|--|--|--|--|--|--|--|--|--|--|
| 665 | | | | | | | | | | | | | BRAD HOLMAN | | | | | | | | | | | | | P | | | | | | | | | | | | | | | | | | | | | | | | | |
| HT: 6'5" WT: 205 THROWS: RIGHT BATS: RIGHT | | | | | | | | | | | | | BORN: 2-9-1968, Kansas City, MO | | | | | | | | | | | | | | | | | | | | | | | | | | | | | | | | | | | | | | |
| 1993 SEATTLE MARINERS PITCHING RECORD | | | | | | | | | | | | | | | | | | | | | | | | | | | | | | | | | | | | | | | | | | | | | | | | | | | |
| G | IP | W | L | R | ER | SO | BB | GS | CG | SHO | SV | ERA | G | IP | W | L | R | ER | SO | BB | GS | CG | SHO | SV | ERA | | | | | | | | | | | | | | | | | | | | | | | | | | |
| 19 | 36.1 | 1 | 3 | 17 | 15 | 17 | 16 | 0 | 0 | 0 | 3 | 3.72 | 7 | 38.1 | 0 | 2 | 19 | 17 | 8 | 8 | 7 | 0 | 0 | 0 | 4.03 | | | | | | | | | | | | | | | | | | | | | | | | | | |
| CARDBOARD BASEBALL RATINGS | | | | | | | | | | | | | | | | | | | | | | | | | | | | | | | | | | | | | | | | | | | | | | | | | | | |
| ERA | | | | | | | | | | | | | W | | | | | | | | | | | | | BB | | | | | | | | | | | | | K | | | | | | | | | | | | |
| 37 | | | | | | | | | | | | | 1 | | | | | | | | | | | | | 16 | | | | | | | | | | | | | 17 | | | | | | | | | | | | |

| | | | | | | | | | | | | | | | | | | | | | | | | | | | | | | | | | | | | | | | | | | | | | | | | | | | |
|--|------|---|---|----|----|----|----|----|----|-----|----|------|---------------------------------------|------|---|---|----|----|----|----|----|----|-----|----|------|----|--|--|--|--|--|--|--|--|--|--|--|--|---|--|--|--|--|--|--|--|--|--|--|--|--|
| 669 | | | | | | | | | | | | | JOHN HOPE | | | | | | | | | | | | | P | | | | | | | | | | | | | | | | | | | | | | | | | |
| HT: 6'3" WT: 195 THROWS: RIGHT BATS: RIGHT | | | | | | | | | | | | | BORN: 12-21-1970, Fort Lauderdale, FL | | | | | | | | | | | | | | | | | | | | | | | | | | | | | | | | | | | | | | |
| 1993 PITTSBURGH PIRATES PITCHING RECORD | | | | | | | | | | | | | | | | | | | | | | | | | | | | | | | | | | | | | | | | | | | | | | | | | | | |
| G | IP | W | L | R | ER | SO | BB | GS | CG | SHO | SV | ERA | G | IP | W | L | R | ER | SO | BB | GS | CG | SHO | SV | ERA | | | | | | | | | | | | | | | | | | | | | | | | | | |
| 7 | 38.1 | 0 | 2 | 19 | 17 | 8 | 8 | 7 | 0 | 0 | 0 | 4.03 | 40 | 25.1 | 2 | 0 | 15 | 15 | 17 | 15 | 0 | 0 | 0 | 0 | 5.40 | | | | | | | | | | | | | | | | | | | | | | | | | | |
| CARDBOARD BASEBALL RATINGS | | | | | | | | | | | | | | | | | | | | | | | | | | | | | | | | | | | | | | | | | | | | | | | | | | | |
| ERA | | | | | | | | | | | | | W | | | | | | | | | | | | | BB | | | | | | | | | | | | | K | | | | | | | | | | | | |
| 40 | | | | | | | | | | | | | 0 | | | | | | | | | | | | | 8 | | | | | | | | | | | | | 8 | | | | | | | | | | | | |

| | | | | | | | | | | | | | | | | | | | | | | | | | | | | | | | | | | | | | | | | | | | | | | | | | | | |
|--|------|---|---|----|----|----|----|----|----|-----|----|------|--------------------------------|------|---|---|----|----|----|----|----|----|-----|----|------|----|--|--|--|--|--|--|--|--|--|--|--|--|----|--|--|--|--|--|--|--|--|--|--|--|--|
| 666 | | | | | | | | | | | | | DARREN HOLMES | | | | | | | | | | | | | P | | | | | | | | | | | | | | | | | | | | | | | | | |
| HT: 6'0" WT: 199 THROWS: RIGHT BATS: RIGHT | | | | | | | | | | | | | BORN: 4-25-1966, Asheville, NC | | | | | | | | | | | | | | | | | | | | | | | | | | | | | | | | | | | | | | |
| 1993 COLORADO ROCKIES PITCHING RECORD | | | | | | | | | | | | | | | | | | | | | | | | | | | | | | | | | | | | | | | | | | | | | | | | | | | |
| G | IP | W | L | R | ER | SO | BB | GS | CG | SHO | SV | ERA | G | IP | W | L | R | ER | SO | BB | GS | CG | SHO | SV | ERA | | | | | | | | | | | | | | | | | | | | | | | | | | |
| 62 | 66.2 | 3 | 3 | 31 | 30 | 60 | 20 | 0 | 0 | 0 | 25 | 4.05 | 40 | 25.1 | 2 | 0 | 15 | 15 | 17 | 15 | 0 | 0 | 0 | 0 | 5.40 | | | | | | | | | | | | | | | | | | | | | | | | | | |
| CARDBOARD BASEBALL RATINGS | | | | | | | | | | | | | | | | | | | | | | | | | | | | | | | | | | | | | | | | | | | | | | | | | | | |
| ERA | | | | | | | | | | | | | W | | | | | | | | | | | | | BB | | | | | | | | | | | | | K | | | | | | | | | | | | |
| 40 | | | | | | | | | | | | | 3 | | | | | | | | | | | | | 20 | | | | | | | | | | | | | 60 | | | | | | | | | | | | |

| | | | | | | | | | | | | | | | | | | | | | | | | | | | | | | | | | | | | | | | | | | | | | | | | | | | |
|---|------|---|---|----|----|----|----|----|----|-----|----|------|----------------------------------|------|---|---|----|----|----|----|----|----|-----|----|------|----|--|--|--|--|--|--|--|--|--|--|--|--|----|--|--|--|--|--|--|--|--|--|--|--|--|
| 670 | | | | | | | | | | | | | VINCE HORSMAN | | | | | | | | | | | | | P | | | | | | | | | | | | | | | | | | | | | | | | | |
| HT: 6'2" WT: 175 THROWS: LEFT BATS: RIGHT | | | | | | | | | | | | | BORN: 3-9-1967, Halifax, NS, CAN | | | | | | | | | | | | | | | | | | | | | | | | | | | | | | | | | | | | | | |
| 1993 OAKLAND ATHLETICS PITCHING RECORD | | | | | | | | | | | | | | | | | | | | | | | | | | | | | | | | | | | | | | | | | | | | | | | | | | | |
| G | IP | W | L | R | ER | SO | BB | GS | CG | SHO | SV | ERA | G | IP | W | L | R | ER | SO | BB | GS | CG | SHO | SV | ERA | | | | | | | | | | | | | | | | | | | | | | | | | | |
| 40 | 25.1 | 2 | 0 | 15 | 15 | 17 | 15 | 0 | 0 | 0 | 0 | 5.40 | 54 | 25.1 | 2 | 0 | 15 | 15 | 17 | 15 | 0 | 0 | 0 | 0 | 5.40 | | | | | | | | | | | | | | | | | | | | | | | | | | |
| CARDBOARD BASEBALL RATINGS | | | | | | | | | | | | | | | | | | | | | | | | | | | | | | | | | | | | | | | | | | | | | | | | | | | |
| ERA | | | | | | | | | | | | | W | | | | | | | | | | | | | BB | | | | | | | | | | | | | K | | | | | | | | | | | | |
| 54 | | | | | | | | | | | | | 2 | | | | | | | | | | | | | 15 | | | | | | | | | | | | | 17 | | | | | | | | | | | | |

| | | | | | | | | | | | | | | | | | | | | | | | | | | | | | | | | | | | | | | | | | | | | | | | | | | | |
|--|------|---|---|----|----|----|----|----|----|-----|----|------|--------------------------------|-------|---|----|-----|----|-----|----|----|----|-----|----|------|----|--|--|--|--|--|--|--|--|--|--|--|--|----|--|--|--|--|--|--|--|--|--|--|--|--|
| 667 | | | | | | | | | | | | | MARK HOLZEMER | | | | | | | | | | | | | P | | | | | | | | | | | | | | | | | | | | | | | | | |
| HT: 6'0" WT: 165 THROWS: LEFT BATS: LEFT | | | | | | | | | | | | | BORN: 8-20-1969, Littleton, CO | | | | | | | | | | | | | | | | | | | | | | | | | | | | | | | | | | | | | | |
| 1993 CALIFORNIA ANGELS PITCHING RECORD | | | | | | | | | | | | | | | | | | | | | | | | | | | | | | | | | | | | | | | | | | | | | | | | | | | |
| G | IP | W | L | R | ER | SO | BB | GS | CG | SHO | SV | ERA | G | IP | W | L | R | ER | SO | BB | GS | CG | SHO | SV | ERA | | | | | | | | | | | | | | | | | | | | | | | | | | |
| 5 | 23.1 | 0 | 3 | 24 | 23 | 10 | 13 | 4 | 0 | 0 | 0 | 8.87 | 34 | 204.1 | 9 | 16 | 109 | 97 | 126 | 71 | 34 | 0 | 0 | 0 | 4.27 | | | | | | | | | | | | | | | | | | | | | | | | | | |
| CARDBOARD BASEBALL RATINGS | | | | | | | | | | | | | | | | | | | | | | | | | | | | | | | | | | | | | | | | | | | | | | | | | | | |
| ERA | | | | | | | | | | | | | W | | | | | | | | | | | | | BB | | | | | | | | | | | | | K | | | | | | | | | | | | |
| 88 | | | | | | | | | | | | | 0 | | | | | | | | | | | | | 13 | | | | | | | | | | | | | 10 | | | | | | | | | | | | |

| | | | | | | | | | | | | | | | | | | | | | | | | | | | | | | | | | | | | | | | | | | | | | | | | | | | |
|--|------|---|---|----|----|----|----|----|----|-----|----|------|------------------------------|-------|---|----|-----|----|-----|----|----|----|-----|----|------|----|--|--|--|--|--|--|--|--|--|--|--|--|-----|--|--|--|--|--|--|--|--|--|--|--|--|
| 671 | | | | | | | | | | | | | CHARLIE HOUGH | | | | | | | | | | | | | P | | | | | | | | | | | | | | | | | | | | | | | | | |
| HT: 6'2" WT: 190 THROWS: RIGHT BATS: RIGHT | | | | | | | | | | | | | BORN: 1-5-1948, Honolulu, HI | | | | | | | | | | | | | | | | | | | | | | | | | | | | | | | | | | | | | | |
| 1993 FLORIDA MARLINS PITCHING RECORD | | | | | | | | | | | | | | | | | | | | | | | | | | | | | | | | | | | | | | | | | | | | | | | | | | | |
| G | IP | W | L | R | ER | SO | BB | GS | CG | SHO | SV | ERA | G | IP | W | L | R | ER | SO | BB | GS | CG | SHO | SV | ERA | | | | | | | | | | | | | | | | | | | | | | | | | | |
| 5 | 23.1 | 0 | 3 | 24 | 23 | 10 | 13 | 4 | 0 | 0 | 0 | 8.87 | 34 | 204.1 | 9 | 16 | 109 | 97 | 126 | 71 | 34 | 0 | 0 | 0 | 4.27 | | | | | | | | | | | | | | | | | | | | | | | | | | |
| CARDBOARD BASEBALL RATINGS | | | | | | | | | | | | | | | | | | | | | | | | | | | | | | | | | | | | | | | | | | | | | | | | | | | |
| ERA | | | | | | | | | | | | | W | | | | | | | | | | | | | BB | | | | | | | | | | | | | K | | | | | | | | | | | | |
| 42 | | | | | | | | | | | | | 9 | | | | | | | | | | | | | 71 | | | | | | | | | | | | | 126 | | | | | | | | | | | | |

| | | | | | | | | | | | | | | | | | | | | | | | | | | | | | | | | | | | | | | | | | | | | | | | | | | | |
|--|------|---|---|----|----|----|----|----|----|-----|----|------|----------------------------------|------|---|---|----|----|----|----|----|----|-----|----|------|----|--|--|--|--|--|--|--|--|--|--|--|--|----|--|--|--|--|--|--|--|--|--|--|--|--|
| 668 | | | | | | | | | | | | | RICK HONEYCUTT | | | | | | | | | | | | | P | | | | | | | | | | | | | | | | | | | | | | | | | |
| HT: 6'1" WT: 185 THROWS: LEFT BATS: LEFT | | | | | | | | | | | | | BORN: 6-29-1954, Chattanooga, TN | | | | | | | | | | | | | | | | | | | | | | | | | | | | | | | | | | | | | | |
| 1993 OAKLAND ATHLETICS PITCHING RECORD | | | | | | | | | | | | | | | | | | | | | | | | | | | | | | | | | | | | | | | | | | | | | | | | | | | |
| G | IP | W | L | R | ER | SO | BB | GS | CG | SHO | SV | ERA | G | IP | W | L | R | ER | SO | BB | GS | CG | SHO | SV | ERA | | | | | | | | | | | | | | | | | | | | | | | | | | |
| 52 | 41.2 | 1 | 4 | 18 | 13 | 21 | 20 | 0 | 0 | 0 | 1 | 2.81 | 54 | 58.1 | 3 | 3 | 16 | 15 | 37 | 16 | 0 | 0 | 0 | 0 | 2.31 | | | | | | | | | | | | | | | | | | | | | | | | | | |
| CARDBOARD BASEBALL RATINGS | | | | | | | | | | | | | | | | | | | | | | | | | | | | | | | | | | | | | | | | | | | | | | | | | | | |
| ERA | | | | | | | | | | | | | W | | | | | | | | | | | | | BB | | | | | | | | | | | | | K | | | | | | | | | | | | |
| 28 | | | | | | | | | | | | | 1 | | | | | | | | | | | | | 20 | | | | | | | | | | | | | 21 | | | | | | | | | | | | |

| | | | | | | | | | | | | | | | | | | | | | | | | | | | | | | | | | | | | | | | | | | | | | | | | | | | |
|--|------|---|---|----|----|----|----|----|----|-----|----|------|-----------------------------|------|---|---|----|----|----|----|----|----|-----|----|------|----|--|--|--|--|--|--|--|--|--|--|--|--|----|--|--|--|--|--|--|--|--|--|--|--|--|
| 672 | | | | | | | | | | | | | JAY HOWELL | | | | | | | | | | | | | P | | | | | | | | | | | | | | | | | | | | | | | | | |
| HT: 6'3" WT: 200 THROWS: RIGHT BATS: RIGHT | | | | | | | | | | | | | BORN: 11-26-1955, Miami, FL | | | | | | | | | | | | | | | | | | | | | | | | | | | | | | | | | | | | | | |
| 1993 ATLANTA BRAVES PITCHING RECORD | | | | | | | | | | | | | | | | | | | | | | | | | | | | | | | | | | | | | | | | | | | | | | | | | | | |
| G | IP | W | L | R | ER | SO | BB | GS | CG | SHO | SV | ERA | G | IP | W | L | R | ER | SO | BB | GS | CG | SHO | SV | ERA | | | | | | | | | | | | | | | | | | | | | | | | | | |
| 54 | 58.1 | 3 | 3 | 16 | 15 | 37 | 16 | 0 | 0 | 0 | 0 | 2.31 | 54 | 58.1 | 3 | 3 | 16 | 15 | 37 | 16 | 0 | 0 | 0 | 0 | 2.31 | | | | | | | | | | | | | | | | | | | | | | | | | | |
| CARDBOARD BASEBALL RATINGS | | | | | | | | | | | | | | | | | | | | | | | | | | | | | | | | | | | | | | | | | | | | | | | | | | | |
| ERA | | | | | | | | | | | | | W | | | | | | | | | | | | | BB | | | | | | | | | | | | | K | | | | | | | | | | | | |
| 23 | | | | | | | | | | | | | 3 | | | | | | | | | | | | | 16 | | | | | | | | | | | | | 37 | | | | | | | | | | | | |

| | | | | | | | | | | | | | | | | | | | | | | | | | | | | | | | | | | | | | | | | | | | | | | | | | | | |
|--|------|---|---|----|----|----|----|----|----|-----|----|------|------------------------------|-------|----|----|-----|----|-----|----|----|----|-----|----|------|----|--|--|--|--|--|--|--|--|--|--|--|--|----|--|--|--|--|--|--|--|--|--|--|--|--|
| 673 | | | | | | | | | | | | | STEVE HOWE | | | | | | | | | | | | | P | | | | | | | | | | | | | | | | | | | | | | | | | |
| HT: 6'1" WT: 180 THROWS: LEFT BATS: LEFT | | | | | | | | | | | | | BORN: 3-10-1958, Pontiac, MI | | | | | | | | | | | | | | | | | | | | | | | | | | | | | | | | | | | | | | |
| 1993 NEW YORK YANKEES PITCHING RECORD | | | | | | | | | | | | | | | | | | | | | | | | | | | | | | | | | | | | | | | | | | | | | | | | | | | |
| G | IP | W | L | R | ER | SO | BB | GS | CG | SHO | SV | ERA | G | IP | W | L | R | ER | SO | BB | GS | CG | SHO | SV | ERA | | | | | | | | | | | | | | | | | | | | | | | | | | |
| 51 | 50.2 | 3 | 5 | 31 | 28 | 19 | 10 | 0 | 0 | 0 | 4 | 4.97 | 32 | 210.1 | 12 | 11 | 105 | 88 | 120 | 80 | 32 | 2 | 1 | 0 | 3.77 | | | | | | | | | | | | | | | | | | | | | | | | | | |
| CARDBOARD BASEBALL RATINGS | | | | | | | | | | | | | | | | | | | | | | | | | | | | | | | | | | | | | | | | | | | | | | | | | | | |
| ERA | | | | | | | | | | | | | W | | | | | | | | | | | | | BB | | | | | | | | | | | | | K | | | | | | | | | | | | |
| 49 | | | | | | | | | | | | | 3 | | | | | | | | | | | | | 10 | | | | | | | | | | | | | 19 | | | | | | | | | | | | |

| | | | | | | | | | | | | | | | | | | | | | | | | | | | | | | | | | | | | | | | | | | | | | | | | | | | |
|--|------|---|---|----|----|----|----|----|----|-----|----|------|---------------------------------|-------|----|----|-----|----|-----|----|----|----|-----|----|------|----|--|--|--|--|--|--|--|--|--|--|--|--|-----|--|--|--|--|--|--|--|--|--|--|--|--|
| 677 | | | | | | | | | | | | | DANNY JACKSON | | | | | | | | | | | | | P | | | | | | | | | | | | | | | | | | | | | | | | | |
| HT: 6'0" WT: 205 THROWS: LEFT BATS: RIGHT | | | | | | | | | | | | | BORN: 1-5-1962, San Antonio, TX | | | | | | | | | | | | | | | | | | | | | | | | | | | | | | | | | | | | | | |
| 1993 PHILADELPHIA PHILLIES PITCHING RECORD | | | | | | | | | | | | | | | | | | | | | | | | | | | | | | | | | | | | | | | | | | | | | | | | | | | |
| G | IP | W | L | R | ER | SO | BB | GS | CG | SHO | SV | ERA | G | IP | W | L | R | ER | SO | BB | GS | CG | SHO | SV | ERA | | | | | | | | | | | | | | | | | | | | | | | | | | |
| 51 | 50.2 | 3 | 5 | 31 | 28 | 19 | 10 | 0 | 0 | 0 | 4 | 4.97 | 32 | 210.1 | 12 | 11 | 105 | 88 | 120 | 80 | 32 | 2 | 1 | 0 | 3.77 | | | | | | | | | | | | | | | | | | | | | | | | | | |
| CARDBOARD BASEBALL RATINGS | | | | | | | | | | | | | | | | | | | | | | | | | | | | | | | | | | | | | | | | | | | | | | | | | | | |
| ERA | | | | | | | | | | | | | W | | | | | | | | | | | | | BB | | | | | | | | | | | | | K | | | | | | | | | | | | |
| 37 | | | | | | | | | | | | | 12 | | | | | | | | | | | | | 80 | | | | | | | | | | | | | 120 | | | | | | | | | | | | |

| | | | | | | | | | | | | | | | | | | | | | | | | | | | | | | | | | | | | | | | | | | | | | | | | | | | |
|--|------|---|---|----|----|----|----|----|----|-----|----|------|---|------|---|---|----|----|----|----|----|----|-----|----|------|----|--|--|--|--|--|--|--|--|--|--|--|--|----|--|--|--|--|--|--|--|--|--|--|--|--|
| 674 | | | | | | | | | | | | | MARK HUTTON | | | | | | | | | | | | | P | | | | | | | | | | | | | | | | | | | | | | | | | |
| HT: 6'6" WT: 240 THROWS: RIGHT BATS: RIGHT | | | | | | | | | | | | | BORN: 2-6-1970, South Adelaide, Australia | | | | | | | | | | | | | | | | | | | | | | | | | | | | | | | | | | | | | | |
| 1993 NEW YORK YANKEES PITCHING RECORD | | | | | | | | | | | | | | | | | | | | | | | | | | | | | | | | | | | | | | | | | | | | | | | | | | | |
| G | IP | W | L | R | ER | SO | BB | GS | CG | SHO | SV | ERA | G | IP | W | L | R | ER | SO | BB | GS | CG | SHO | SV | ERA | | | | | | | | | | | | | | | | | | | | | | | | | | |
| 7 | 22.1 | 1 | 1 | 17 | 14 | 12 | 17 | 4 | 0 | 0 | 0 | 5.73 | 81 | 77.1 | 6 | 6 | 28 | 26 | 70 | 24 | 0 | 0 | 0 | 1 | 3.03 | | | | | | | | | | | | | | | | | | | | | | | | | | |
| CARDBOARD BASEBALL RATINGS | | | | | | | | | | | | | | | | | | | | | | | | | | | | | | | | | | | | | | | | | | | | | | | | | | | |
| ERA | | | | | | | | | | | | | W | | | | | | | | | | | | | BB | | | | | | | | | | | | | K | | | | | | | | | | | | |
| 57 | | | | | | | | | | | | | 1 | | | | | | | | | | | | | 17 | | | | | | | | | | | | | 12 | | | | | | | | | | | | |

| | | | | | | | | | | | | | | | | | | | | | | | | | | | | | | | | | | | | | | | | | | | | | | | | | | | |
|--|------|---|---|----|----|----|----|----|----|-----|----|------|-------------------------------|------|---|---|----|----|----|----|----|----|-----|----|------|----|--|--|--|--|--|--|--|--|--|--|--|--|----|--|--|--|--|--|--|--|--|--|--|--|--|
| 678 | | | | | | | | | | | | | MIKE JACKSON | | | | | | | | | | | | | P | | | | | | | | | | | | | | | | | | | | | | | | | |
| HT: 6'1" WT: 185 THROWS: RIGHT BATS: RIGHT | | | | | | | | | | | | | BORN: 12-22-1964, Houston, TX | | | | | | | | | | | | | | | | | | | | | | | | | | | | | | | | | | | | | | |
| 1993 SAN FRANCISCO GIANTS PITCHING RECORD | | | | | | | | | | | | | | | | | | | | | | | | | | | | | | | | | | | | | | | | | | | | | | | | | | | |
| G | IP | W | L | R | ER | SO | BB | GS | CG | SHO | SV | ERA | G | IP | W | L | R | ER | SO | BB | GS | CG | SHO | SV | ERA | | | | | | | | | | | | | | | | | | | | | | | | | | |
| 7 | 22.1 | 1 | 1 | 17 | 14 | 12 | 17 | 4 | 0 | 0 | 0 | 5.73 | 81 | 77.1 | 6 | 6 | 28 | 26 | 70 | 24 | 0 | 0 | 0 | 1 | 3.03 | | | | | | | | | | | | | | | | | | | | | | | | | | |
| CARDBOARD BASEBALL RATINGS | | | | | | | | | | | | | | | | | | | | | | | | | | | | | | | | | | | | | | | | | | | | | | | | | | | |
| ERA | | | | | | | | | | | | | W | | | | | | | | | | | | | BB | | | | | | | | | | | | | K | | | | | | | | | | | | |
| 30 | | | | | | | | | | | | | 6 | | | | | | | | | | | | | 24 | | | | | | | | | | | | | 70 | | | | | | | | | | | | |

| | | | | | | | | | | | | | | | | | | | | | | | | | | | | | | | | | | | | | | | | | | | | | | | | | | | |
|--|------|---|---|----|----|----|----|----|----|-----|----|------|------------------------------------|------|---|---|----|----|----|----|----|----|-----|----|------|----|--|--|--|--|--|--|--|--|--|--|--|--|----|--|--|--|--|--|--|--|--|--|--|--|--|
| 675 | | | | | | | | | | | | | MIKE IGNASIAK | | | | | | | | | | | | | P | | | | | | | | | | | | | | | | | | | | | | | | | |
| HT: 5'11" WT: 175 THROWS: RIGHT BATS: BOTH | | | | | | | | | | | | | BORN: 3-12-1966, Mount Clemens, MI | | | | | | | | | | | | | | | | | | | | | | | | | | | | | | | | | | | | | | |
| 1993 MILWAUKEE BREWERS PITCHING RECORD | | | | | | | | | | | | | | | | | | | | | | | | | | | | | | | | | | | | | | | | | | | | | | | | | | | |
| G | IP | W | L | R | ER | SO | BB | GS | CG | SHO | SV | ERA | G | IP | W | L | R | ER | SO | BB | GS | CG | SHO | SV | ERA | | | | | | | | | | | | | | | | | | | | | | | | | | |
| 27 | 37.1 | 1 | 1 | 17 | 15 | 28 | 21 | 0 | 0 | 0 | 0 | 3.65 | 10 | 40.1 | 1 | 1 | 20 | 20 | 20 | 19 | 6 | 0 | 0 | 0 | 4.46 | | | | | | | | | | | | | | | | | | | | | | | | | | |
| CARDBOARD BASEBALL RATINGS | | | | | | | | | | | | | | | | | | | | | | | | | | | | | | | | | | | | | | | | | | | | | | | | | | | |
| ERA | | | | | | | | | | | | | W | | | | | | | | | | | | | BB | | | | | | | | | | | | | K | | | | | | | | | | | | |
| 36 | | | | | | | | | | | | | 1 | | | | | | | | | | | | | 21 | | | | | | | | | | | | | 28 | | | | | | | | | | | | |

| | | | | | | | | | | | | | | | | | | | | | | | | | | | | | | | | | | | | | | | | | | | | | | | | | | | |
|--|------|---|---|----|----|----|----|----|----|-----|----|------|--|------|---|---|----|----|----|----|----|----|-----|----|------|----|--|--|--|--|--|--|--|--|--|--|--|--|----|--|--|--|--|--|--|--|--|--|--|--|--|
| 679 | | | | | | | | | | | | | DOMINGO JEAN | | | | | | | | | | | | | P | | | | | | | | | | | | | | | | | | | | | | | | | |
| HT: 6'2" WT: 175 THROWS: RIGHT BATS: RIGHT | | | | | | | | | | | | | BORN: 1-9-1969, San Pedro de Macoris, D.R. | | | | | | | | | | | | | | | | | | | | | | | | | | | | | | | | | | | | | | |
| 1993 NEW YORK YANKEES PITCHING RECORD | | | | | | | | | | | | | | | | | | | | | | | | | | | | | | | | | | | | | | | | | | | | | | | | | | | |
| G | IP | W | L | R | ER | SO | BB | GS | CG | SHO | SV | ERA | G | IP | W | L | R | ER | SO | BB | GS | CG | SHO | SV | ERA | | | | | | | | | | | | | | | | | | | | | | | | | | |
| 27 | 37.1 | 1 | 1 | 17 | 15 | 28 | 21 | 0 | 0 | 0 | 0 | 3.65 | 10 | 40.1 | 1 | 1 | 20 | 20 | 20 | 19 | 6 | 0 | 0 | 0 | 4.46 | | | | | | | | | | | | | | | | | | | | | | | | | | |
| CARDBOARD BASEBALL RATINGS | | | | | | | | | | | | | | | | | | | | | | | | | | | | | | | | | | | | | | | | | | | | | | | | | | | |
| ERA | | | | | | | | | | | | | W | | | | | | | | | | | | | BB | | | | | | | | | | | | | K | | | | | | | | | | | | |
| 44 | | | | | | | | | | | | | 1 | | | | | | | | | | | | | 19 | | | | | | | | | | | | | 20 | | | | | | | | | | | | |

| | | | | | | | | | | | | | | | | | | | | | | | | | | | | | | | | | | | | | | | | | | | | | | | | | | | |
|--|------|---|---|----|----|----|----|----|----|-----|----|------|-----------------------------|------|---|---|----|----|----|----|----|----|-----|----|------|----|--|--|--|--|--|--|--|--|--|--|--|--|----|--|--|--|--|--|--|--|--|--|--|--|--|
| 676 | | | | | | | | | | | | | JEFF INNIS | | | | | | | | | | | | | P | | | | | | | | | | | | | | | | | | | | | | | | | |
| HT: 6'1" WT: 170 THROWS: RIGHT BATS: RIGHT | | | | | | | | | | | | | BORN: 7-5-1962, Decatur, IL | | | | | | | | | | | | | | | | | | | | | | | | | | | | | | | | | | | | | | |
| 1993 NEW YORK METS PITCHING RECORD | | | | | | | | | | | | | | | | | | | | | | | | | | | | | | | | | | | | | | | | | | | | | | | | | | | |
| G | IP | W | L | R | ER | SO | BB | GS | CG | SHO | SV | ERA | G | IP | W | L | R | ER | SO | BB | GS | CG | SHO | SV | ERA | | | | | | | | | | | | | | | | | | | | | | | | | | |
| 67 | 76.2 | 2 | 3 | 39 | 35 | 36 | 38 | 0 | 0 | 0 | 3 | 4.11 | 5 | 27.1 | 1 | 0 | 12 | 12 | 13 | 16 | 4 | 0 | 0 | 0 | 4.00 | | | | | | | | | | | | | | | | | | | | | | | | | | |
| CARDBOARD BASEBALL RATINGS | | | | | | | | | | | | | | | | | | | | | | | | | | | | | | | | | | | | | | | | | | | | | | | | | | | |
| ERA | | | | | | | | | | | | | W | | | | | | | | | | | | | BB | | | | | | | | | | | | | K | | | | | | | | | | | | |
| 41 | | | | | | | | | | | | | 2 | | | | | | | | | | | | | 38 | | | | | | | | | | | | | 36 | | | | | | | | | | | | |

| | | | | | | | | | | | | | | | | | | | | | | | | | | | | | | | | | | | | | | | | | | | | | | | | | | | |
|--|------|---|---|----|----|----|----|----|----|-----|----|------|-------------------------------|------|---|---|----|----|----|----|----|----|-----|----|------|----|--|--|--|--|--|--|--|--|--|--|--|--|----|--|--|--|--|--|--|--|--|--|--|--|--|
| 680 | | | | | | | | | | | | | MIGUEL JIMENEZ | | | | | | | | | | | | | P | | | | | | | | | | | | | | | | | | | | | | | | | |
| HT: 6'2" WT: 205 THROWS: RIGHT BATS: RIGHT | | | | | | | | | | | | | BORN: 8-19-1969, New York, NY | | | | | | | | | | | | | | | | | | | | | | | | | | | | | | | | | | | | | | |
| 1993 OAKLAND ATHLETICS PITCHING RECORD | | | | | | | | | | | | | | | | | | | | | | | | | | | | | | | | | | | | | | | | | | | | | | | | | | | |
| G | IP | W | L | R | ER | SO | BB | GS | CG | SHO | SV | ERA | G | IP | W | L | R | ER | SO | BB | GS | CG | SHO | SV | ERA | | | | | | | | | | | | | | | | | | | | | | | | | | |
| 67 | 76.2 | 2 | 3 | 39 | 35 | 36 | 38 | 0 | 0 | 0 | 3 | 4.11 | 5 | 27.1 | 1 | 0 | 12 | 12 | 13 | 16 | 4 | 0 | 0 | 0 | 4.00 | | | | | | | | | | | | | | | | | | | | | | | | | | |
| CARDBOARD BASEBALL RATINGS | | | | | | | | | | | | | | | | | | | | | | | | | | | | | | | | | | | | | | | | | | | | | | | | | | | |
| ERA | | | | | | | | | | | | | W | | | | | | | | | | | | | BB | | | | | | | | | | | | | K | | | | | | | | | | | | |
| 40 | | | | | | | | | | | | | 1 | | | | | | | | | | | | | 16 | | | | | | | | | | | | | 13 | | | | | | | | | | | | |

| | | | | | | | | | | | | | | | | | | | | | | | | | | | | | | | | | | | | | | | | | | | | | | | | | | | |
|--|------|---|---|----|----|----|----|----|----|-----|----|------|----------------------------------|------|---|---|----|----|----|----|----|----|-----|----|------|----|--|--|--|--|--|--|--|--|--|--|--|--|----|--|--|--|--|--|--|--|--|--|--|--|--|
| 681 | | | | | | | | | | | | | JOEL JOHNSTON | | | | | | | | | | | | | P | | | | | | | | | | | | | | | | | | | | | | | | | |
| HT: 6'5" WT: 218 THROWS: RIGHT BATS: RIGHT | | | | | | | | | | | | | BORN: 3-8-1967, West Chester, PA | | | | | | | | | | | | | | | | | | | | | | | | | | | | | | | | | | | | | | |
| 1993 PITTSBURGH PIRATES PITCHING RECORD | | | | | | | | | | | | | | | | | | | | | | | | | | | | | | | | | | | | | | | | | | | | | | | | | | | |
| G | IP | W | L | R | ER | SO | BB | GS | CG | SHO | SV | ERA | G | IP | W | L | R | ER | SO | BB | GS | CG | SHO | SV | ERA | | | | | | | | | | | | | | | | | | | | | | | | | | |
| 33 | 53.1 | 2 | 4 | 20 | 20 | 31 | 19 | 0 | 0 | 0 | 2 | 3.38 | 12 | 39.2 | 4 | 1 | 34 | 28 | 21 | 9 | 6 | 0 | 0 | 0 | 6.35 | | | | | | | | | | | | | | | | | | | | | | | | | | |
| CARDBOARD BASEBALL RATINGS | | | | | | | | | | | | | | | | | | | | | | | | | | | | | | | | | | | | | | | | | | | | | | | | | | | |
| ERA | | | | | | | | | | | | | W | | | | | | | | | | | | | BB | | | | | | | | | | | | | K | | | | | | | | | | | | |
| 33 | | | | | | | | | | | | | 2 | | | | | | | | | | | | | 19 | | | | | | | | | | | | | 31 | | | | | | | | | | | | |

| | | | | | | | | | | | | | | | | | | | | | | | | | | | | | | | | | | | | | | | | | | | | | | | | | | | |
|--|------|---|---|----|----|----|----|----|----|-----|----|------|-----------------------------|------|---|---|----|----|----|----|----|----|-----|----|------|----|--|--|--|--|--|--|--|--|--|--|--|--|----|--|--|--|--|--|--|--|--|--|--|--|--|
| 685 | | | | | | | | | | | | | JIMMY JONES | | | | | | | | | | | | | P | | | | | | | | | | | | | | | | | | | | | | | | | |
| HT: 6'2" WT: 175 THROWS: RIGHT BATS: RIGHT | | | | | | | | | | | | | BORN: 4-20-1964, Dallas, TX | | | | | | | | | | | | | | | | | | | | | | | | | | | | | | | | | | | | | | |
| 1993 MONTREAL EXPOS PITCHING RECORD | | | | | | | | | | | | | | | | | | | | | | | | | | | | | | | | | | | | | | | | | | | | | | | | | | | |
| G | IP | W | L | R | ER | SO | BB | GS | CG | SHO | SV | ERA | G | IP | W | L | R | ER | SO | BB | GS | CG | SHO | SV | ERA | | | | | | | | | | | | | | | | | | | | | | | | | | |
| 33 | 53.1 | 2 | 4 | 20 | 20 | 31 | 19 | 0 | 0 | 0 | 2 | 3.38 | 12 | 39.2 | 4 | 1 | 34 | 28 | 21 | 9 | 6 | 0 | 0 | 0 | 6.35 | | | | | | | | | | | | | | | | | | | | | | | | | | |
| CARDBOARD BASEBALL RATINGS | | | | | | | | | | | | | | | | | | | | | | | | | | | | | | | | | | | | | | | | | | | | | | | | | | | |
| ERA | | | | | | | | | | | | | W | | | | | | | | | | | | | BB | | | | | | | | | | | | | K | | | | | | | | | | | | |
| 63 | | | | | | | | | | | | | 4 | | | | | | | | | | | | | 9 | | | | | | | | | | | | | 21 | | | | | | | | | | | | |

| | | | | | | | | | | | | | | | | | | | | | | | | | | | | | | | | | | | | | | | | | | | | | | | | | | | |
|--|-------|----|---|----|----|-----|----|----|----|-----|----|------|-----------------------------------|------|---|---|----|----|----|----|----|----|-----|----|------|----|--|--|--|--|--|--|--|--|--|--|--|--|-----|--|--|--|--|--|--|--|--|--|--|--|--|
| 682 | | | | | | | | | | | | | RANDY JOHNSON | | | | | | | | | | | | | P | | | | | | | | | | | | | | | | | | | | | | | | | |
| HT: 6'10" WT: 225 THROWS: LEFT BATS: RIGHT | | | | | | | | | | | | | BORN: 9-10-1963, Walnut Creek, CA | | | | | | | | | | | | | | | | | | | | | | | | | | | | | | | | | | | | | | |
| 1993 SEATTLE MARINERS PITCHING RECORD | | | | | | | | | | | | | | | | | | | | | | | | | | | | | | | | | | | | | | | | | | | | | | | | | | | |
| G | IP | W | L | R | ER | SO | BB | GS | CG | SHO | SV | ERA | G | IP | W | L | R | ER | SO | BB | GS | CG | SHO | SV | ERA | | | | | | | | | | | | | | | | | | | | | | | | | | |
| 35 | 255.1 | 19 | 8 | 97 | 92 | 308 | 99 | 34 | 10 | 3 | 1 | 3.24 | 27 | 37.1 | 1 | 2 | 14 | 13 | 25 | 15 | 0 | 0 | 0 | 2 | 3.13 | | | | | | | | | | | | | | | | | | | | | | | | | | |
| CARDBOARD BASEBALL RATINGS | | | | | | | | | | | | | | | | | | | | | | | | | | | | | | | | | | | | | | | | | | | | | | | | | | | |
| ERA | | | | | | | | | | | | | W | | | | | | | | | | | | | BB | | | | | | | | | | | | | K | | | | | | | | | | | | |
| 32 | | | | | | | | | | | | | 19 | | | | | | | | | | | | | 99 | | | | | | | | | | | | | 308 | | | | | | | | | | | | |

| | | | | | | | | | | | | | | | | | | | | | | | | | | | | | | | | | | | | | | | | | | | | | | | | | | | |
|---|-------|----|---|----|----|-----|----|----|----|-----|----|------|-------------------------------|------|---|---|----|----|----|----|----|----|-----|----|------|----|--|--|--|--|--|--|--|--|--|--|--|--|----|--|--|--|--|--|--|--|--|--|--|--|--|
| 686 | | | | | | | | | | | | | TODD JONES | | | | | | | | | | | | | P | | | | | | | | | | | | | | | | | | | | | | | | | |
| HT: 6'3" WT: 200 THROWS: RIGHT BATS: LEFT | | | | | | | | | | | | | BORN: 4-24-1968, Marietta, GA | | | | | | | | | | | | | | | | | | | | | | | | | | | | | | | | | | | | | | |
| 1993 HOUSTON ASTROS PITCHING RECORD | | | | | | | | | | | | | | | | | | | | | | | | | | | | | | | | | | | | | | | | | | | | | | | | | | | |
| G | IP | W | L | R | ER | SO | BB | GS | CG | SHO | SV | ERA | G | IP | W | L | R | ER | SO | BB | GS | CG | SHO | SV | ERA | | | | | | | | | | | | | | | | | | | | | | | | | | |
| 35 | 255.1 | 19 | 8 | 97 | 92 | 308 | 99 | 34 | 10 | 3 | 1 | 3.24 | 27 | 37.1 | 1 | 2 | 14 | 13 | 25 | 15 | 0 | 0 | 0 | 2 | 3.13 | | | | | | | | | | | | | | | | | | | | | | | | | | |
| CARDBOARD BASEBALL RATINGS | | | | | | | | | | | | | | | | | | | | | | | | | | | | | | | | | | | | | | | | | | | | | | | | | | | |
| ERA | | | | | | | | | | | | | W | | | | | | | | | | | | | BB | | | | | | | | | | | | | K | | | | | | | | | | | | |
| 31 | | | | | | | | | | | | | 1 | | | | | | | | | | | | | 15 | | | | | | | | | | | | | 25 | | | | | | | | | | | | |

| | | | | | | | | | | | | | | | | | | | | | | | | | | | | | | | | | | | | | | | | | | | | | | | | | | | |
|--|------|---|---|----|----|----|----|----|----|-----|----|------|-----------------------------|-------|----|---|----|----|----|----|----|----|-----|----|------|----|--|--|--|--|--|--|--|--|--|--|--|--|----|--|--|--|--|--|--|--|--|--|--|--|--|
| 683 | | | | | | | | | | | | | BOBBY JONES | | | | | | | | | | | | | P | | | | | | | | | | | | | | | | | | | | | | | | | |
| HT: 6'4" WT: 210 THROWS: RIGHT BATS: RIGHT | | | | | | | | | | | | | BORN: 2-10-1970, Fresno, CA | | | | | | | | | | | | | | | | | | | | | | | | | | | | | | | | | | | | | | |
| 1993 NEW YORK METS PITCHING RECORD | | | | | | | | | | | | | | | | | | | | | | | | | | | | | | | | | | | | | | | | | | | | | | | | | | | |
| G | IP | W | L | R | ER | SO | BB | GS | CG | SHO | SV | ERA | G | IP | W | L | R | ER | SO | BB | GS | CG | SHO | SV | ERA | | | | | | | | | | | | | | | | | | | | | | | | | | |
| 9 | 61.2 | 2 | 4 | 35 | 25 | 35 | 22 | 9 | 0 | 0 | 0 | 3.65 | 30 | 154.1 | 10 | 7 | 73 | 70 | 72 | 59 | 20 | 2 | 0 | 1 | 4.08 | | | | | | | | | | | | | | | | | | | | | | | | | | |
| CARDBOARD BASEBALL RATINGS | | | | | | | | | | | | | | | | | | | | | | | | | | | | | | | | | | | | | | | | | | | | | | | | | | | |
| ERA | | | | | | | | | | | | | W | | | | | | | | | | | | | BB | | | | | | | | | | | | | K | | | | | | | | | | | | |
| 36 | | | | | | | | | | | | | 2 | | | | | | | | | | | | | 22 | | | | | | | | | | | | | 35 | | | | | | | | | | | | |

| | | | | | | | | | | | | | | | | | | | | | | | | | | | | | | | | | | | | | | | | | | | | | | | | | | | |
|--|------|---|---|----|----|----|----|----|----|-----|----|------|------------------------------------|-------|----|---|----|----|----|----|----|----|-----|----|------|----|--|--|--|--|--|--|--|--|--|--|--|--|----|--|--|--|--|--|--|--|--|--|--|--|--|
| 687 | | | | | | | | | | | | | SCOTT KAMENIECKI | | | | | | | | | | | | | P | | | | | | | | | | | | | | | | | | | | | | | | | |
| HT: 6'0" WT: 195 THROWS: RIGHT BATS: RIGHT | | | | | | | | | | | | | BORN: 4-19-1964, Mount Clemens, MI | | | | | | | | | | | | | | | | | | | | | | | | | | | | | | | | | | | | | | |
| 1993 NEW YORK YANKEES PITCHING RECORD | | | | | | | | | | | | | | | | | | | | | | | | | | | | | | | | | | | | | | | | | | | | | | | | | | | |
| G | IP | W | L | R | ER | SO | BB | GS | CG | SHO | SV | ERA | G | IP | W | L | R | ER | SO | BB | GS | CG | SHO | SV | ERA | | | | | | | | | | | | | | | | | | | | | | | | | | |
| 9 | 61.2 | 2 | 4 | 35 | 25 | 35 | 22 | 9 | 0 | 0 | 0 | 3.65 | 30 | 154.1 | 10 | 7 | 73 | 70 | 72 | 59 | 20 | 2 | 0 | 1 | 4.08 | | | | | | | | | | | | | | | | | | | | | | | | | | |
| CARDBOARD BASEBALL RATINGS | | | | | | | | | | | | | | | | | | | | | | | | | | | | | | | | | | | | | | | | | | | | | | | | | | | |
| ERA | | | | | | | | | | | | | W | | | | | | | | | | | | | BB | | | | | | | | | | | | | K | | | | | | | | | | | | |
| 40 | | | | | | | | | | | | | 10 | | | | | | | | | | | | | 59 | | | | | | | | | | | | | 72 | | | | | | | | | | | | |

| | | | | | | | | | | | | | | | | | | | | | | | | | | | | | | | | | | | | | | | | | | | | | | | | | | | |
|--|------|---|----|----|----|----|----|----|----|-----|----|------|------------------------------|------|---|---|----|----|----|----|----|----|-----|----|------|----|--|--|--|--|--|--|--|--|--|--|--|--|----|--|--|--|--|--|--|--|--|--|--|--|--|
| 684 | | | | | | | | | | | | | DOUG JONES | | | | | | | | | | | | | P | | | | | | | | | | | | | | | | | | | | | | | | | |
| HT: 6'3" WT: 195 THROWS: RIGHT BATS: RIGHT | | | | | | | | | | | | | BORN: 6-24-1957, Lebanon, IN | | | | | | | | | | | | | | | | | | | | | | | | | | | | | | | | | | | | | | |
| 1993 HOUSTON ASTROS PITCHING RECORD | | | | | | | | | | | | | | | | | | | | | | | | | | | | | | | | | | | | | | | | | | | | | | | | | | | |
| G | IP | W | L | R | ER | SO | BB | GS | CG | SHO | SV | ERA | G | IP | W | L | R | ER | SO | BB | GS | CG | SHO | SV | ERA | | | | | | | | | | | | | | | | | | | | | | | | | | |
| 71 | 85.1 | 4 | 10 | 46 | 43 | 66 | 21 | 0 | 0 | 0 | 26 | 4.54 | 8 | 49.1 | 3 | 3 | 23 | 22 | 33 | 16 | 8 | 0 | 0 | 0 | 4.04 | | | | | | | | | | | | | | | | | | | | | | | | | | |
| CARDBOARD BASEBALL RATINGS | | | | | | | | | | | | | | | | | | | | | | | | | | | | | | | | | | | | | | | | | | | | | | | | | | | |
| ERA | | | | | | | | | | | | | W | | | | | | | | | | | | | BB | | | | | | | | | | | | | K | | | | | | | | | | | | |
| 45 | | | | | | | | | | | | | 4 | | | | | | | | | | | | | 21 | | | | | | | | | | | | | 66 | | | | | | | | | | | | |

| | | | | | | | | | | | | | | | | | | | | | | | | | | | | | | | | | | | | | | | | | | | | | | | | | | | |
|--|------|---|---|----|----|----|----|----|----|-----|----|------|-------------------------------|------|---|---|----|----|----|----|----|----|-----|----|------|----|--|--|--|--|--|--|--|--|--|--|--|--|----|--|--|--|--|--|--|--|--|--|--|--|--|
| 688 | | | | | | | | | | | | | STEVE KARSAY | | | | | | | | | | | | | P | | | | | | | | | | | | | | | | | | | | | | | | | |
| HT: 6'3" WT: 210 THROWS: RIGHT BATS: RIGHT | | | | | | | | | | | | | BORN: 3-24-1972, Flushing, NY | | | | | | | | | | | | | | | | | | | | | | | | | | | | | | | | | | | | | | |
| 1993 OAKLAND ATHLETICS PITCHING RECORD | | | | | | | | | | | | | | | | | | | | | | | | | | | | | | | | | | | | | | | | | | | | | | | | | | | |
| G | IP | W | L | R | ER | SO | BB | GS | CG | SHO | SV | ERA | G | IP | W | L | R | ER | SO | BB | GS | CG | SHO | SV | ERA | | | | | | | | | | | | | | | | | | | | | | | | | | |
| 8 | 49.1 | 3 | 3 | 23 | 22 | 33 | 16 | 8 | 0 | 0 | 0 | 4.04 | 8 | 49.1 | 3 | 3 | 23 | 22 | 33 | 16 | 8 | 0 | 0 | 0 | 4.04 | | | | | | | | | | | | | | | | | | | | | | | | | | |
| CARDBOARD BASEBALL RATINGS | | | | | | | | | | | | | | | | | | | | | | | | | | | | | | | | | | | | | | | | | | | | | | | | | | | |
| ERA | | | | | | | | | | | | | W | | | | | | | | | | | | | BB | | | | | | | | | | | | | K | | | | | | | | | | | | |
| 40 | | | | | | | | | | | | | 3 | | | | | | | | | | | | | 16 | | | | | | | | | | | | | 33 | | | | | | | | | | | | |

| | | | | | | | | | | | | | | | | | | | | | | | | | | | | | | | | | | | | | | | | | | | | | | | | | | | |
|---|-------|----|---|----|----|-----|----|----|----|-----|----|------|---------------------------------|------|---|---|----|----|----|----|----|----|-----|----|------|----|--|--|--|--|--|--|--|--|--|--|--|--|-----|--|--|--|--|--|--|--|--|--|--|--|--|
| 689 | | | | | | | | | | | | | JIMMY KEY | | | | | | | | | | | | | P | | | | | | | | | | | | | | | | | | | | | | | | | |
| HT: 6'1" WT: 185 THROWS: LEFT BATS: RIGHT | | | | | | | | | | | | | BORN: 4-22-1961, Huntsville, AL | | | | | | | | | | | | | | | | | | | | | | | | | | | | | | | | | | | | | | |
| 1993 NEW YORK YANKEES PITCHING RECORD | | | | | | | | | | | | | | | | | | | | | | | | | | | | | | | | | | | | | | | | | | | | | | | | | | | |
| G | IP | W | L | R | ER | SO | BB | GS | CG | SHO | SV | ERA | G | IP | W | L | R | ER | SO | BB | GS | CG | SHO | SV | ERA | | | | | | | | | | | | | | | | | | | | | | | | | | |
| 34 | 236.2 | 18 | 6 | 84 | 79 | 173 | 43 | 34 | 4 | 2 | 0 | 3.00 | 30 | 37.2 | 3 | 2 | 22 | 20 | 29 | 16 | 0 | 0 | 0 | 2 | 4.78 | | | | | | | | | | | | | | | | | | | | | | | | | | |
| CARDBOARD BASEBALL RATINGS | | | | | | | | | | | | | | | | | | | | | | | | | | | | | | | | | | | | | | | | | | | | | | | | | | | |
| ERA | | | | | | | | | | | | | W | | | | | | | | | | | | | BB | | | | | | | | | | | | | K | | | | | | | | | | | | |
| 30 | | | | | | | | | | | | | 18 | | | | | | | | | | | | | 43 | | | | | | | | | | | | | 173 | | | | | | | | | | | | |

| | | | | | | | | | | | | | | | | | | | | | | | | | | | | | | | | | | | | | | | | | | | | | | | | | | | |
|--|-------|----|---|----|----|-----|----|----|----|-----|----|------|--|------|---|---|----|----|----|----|----|----|-----|----|------|----|--|--|--|--|--|--|--|--|--|--|--|--|----|--|--|--|--|--|--|--|--|--|--|--|--|
| 693 | | | | | | | | | | | | | KURT KNUDSEN | | | | | | | | | | | | | P | | | | | | | | | | | | | | | | | | | | | | | | | |
| HT: 6'2" WT: 185 THROWS: RIGHT BATS: RIGHT | | | | | | | | | | | | | BORN: 2-20-1967, Arlington Heights, IL | | | | | | | | | | | | | | | | | | | | | | | | | | | | | | | | | | | | | | |
| 1993 DETROIT TIGERS PITCHING RECORD | | | | | | | | | | | | | | | | | | | | | | | | | | | | | | | | | | | | | | | | | | | | | | | | | | | |
| G | IP | W | L | R | ER | SO | BB | GS | CG | SHO | SV | ERA | G | IP | W | L | R | ER | SO | BB | GS | CG | SHO | SV | ERA | | | | | | | | | | | | | | | | | | | | | | | | | | |
| 34 | 236.2 | 18 | 6 | 84 | 79 | 173 | 43 | 34 | 4 | 2 | 0 | 3.00 | 30 | 37.2 | 3 | 2 | 22 | 20 | 29 | 16 | 0 | 0 | 0 | 2 | 4.78 | | | | | | | | | | | | | | | | | | | | | | | | | | |
| CARDBOARD BASEBALL RATINGS | | | | | | | | | | | | | | | | | | | | | | | | | | | | | | | | | | | | | | | | | | | | | | | | | | | |
| ERA | | | | | | | | | | | | | W | | | | | | | | | | | | | BB | | | | | | | | | | | | | K | | | | | | | | | | | | |
| 47 | | | | | | | | | | | | | 3 | | | | | | | | | | | | | 16 | | | | | | | | | | | | | 29 | | | | | | | | | | | | |

| | | | | | | | | | | | | | | | | | | | | | | | | | | | | | | | | | | | | | | | | | | | | | | | | | | | |
|--|-------|----|---|----|----|-----|----|----|----|-----|----|------|-----------------------------------|-------|---|---|----|----|----|----|----|----|-----|----|------|----|--|--|--|--|--|--|--|--|--|--|--|--|-----|--|--|--|--|--|--|--|--|--|--|--|--|
| 690 | | | | | | | | | | | | | DARRYL KILE | | | | | | | | | | | | | P | | | | | | | | | | | | | | | | | | | | | | | | | |
| HT: 6'5" WT: 185 THROWS: RIGHT BATS: RIGHT | | | | | | | | | | | | | BORN: 12-2-1968, Garden Grove, CA | | | | | | | | | | | | | | | | | | | | | | | | | | | | | | | | | | | | | | |
| 1993 HOUSTON ASTROS PITCHING RECORD | | | | | | | | | | | | | | | | | | | | | | | | | | | | | | | | | | | | | | | | | | | | | | | | | | | |
| G | IP | W | L | R | ER | SO | BB | GS | CG | SHO | SV | ERA | G | IP | W | L | R | ER | SO | BB | GS | CG | SHO | SV | ERA | | | | | | | | | | | | | | | | | | | | | | | | | | |
| 32 | 171.2 | 15 | 8 | 73 | 67 | 141 | 69 | 26 | 4 | 2 | 0 | 3.51 | 39 | 121.1 | 7 | 3 | 60 | 54 | 71 | 59 | 16 | 1 | 0 | 0 | 4.02 | | | | | | | | | | | | | | | | | | | | | | | | | | |
| CARDBOARD BASEBALL RATINGS | | | | | | | | | | | | | | | | | | | | | | | | | | | | | | | | | | | | | | | | | | | | | | | | | | | |
| ERA | | | | | | | | | | | | | W | | | | | | | | | | | | | BB | | | | | | | | | | | | | K | | | | | | | | | | | | |
| 35 | | | | | | | | | | | | | 15 | | | | | | | | | | | | | 69 | | | | | | | | | | | | | 141 | | | | | | | | | | | | |

| | | | | | | | | | | | | | | | | | | | | | | | | | | | | | | | | | | | | | | | | | | | | | | | | | | | |
|---|-------|----|---|----|----|-----|----|----|----|-----|----|------|--------------------------------|-------|---|---|----|----|----|----|----|----|-----|----|------|----|--|--|--|--|--|--|--|--|--|--|--|--|----|--|--|--|--|--|--|--|--|--|--|--|--|
| 694 | | | | | | | | | | | | | TOM KRAMER | | | | | | | | | | | | | P | | | | | | | | | | | | | | | | | | | | | | | | | |
| HT: 6'0" WT: 185 THROWS: RIGHT BATS: BOTH | | | | | | | | | | | | | BORN: 1-9-1968, Cincinnati, OH | | | | | | | | | | | | | | | | | | | | | | | | | | | | | | | | | | | | | | |
| 1993 CLEVELAND INDIANS PITCHING RECORD | | | | | | | | | | | | | | | | | | | | | | | | | | | | | | | | | | | | | | | | | | | | | | | | | | | |
| G | IP | W | L | R | ER | SO | BB | GS | CG | SHO | SV | ERA | G | IP | W | L | R | ER | SO | BB | GS | CG | SHO | SV | ERA | | | | | | | | | | | | | | | | | | | | | | | | | | |
| 32 | 171.2 | 15 | 8 | 73 | 67 | 141 | 69 | 26 | 4 | 2 | 0 | 3.51 | 39 | 121.1 | 7 | 3 | 60 | 54 | 71 | 59 | 16 | 1 | 0 | 0 | 4.02 | | | | | | | | | | | | | | | | | | | | | | | | | | |
| CARDBOARD BASEBALL RATINGS | | | | | | | | | | | | | | | | | | | | | | | | | | | | | | | | | | | | | | | | | | | | | | | | | | | |
| ERA | | | | | | | | | | | | | W | | | | | | | | | | | | | BB | | | | | | | | | | | | | K | | | | | | | | | | | | |
| 40 | | | | | | | | | | | | | 7 | | | | | | | | | | | | | 59 | | | | | | | | | | | | | 71 | | | | | | | | | | | | |

| | | | | | | | | | | | | | | | | | | | | | | | | | | | | | | | | | | | | | | | | | | | | | | | | | | | |
|--|------|---|---|---|----|----|----|----|----|-----|----|------|-----------------------------------|------|---|---|----|----|----|----|----|----|-----|----|------|----|--|--|--|--|--|--|--|--|--|--|--|--|----|--|--|--|--|--|--|--|--|--|--|--|--|
| 691 | | | | | | | | | | | | | PAUL KILGUS | | | | | | | | | | | | | P | | | | | | | | | | | | | | | | | | | | | | | | | |
| HT: 6'1" WT: 175 THROWS: LEFT BATS: LEFT | | | | | | | | | | | | | BORN: 2-2-1962, Bowling Green, KY | | | | | | | | | | | | | | | | | | | | | | | | | | | | | | | | | | | | | | |
| 1993 ST. LOUIS CARDINALS PITCHING RECORD | | | | | | | | | | | | | | | | | | | | | | | | | | | | | | | | | | | | | | | | | | | | | | | | | | | |
| G | IP | W | L | R | ER | SO | BB | GS | CG | SHO | SV | ERA | G | IP | W | L | R | ER | SO | BB | GS | CG | SHO | SV | ERA | | | | | | | | | | | | | | | | | | | | | | | | | | |
| 22 | 28.2 | 1 | 0 | 2 | 2 | 21 | 8 | 1 | 0 | 0 | 1 | 0.63 | 32 | 82.1 | 6 | 4 | 43 | 31 | 60 | 30 | 7 | 0 | 0 | 0 | 3.40 | | | | | | | | | | | | | | | | | | | | | | | | | | |
| CARDBOARD BASEBALL RATINGS | | | | | | | | | | | | | | | | | | | | | | | | | | | | | | | | | | | | | | | | | | | | | | | | | | | |
| ERA | | | | | | | | | | | | | W | | | | | | | | | | | | | BB | | | | | | | | | | | | | K | | | | | | | | | | | | |
| 6 | | | | | | | | | | | | | 1 | | | | | | | | | | | | | 8 | | | | | | | | | | | | | 21 | | | | | | | | | | | | |

| | | | | | | | | | | | | | | | | | | | | | | | | | | | | | | | | | | | | | | | | | | | | | | | | | | | |
|--|------|---|---|---|----|----|----|----|----|-----|----|------|-------------------------------|------|---|---|----|----|----|----|----|----|-----|----|------|----|--|--|--|--|--|--|--|--|--|--|--|--|----|--|--|--|--|--|--|--|--|--|--|--|--|
| 695 | | | | | | | | | | | | | BILL KRUEGER | | | | | | | | | | | | | P | | | | | | | | | | | | | | | | | | | | | | | | | |
| HT: 6'5" WT: 205 THROWS: LEFT BATS: LEFT | | | | | | | | | | | | | BORN: 4-24-1958, Waukegan, IL | | | | | | | | | | | | | | | | | | | | | | | | | | | | | | | | | | | | | | |
| 1993 DETROIT TIGERS PITCHING RECORD | | | | | | | | | | | | | | | | | | | | | | | | | | | | | | | | | | | | | | | | | | | | | | | | | | | |
| G | IP | W | L | R | ER | SO | BB | GS | CG | SHO | SV | ERA | G | IP | W | L | R | ER | SO | BB | GS | CG | SHO | SV | ERA | | | | | | | | | | | | | | | | | | | | | | | | | | |
| 22 | 28.2 | 1 | 0 | 2 | 2 | 21 | 8 | 1 | 0 | 0 | 1 | 0.63 | 32 | 82.1 | 6 | 4 | 43 | 31 | 60 | 30 | 7 | 0 | 0 | 0 | 3.40 | | | | | | | | | | | | | | | | | | | | | | | | | | |
| CARDBOARD BASEBALL RATINGS | | | | | | | | | | | | | | | | | | | | | | | | | | | | | | | | | | | | | | | | | | | | | | | | | | | |
| ERA | | | | | | | | | | | | | W | | | | | | | | | | | | | BB | | | | | | | | | | | | | K | | | | | | | | | | | | |
| 34 | | | | | | | | | | | | | 6 | | | | | | | | | | | | | 30 | | | | | | | | | | | | | 60 | | | | | | | | | | | | |

| | | | | | | | | | | | | | | | | | | | | | | | | | | | | | | | | | | | | | | | | | | | | | | | | | | | |
|---|------|---|---|----|----|----|----|----|----|-----|----|------|-------------------------------|------|---|---|----|----|----|----|----|----|-----|----|------|----|--|--|--|--|--|--|--|--|--|--|--|--|----|--|--|--|--|--|--|--|--|--|--|--|--|
| 692 | | | | | | | | | | | | | JOE KLINK | | | | | | | | | | | | | P | | | | | | | | | | | | | | | | | | | | | | | | | |
| HT: 5'11" WT: 170 THROWS: LEFT BATS: LEFT | | | | | | | | | | | | | BORN: 2-3-1962, Johnstown, PA | | | | | | | | | | | | | | | | | | | | | | | | | | | | | | | | | | | | | | |
| 1993 FLORIDA MARLINS PITCHING RECORD | | | | | | | | | | | | | | | | | | | | | | | | | | | | | | | | | | | | | | | | | | | | | | | | | | | |
| G | IP | W | L | R | ER | SO | BB | GS | CG | SHO | SV | ERA | G | IP | W | L | R | ER | SO | BB | GS | CG | SHO | SV | ERA | | | | | | | | | | | | | | | | | | | | | | | | | | |
| 59 | 37.2 | 0 | 2 | 22 | 21 | 22 | 24 | 0 | 0 | 0 | 0 | 5.02 | 50 | 61.1 | 4 | 1 | 24 | 20 | 36 | 21 | 0 | 0 | 0 | 0 | 2.93 | | | | | | | | | | | | | | | | | | | | | | | | | | |
| CARDBOARD BASEBALL RATINGS | | | | | | | | | | | | | | | | | | | | | | | | | | | | | | | | | | | | | | | | | | | | | | | | | | | |
| ERA | | | | | | | | | | | | | W | | | | | | | | | | | | | BB | | | | | | | | | | | | | K | | | | | | | | | | | | |
| 50 | | | | | | | | | | | | | 0 | | | | | | | | | | | | | 24 | | | | | | | | | | | | | 22 | | | | | | | | | | | | |

| | | | | | | | | | | | | | | | | | | | | | | | | | | | | | | | | | | | | | | | | | | | | | | | | | | | |
|--|------|---|---|----|----|----|----|----|----|-----|----|------|-----------------------------|------|---|---|----|----|----|----|----|----|-----|----|------|----|--|--|--|--|--|--|--|--|--|--|--|--|----|--|--|--|--|--|--|--|--|--|--|--|--|
| 696 | | | | | | | | | | | | | LES LANCASTER | | | | | | | | | | | | | P | | | | | | | | | | | | | | | | | | | | | | | | | |
| HT: 6'2" WT: 200 THROWS: RIGHT BATS: RIGHT | | | | | | | | | | | | | BORN: 4-21-1962, Dallas, TX | | | | | | | | | | | | | | | | | | | | | | | | | | | | | | | | | | | | | | |
| 1993 ST. LOUIS CARDINALS PITCHING RECORD | | | | | | | | | | | | | | | | | | | | | | | | | | | | | | | | | | | | | | | | | | | | | | | | | | | |
| G | IP | W | L | R | ER | SO | BB | GS | CG | SHO | SV | ERA | G | IP | W | L | R | ER | SO | BB | GS | CG | SHO | SV | ERA | | | | | | | | | | | | | | | | | | | | | | | | | | |
| 50 | 61.1 | 4 | 1 | 24 | 20 | 36 | 21 | 0 | 0 | 0 | 0 | 2.93 | 50 | 61.1 | 4 | 1 | 24 | 20 | 36 | 21 | 0 | 0 | 0 | 0 | 2.93 | | | | | | | | | | | | | | | | | | | | | | | | | | |
| CARDBOARD BASEBALL RATINGS | | | | | | | | | | | | | | | | | | | | | | | | | | | | | | | | | | | | | | | | | | | | | | | | | | | |
| ERA | | | | | | | | | | | | | W | | | | | | | | | | | | | BB | | | | | | | | | | | | | K | | | | | | | | | | | | |
| 29 | | | | | | | | | | | | | 4 | | | | | | | | | | | | | 21 | | | | | | | | | | | | | 36 | | | | | | | | | | | | |

| | | | | | | | | | | | | | | | | | | | | | | | | | | |
|--|------|---|---|---|----|----|----|----|----|-----|----|------|--------------|--|----|--|--|--|--|--|--|--|--|--|--|---|
| 697 | | | | | | | | | | | | | BILL LANDRUM | | | | | | | | | | | | | P |
| HT: 6'2" WT: 185 THROWS: RIGHT BATS: RIGHT | | | | | | | | | | | | | | | | | | | | | | | | | | |
| BORN: 8-17-1957, Columbia, SC | | | | | | | | | | | | | | | | | | | | | | | | | | |
| 1993 CINCINNATI REDS PITCHING RECORD | | | | | | | | | | | | | | | | | | | | | | | | | | |
| G | IP | W | L | R | ER | SO | BB | GS | CG | SHO | SV | ERA | | | | | | | | | | | | | | |
| 18 | 21.2 | 0 | 2 | 9 | 9 | 14 | 6 | 0 | 0 | 0 | 0 | 3.74 | | | | | | | | | | | | | | |
| CARDBOARD BASEBALL RATINGS | | | | | | | | | | | | | | | | | | | | | | | | | | |
| ERA | | | | | W | | | | | BB | | | | | K | | | | | | | | | | | |
| 37 | | | | | 0 | | | | | 6 | | | | | 14 | | | | | | | | | | | |

| | | | | | | | | | | | | | | | | | | | | | | | | | | |
|--|------|---|---|----|----|----|----|----|----|-----|----|------|---------------|--|----|--|--|--|--|--|--|--|--|--|--|---|
| 701 | | | | | | | | | | | | | PHIL LEFTWICH | | | | | | | | | | | | | P |
| HT: 6'5" WT: 205 THROWS: RIGHT BATS: RIGHT | | | | | | | | | | | | | | | | | | | | | | | | | | |
| BORN: 5-19-1969, Lynchburg, VA | | | | | | | | | | | | | | | | | | | | | | | | | | |
| 1993 CALIFORNIA ANGELS PITCHING RECORD | | | | | | | | | | | | | | | | | | | | | | | | | | |
| G | IP | W | L | R | ER | SO | BB | GS | CG | SHO | SV | ERA | | | | | | | | | | | | | | |
| 12 | 80.2 | 4 | 6 | 35 | 34 | 31 | 27 | 12 | 1 | 0 | 0 | 3.79 | | | | | | | | | | | | | | |
| CARDBOARD BASEBALL RATINGS | | | | | | | | | | | | | | | | | | | | | | | | | | |
| ERA | | | | | W | | | | | BB | | | | | K | | | | | | | | | | | |
| 37 | | | | | 4 | | | | | 27 | | | | | 31 | | | | | | | | | | | |

| | | | | | | | | | | | | | | | | | | | | | | | | | | |
|---|-------|----|----|-----|----|-----|----|----|----|-----|----|------|---------------|--|-----|--|--|--|--|--|--|--|--|--|--|---|
| 698 | | | | | | | | | | | | | MARK LANGSTON | | | | | | | | | | | | | P |
| HT: 6'2" WT: 177 THROWS: LEFT BATS: RIGHT | | | | | | | | | | | | | | | | | | | | | | | | | | |
| BORN: 8-20-1960, San Diego, CA | | | | | | | | | | | | | | | | | | | | | | | | | | |
| 1993 CALIFORNIA ANGELS PITCHING RECORD | | | | | | | | | | | | | | | | | | | | | | | | | | |
| G | IP | W | L | R | ER | SO | BB | GS | CG | SHO | SV | ERA | | | | | | | | | | | | | | |
| 35 | 256.1 | 16 | 11 | 100 | 91 | 196 | 85 | 35 | 7 | 0 | 0 | 3.20 | | | | | | | | | | | | | | |
| CARDBOARD BASEBALL RATINGS | | | | | | | | | | | | | | | | | | | | | | | | | | |
| ERA | | | | | W | | | | | BB | | | | | K | | | | | | | | | | | |
| 32 | | | | | 16 | | | | | 85 | | | | | 196 | | | | | | | | | | | |

| | | | | | | | | | | | | | | | | | | | | | | | | | | |
|---|-------|---|----|----|----|----|----|----|----|-----|----|------|-------------------|--|----|--|--|--|--|--|--|--|--|--|--|---|
| 702 | | | | | | | | | | | | | CHARLIE LEIBRANDT | | | | | | | | | | | | | P |
| HT: 6'3" WT: 195 THROWS: LEFT BATS: RIGHT | | | | | | | | | | | | | | | | | | | | | | | | | | |
| BORN: 10-4-1956, Chicago, IL | | | | | | | | | | | | | | | | | | | | | | | | | | |
| 1993 TEXAS RANGERS PITCHING RECORD | | | | | | | | | | | | | | | | | | | | | | | | | | |
| G | IP | W | L | R | ER | SO | BB | GS | CG | SHO | SV | ERA | | | | | | | | | | | | | | |
| 26 | 150.1 | 9 | 10 | 84 | 76 | 89 | 45 | 26 | 1 | 0 | 0 | 4.55 | | | | | | | | | | | | | | |
| CARDBOARD BASEBALL RATINGS | | | | | | | | | | | | | | | | | | | | | | | | | | |
| ERA | | | | | W | | | | | BB | | | | | K | | | | | | | | | | | |
| 45 | | | | | 9 | | | | | 45 | | | | | 89 | | | | | | | | | | | |

| | | | | | | | | | | | | | | | | | | | | | | | | | | |
|--|-------|----|---|-----|----|----|----|----|----|-----|----|------|-----------|--|----|--|--|--|--|--|--|--|--|--|--|---|
| 699 | | | | | | | | | | | | | TIM LEARY | | | | | | | | | | | | | P |
| HT: 6'3" WT: 205 THROWS: RIGHT BATS: RIGHT | | | | | | | | | | | | | | | | | | | | | | | | | | |
| BORN: 12-23-1958, Santa Monica, CA | | | | | | | | | | | | | | | | | | | | | | | | | | |
| 1993 SEATTLE MARINERS PITCHING RECORD | | | | | | | | | | | | | | | | | | | | | | | | | | |
| G | IP | W | L | R | ER | SO | BB | GS | CG | SHO | SV | ERA | | | | | | | | | | | | | | |
| 33 | 169.1 | 11 | 9 | 104 | 95 | 68 | 58 | 27 | 0 | 0 | 0 | 5.05 | | | | | | | | | | | | | | |
| CARDBOARD BASEBALL RATINGS | | | | | | | | | | | | | | | | | | | | | | | | | | |
| ERA | | | | | W | | | | | BB | | | | | K | | | | | | | | | | | |
| 50 | | | | | 11 | | | | | 58 | | | | | 68 | | | | | | | | | | | |

| | | | | | | | | | | | | | | | | | | | | | | | | | | |
|--|-------|---|---|----|----|----|----|----|----|-----|----|------|-----------|--|----|--|--|--|--|--|--|--|--|--|--|---|
| 703 | | | | | | | | | | | | | AL LEITER | | | | | | | | | | | | | P |
| HT: 6'2" WT: 200 THROWS: LEFT BATS: LEFT | | | | | | | | | | | | | | | | | | | | | | | | | | |
| BORN: 10-23-1965, Toms River, NJ | | | | | | | | | | | | | | | | | | | | | | | | | | |
| 1993 TORONTO BLUE JAYS PITCHING RECORD | | | | | | | | | | | | | | | | | | | | | | | | | | |
| G | IP | W | L | R | ER | SO | BB | GS | CG | SHO | SV | ERA | | | | | | | | | | | | | | |
| 34 | 105.1 | 9 | 6 | 52 | 48 | 66 | 56 | 12 | 1 | 1 | 2 | 4.11 | | | | | | | | | | | | | | |
| CARDBOARD BASEBALL RATINGS | | | | | | | | | | | | | | | | | | | | | | | | | | |
| ERA | | | | | W | | | | | BB | | | | | K | | | | | | | | | | | |
| 41 | | | | | 9 | | | | | 56 | | | | | 66 | | | | | | | | | | | |

| | | | | | | | | | | | | | | | | | | | | | | | | | | |
|--|------|---|---|----|----|----|----|----|----|-----|----|------|----------------|--|----|--|--|--|--|--|--|--|--|--|--|---|
| 700 | | | | | | | | | | | | | CRAIG LEFFERTS | | | | | | | | | | | | | P |
| HT: 6'1" WT: 180 THROWS: LEFT BATS: LEFT | | | | | | | | | | | | | | | | | | | | | | | | | | |
| BORN: 9-29-1957, Munich, W.Germany | | | | | | | | | | | | | | | | | | | | | | | | | | |
| 1993 TEXAS RANGERS PITCHING RECORD | | | | | | | | | | | | | | | | | | | | | | | | | | |
| G | IP | W | L | R | ER | SO | BB | GS | CG | SHO | SV | ERA | | | | | | | | | | | | | | |
| 52 | 83.1 | 3 | 9 | 57 | 56 | 58 | 28 | 8 | 0 | 0 | 0 | 6.05 | | | | | | | | | | | | | | |
| CARDBOARD BASEBALL RATINGS | | | | | | | | | | | | | | | | | | | | | | | | | | |
| ERA | | | | | W | | | | | BB | | | | | K | | | | | | | | | | | |
| 60 | | | | | 3 | | | | | 28 | | | | | 58 | | | | | | | | | | | |

| | | | | | | | | | | | | | | | | | | | | | | | | | | |
|--|-------|---|---|----|----|----|----|----|----|-----|----|------|-------------|--|----|--|--|--|--|--|--|--|--|--|--|---|
| 704 | | | | | | | | | | | | | MARK LEITER | | | | | | | | | | | | | P |
| HT: 6'3" WT: 200 THROWS: RIGHT BATS: RIGHT | | | | | | | | | | | | | | | | | | | | | | | | | | |
| BORN: 4-13-1963, Joliet, IL | | | | | | | | | | | | | | | | | | | | | | | | | | |
| 1993 DETROIT TIGERS PITCHING RECORD | | | | | | | | | | | | | | | | | | | | | | | | | | |
| G | IP | W | L | R | ER | SO | BB | GS | CG | SHO | SV | ERA | | | | | | | | | | | | | | |
| 27 | 106.2 | 6 | 6 | 61 | 56 | 70 | 44 | 13 | 1 | 0 | 0 | 4.73 | | | | | | | | | | | | | | |
| CARDBOARD BASEBALL RATINGS | | | | | | | | | | | | | | | | | | | | | | | | | | |
| ERA | | | | | W | | | | | BB | | | | | K | | | | | | | | | | | |
| 47 | | | | | 6 | | | | | 44 | | | | | 70 | | | | | | | | | | | |

| | | | | | | | | | | | | | | | | | | | | | | | | | | | | | | | | | | | | | | | | | | | | | | | | | | | |
|--|------|---|---|----|----|----|----|----|----|-----|----|------|-------------------------------|------|---|---|----|----|----|----|----|----|-----|----|------|----|--|--|--|--|--|--|--|--|--|--|--|--|----|--|--|--|--|--|--|--|--|--|--|--|--|
| 705 | | | | | | | | | | | | | CURT LESKANIC | | | | | | | | | | | | | P | | | | | | | | | | | | | | | | | | | | | | | | | |
| HT: 6'0" WT: 180 THROWS: RIGHT BATS: RIGHT | | | | | | | | | | | | | BORN: 4-2-1968, Homestead, PA | | | | | | | | | | | | | | | | | | | | | | | | | | | | | | | | | | | | | | |
| 1993 COLORADO ROCKIES PITCHING RECORD | | | | | | | | | | | | | | | | | | | | | | | | | | | | | | | | | | | | | | | | | | | | | | | | | | | |
| G | IP | W | L | R | ER | SO | BB | GS | CG | SHO | SV | ERA | G | IP | W | L | R | ER | SO | BB | GS | CG | SHO | SV | ERA | | | | | | | | | | | | | | | | | | | | | | | | | | |
| 18 | 57.1 | 1 | 5 | 40 | 34 | 30 | 27 | 8 | 0 | 0 | 0 | 5.37 | 23 | 36.2 | 2 | 1 | 30 | 30 | 23 | 23 | 1 | 0 | 0 | 0 | 7.36 | | | | | | | | | | | | | | | | | | | | | | | | | | |
| CARDBOARD BASEBALL RATINGS | | | | | | | | | | | | | | | | | | | | | | | | | | | | | | | | | | | | | | | | | | | | | | | | | | | |
| ERA | | | | | | | | | | | | | W | | | | | | | | | | | | | BB | | | | | | | | | | | | | K | | | | | | | | | | | | |
| 53 | | | | | | | | | | | | | 1 | | | | | | | | | | | | | 27 | | | | | | | | | | | | | 30 | | | | | | | | | | | | |

| | | | | | | | | | | | | | | | | | | | | | | | | | | | | | | | | | | | | | | | | | | | | | | | | | | | |
|--|------|---|---|----|----|----|----|----|----|-----|----|------|-------------------------------|------|---|---|----|----|----|----|----|----|-----|----|------|----|--|--|--|--|--|--|--|--|--|--|--|--|----|--|--|--|--|--|--|--|--|--|--|--|--|
| 709 | | | | | | | | | | | | | DOUG LINTON | | | | | | | | | | | | | P | | | | | | | | | | | | | | | | | | | | | | | | | |
| HT: 6'1" WT: 185 THROWS: RIGHT BATS: RIGHT | | | | | | | | | | | | | BORN: 2-9-1965, Santa Ana, CA | | | | | | | | | | | | | | | | | | | | | | | | | | | | | | | | | | | | | | |
| 1993 CALIFORNIA ANGELS PITCHING RECORD | | | | | | | | | | | | | | | | | | | | | | | | | | | | | | | | | | | | | | | | | | | | | | | | | | | |
| G | IP | W | L | R | ER | SO | BB | GS | CG | SHO | SV | ERA | G | IP | W | L | R | ER | SO | BB | GS | CG | SHO | SV | ERA | | | | | | | | | | | | | | | | | | | | | | | | | | |
| 23 | 36.2 | 2 | 1 | 30 | 30 | 23 | 23 | 1 | 0 | 0 | 0 | 7.36 | 23 | 36.2 | 2 | 1 | 30 | 30 | 23 | 23 | 1 | 0 | 0 | 0 | 7.36 | | | | | | | | | | | | | | | | | | | | | | | | | | |
| CARDBOARD BASEBALL RATINGS | | | | | | | | | | | | | | | | | | | | | | | | | | | | | | | | | | | | | | | | | | | | | | | | | | | |
| ERA | | | | | | | | | | | | | W | | | | | | | | | | | | | BB | | | | | | | | | | | | | K | | | | | | | | | | | | |
| 73 | | | | | | | | | | | | | 2 | | | | | | | | | | | | | 23 | | | | | | | | | | | | | 23 | | | | | | | | | | | | |

| | | | | | | | | | | | | | | | | | | | | | | | | | | | | | | | | | | | | | | | | | | | | | | | | | | | |
|--|------|---|---|----|----|----|----|----|----|-----|----|------|-----------------------------|------|---|---|----|----|----|----|----|----|-----|----|------|----|--|--|--|--|--|--|--|--|--|--|--|--|----|--|--|--|--|--|--|--|--|--|--|--|--|
| 706 | | | | | | | | | | | | | RICHIE LEWIS | | | | | | | | | | | | | P | | | | | | | | | | | | | | | | | | | | | | | | | |
| HT: 5'6" WT: 175 THROWS: RIGHT BATS: RIGHT | | | | | | | | | | | | | BORN: 1-25-1966, Muncie, IN | | | | | | | | | | | | | | | | | | | | | | | | | | | | | | | | | | | | | | |
| 1993 FLORIDA MARLINS PITCHING RECORD | | | | | | | | | | | | | | | | | | | | | | | | | | | | | | | | | | | | | | | | | | | | | | | | | | | |
| G | IP | W | L | R | ER | SO | BB | GS | CG | SHO | SV | ERA | G | IP | W | L | R | ER | SO | BB | GS | CG | SHO | SV | ERA | | | | | | | | | | | | | | | | | | | | | | | | | | |
| 57 | 77.1 | 6 | 3 | 37 | 28 | 65 | 43 | 0 | 0 | 0 | 0 | 3.26 | 55 | 63.2 | 3 | 4 | 24 | 20 | 31 | 13 | 0 | 0 | 0 | 0 | 2.83 | | | | | | | | | | | | | | | | | | | | | | | | | | |
| CARDBOARD BASEBALL RATINGS | | | | | | | | | | | | | | | | | | | | | | | | | | | | | | | | | | | | | | | | | | | | | | | | | | | |
| ERA | | | | | | | | | | | | | W | | | | | | | | | | | | | BB | | | | | | | | | | | | | K | | | | | | | | | | | | |
| 32 | | | | | | | | | | | | | 6 | | | | | | | | | | | | | 43 | | | | | | | | | | | | | 65 | | | | | | | | | | | | |

| | | | | | | | | | | | | | | | | | | | | | | | | | | | | | | | | | | | | | | | | | | | | | | | | | | | |
|--|------|---|---|----|----|----|----|----|----|-----|----|------|-------------------------------------|------|---|---|----|----|----|----|----|----|-----|----|------|----|--|--|--|--|--|--|--|--|--|--|--|--|----|--|--|--|--|--|--|--|--|--|--|--|--|
| 710 | | | | | | | | | | | | | GRAEME LLOYD | | | | | | | | | | | | | P | | | | | | | | | | | | | | | | | | | | | | | | | |
| HT: 6'8" WT: 225 THROWS: LEFT BATS: LEFT | | | | | | | | | | | | | BORN: 4-9-1967, Victoria, Australia | | | | | | | | | | | | | | | | | | | | | | | | | | | | | | | | | | | | | | |
| 1993 MILWAUKEE BREWERS PITCHING RECORD | | | | | | | | | | | | | | | | | | | | | | | | | | | | | | | | | | | | | | | | | | | | | | | | | | | |
| G | IP | W | L | R | ER | SO | BB | GS | CG | SHO | SV | ERA | G | IP | W | L | R | ER | SO | BB | GS | CG | SHO | SV | ERA | | | | | | | | | | | | | | | | | | | | | | | | | | |
| 55 | 63.2 | 3 | 4 | 24 | 20 | 31 | 13 | 0 | 0 | 0 | 0 | 2.83 | 55 | 63.2 | 3 | 4 | 24 | 20 | 31 | 13 | 0 | 0 | 0 | 0 | 2.83 | | | | | | | | | | | | | | | | | | | | | | | | | | |
| CARDBOARD BASEBALL RATINGS | | | | | | | | | | | | | | | | | | | | | | | | | | | | | | | | | | | | | | | | | | | | | | | | | | | |
| ERA | | | | | | | | | | | | | W | | | | | | | | | | | | | BB | | | | | | | | | | | | | K | | | | | | | | | | | | |
| 28 | | | | | | | | | | | | | 3 | | | | | | | | | | | | | 13 | | | | | | | | | | | | | 31 | | | | | | | | | | | | |

| | | | | | | | | | | | | | | | | | | | | | | | | | | | | | | | | | | | | | | | | | | | | | | | | | | | |
|--|------|---|---|----|----|----|----|----|----|-----|----|------|----------------------------------|------|---|---|----|----|----|----|----|----|-----|----|------|----|--|--|--|--|--|--|--|--|--|--|--|--|----|--|--|--|--|--|--|--|--|--|--|--|--|
| 707 | | | | | | | | | | | | | SCOTT LEWIS | | | | | | | | | | | | | P | | | | | | | | | | | | | | | | | | | | | | | | | |
| HT: 6'3" WT: 190 THROWS: RIGHT BATS: RIGHT | | | | | | | | | | | | | BORN: 12-5-1965, Grants Pass, OR | | | | | | | | | | | | | | | | | | | | | | | | | | | | | | | | | | | | | | |
| 1993 CALIFORNIA ANGELS PITCHING RECORD | | | | | | | | | | | | | | | | | | | | | | | | | | | | | | | | | | | | | | | | | | | | | | | | | | | |
| G | IP | W | L | R | ER | SO | BB | GS | CG | SHO | SV | ERA | G | IP | W | L | R | ER | SO | BB | GS | CG | SHO | SV | ERA | | | | | | | | | | | | | | | | | | | | | | | | | | |
| 15 | 32.1 | 1 | 2 | 16 | 15 | 10 | 12 | 4 | 0 | 0 | 0 | 4.22 | 9 | 49.2 | 3 | 1 | 34 | 33 | 25 | 32 | 9 | 0 | 0 | 0 | 5.98 | | | | | | | | | | | | | | | | | | | | | | | | | | |
| CARDBOARD BASEBALL RATINGS | | | | | | | | | | | | | | | | | | | | | | | | | | | | | | | | | | | | | | | | | | | | | | | | | | | |
| ERA | | | | | | | | | | | | | W | | | | | | | | | | | | | BB | | | | | | | | | | | | | K | | | | | | | | | | | | |
| 42 | | | | | | | | | | | | | 1 | | | | | | | | | | | | | 12 | | | | | | | | | | | | | 10 | | | | | | | | | | | | |

| | | | | | | | | | | | | | | | | | | | | | | | | | | | | | | | | | | | | | | | | | | | | | | | | | | | |
|--|------|---|---|----|----|----|----|----|----|-----|----|------|---------------------------|------|---|---|----|----|----|----|----|----|-----|----|------|----|--|--|--|--|--|--|--|--|--|--|--|--|----|--|--|--|--|--|--|--|--|--|--|--|--|
| 711 | | | | | | | | | | | | | ALBIE LOPEZ | | | | | | | | | | | | | P | | | | | | | | | | | | | | | | | | | | | | | | | |
| HT: 6'1" WT: 205 THROWS: RIGHT BATS: RIGHT | | | | | | | | | | | | | BORN: 8-18-1971, Mesa, AZ | | | | | | | | | | | | | | | | | | | | | | | | | | | | | | | | | | | | | | |
| 1993 CLEVELAND INDIANS PITCHING RECORD | | | | | | | | | | | | | | | | | | | | | | | | | | | | | | | | | | | | | | | | | | | | | | | | | | | |
| G | IP | W | L | R | ER | SO | BB | GS | CG | SHO | SV | ERA | G | IP | W | L | R | ER | SO | BB | GS | CG | SHO | SV | ERA | | | | | | | | | | | | | | | | | | | | | | | | | | |
| 9 | 49.2 | 3 | 1 | 34 | 33 | 25 | 32 | 9 | 0 | 0 | 0 | 5.98 | 9 | 49.2 | 3 | 1 | 34 | 33 | 25 | 32 | 9 | 0 | 0 | 0 | 5.98 | | | | | | | | | | | | | | | | | | | | | | | | | | |
| CARDBOARD BASEBALL RATINGS | | | | | | | | | | | | | | | | | | | | | | | | | | | | | | | | | | | | | | | | | | | | | | | | | | | |
| ERA | | | | | | | | | | | | | W | | | | | | | | | | | | | BB | | | | | | | | | | | | | K | | | | | | | | | | | | |
| 59 | | | | | | | | | | | | | 3 | | | | | | | | | | | | | 32 | | | | | | | | | | | | | 25 | | | | | | | | | | | | |

| | | | | | | | | | | | | | | | | | | | | | | | | | | | | | | | | | | | | | | | | | | | | | | | | | | | |
|--|------|---|---|----|----|----|----|----|----|-----|----|------|----------------------------------|------|---|---|----|----|----|----|----|----|-----|----|------|----|--|--|--|--|--|--|--|--|--|--|--|--|----|--|--|--|--|--|--|--|--|--|--|--|--|
| 708 | | | | | | | | | | | | | DEREK LILLQUIST | | | | | | | | | | | | | P | | | | | | | | | | | | | | | | | | | | | | | | | |
| HT: 6'0" WT: 200 THROWS: LEFT BATS: LEFT | | | | | | | | | | | | | BORN: 2-20-1966, Winter Park, FL | | | | | | | | | | | | | | | | | | | | | | | | | | | | | | | | | | | | | | |
| 1993 CLEVELAND INDIANS PITCHING RECORD | | | | | | | | | | | | | | | | | | | | | | | | | | | | | | | | | | | | | | | | | | | | | | | | | | | |
| G | IP | W | L | R | ER | SO | BB | GS | CG | SHO | SV | ERA | G | IP | W | L | R | ER | SO | BB | GS | CG | SHO | SV | ERA | | | | | | | | | | | | | | | | | | | | | | | | | | |
| 56 | 64.1 | 4 | 4 | 20 | 16 | 40 | 19 | 2 | 0 | 0 | 10 | 2.25 | 14 | 77.1 | 2 | 5 | 49 | 39 | 38 | 38 | 14 | 0 | 0 | 0 | 4.54 | | | | | | | | | | | | | | | | | | | | | | | | | | |
| CARDBOARD BASEBALL RATINGS | | | | | | | | | | | | | | | | | | | | | | | | | | | | | | | | | | | | | | | | | | | | | | | | | | | |
| ERA | | | | | | | | | | | | | W | | | | | | | | | | | | | BB | | | | | | | | | | | | | K | | | | | | | | | | | | |
| 22 | | | | | | | | | | | | | 4 | | | | | | | | | | | | | 19 | | | | | | | | | | | | | 40 | | | | | | | | | | | | |

| | | | | | | | | | | | | | | | | | | | | | | | | | | | | | | | | | | | | | | | | | | | | | | | | | | | |
|--|------|---|---|----|----|----|----|----|----|-----|----|------|----------------------------------|------|---|---|----|----|----|----|----|----|-----|----|------|----|--|--|--|--|--|--|--|--|--|--|--|--|----|--|--|--|--|--|--|--|--|--|--|--|--|
| 712 | | | | | | | | | | | | | LARRY LUEBBERS | | | | | | | | | | | | | P | | | | | | | | | | | | | | | | | | | | | | | | | |
| HT: 6'6" WT: 190 THROWS: RIGHT BATS: RIGHT | | | | | | | | | | | | | BORN: 10-11-1969, Cincinnati, OH | | | | | | | | | | | | | | | | | | | | | | | | | | | | | | | | | | | | | | |
| 1993 CINCINNATI REDS PITCHING RECORD | | | | | | | | | | | | | | | | | | | | | | | | | | | | | | | | | | | | | | | | | | | | | | | | | | | |
| G | IP | W | L | R | ER | SO | BB | GS | CG | SHO | SV | ERA | G | IP | W | L | R | ER | SO | BB | GS | CG | SHO | SV | ERA | | | | | | | | | | | | | | | | | | | | | | | | | | |
| 14 | 77.1 | 2 | 5 | 49 | 39 | 38 | 38 | 14 | 0 | 0 | 0 | 4.54 | 14 | 77.1 | 2 | 5 | 49 | 39 | 38 | 38 | 14 | 0 | 0 | 0 | 4.54 | | | | | | | | | | | | | | | | | | | | | | | | | | |
| CARDBOARD BASEBALL RATINGS | | | | | | | | | | | | | | | | | | | | | | | | | | | | | | | | | | | | | | | | | | | | | | | | | | | |
| ERA | | | | | | | | | | | | | W | | | | | | | | | | | | | BB | | | | | | | | | | | | | K | | | | | | | | | | | | |
| 45 | | | | | | | | | | | | | 2 | | | | | | | | | | | | | 38 | | | | | | | | | | | | | 38 | | | | | | | | | | | | |

| | | | | | | | | | | | | | | | | | | | | | | | | | | | | | | | | | | | | | | | | | | | | | | | | | | | |
|--|------|---|---|----|----|----|----|----|----|-----|----|------|----------------------------------|-------|----|----|----|----|----|----|----|----|-----|----|------|----|------|---|---|----|----|----|----|----|----|-----|----|------|----|--|--|--|--|--|--|--|--|--|--|--|--|
| 713 | | | | | | | | | | | | | BOB MACDONALD | | | | | | | | | | | | | P | | | | | | | | | | | | | | | | | | | | | | | | | |
| HT: 6'3" WT: 200 THROWS: LEFT BATS: LEFT | | | | | | | | | | | | | BORN: 4-27-1965, East Orange, NJ | | | | | | | | | | | | | | | | | | | | | | | | | | | | | | | | | | | | | | |
| 1993 DETROIT TIGERS PITCHING RECORD | | | | | | | | | | | | | | | | | | | | | | | | | | | | | | | | | | | | | | | | | | | | | | | | | | | |
| G | IP | W | L | R | ER | SO | BB | GS | CG | SHO | SV | ERA | G | IP | W | L | R | ER | SO | BB | GS | CG | SHO | SV | ERA | G | IP | W | L | R | ER | SO | BB | GS | CG | SHO | SV | ERA | | | | | | | | | | | | | |
| 68 | 65.2 | 3 | 3 | 42 | 39 | 39 | 33 | 0 | 0 | 0 | 3 | 5.35 | 30 | 164.1 | 11 | 12 | 95 | 85 | 62 | 58 | 28 | 0 | 0 | 0 | 4.66 | 53 | 65.2 | 3 | 3 | 42 | 39 | 39 | 33 | 0 | 0 | 0 | 3 | 5.35 | | | | | | | | | | | | | |
| CARDBOARD BASEBALL RATINGS | | | | | | | | | | | | | | | | | | | | | | | | | | | | | | | | | | | | | | | | | | | | | | | | | | | |
| ERA | | | | | | | | | | | | | W | | | | | | | | | | | | | BB | | | | | | | | | | | | | K | | | | | | | | | | | | |
| 53 | | | | | | | | | | | | | 3 | | | | | | | | | | | | | 33 | | | | | | | | | | | | | 39 | | | | | | | | | | | | |

| | | | | | | | | | | | | | | | | | | | | | | | | | | | | | | | | | | | | | | | | | | | | | | | | | | | |
|---|-------|----|----|----|----|----|----|----|----|-----|----|------|--------------------------------|------|---|---|----|----|----|----|----|----|-----|------|-----|-------|----|----|----|----|----|----|----|----|----|-----|------|-----|----|--|--|--|--|--|--|--|--|--|--|--|--|
| 717 | | | | | | | | | | | | | JOE MAGRANE | | | | | | | | | | | | | P | | | | | | | | | | | | | | | | | | | | | | | | | |
| HT: 6'6" WT: 225 THROWS: LEFT BATS: RIGHT | | | | | | | | | | | | | BORN: 7-2-1964, Des Moines, IA | | | | | | | | | | | | | | | | | | | | | | | | | | | | | | | | | | | | | | |
| 1993 CALIFORNIA ANGELS PITCHING RECORD | | | | | | | | | | | | | | | | | | | | | | | | | | | | | | | | | | | | | | | | | | | | | | | | | | | |
| G | IP | W | L | R | ER | SO | BB | GS | CG | SHO | SV | ERA | G | IP | W | L | R | ER | SO | BB | GS | CG | SHO | SV | ERA | G | IP | W | L | R | ER | SO | BB | GS | CG | SHO | SV | ERA | | | | | | | | | | | | | |
| 30 | 164.1 | 11 | 12 | 95 | 85 | 62 | 58 | 28 | 0 | 0 | 0 | 4.66 | 53 | 65.2 | 3 | 3 | 42 | 39 | 39 | 33 | 0 | 0 | 0 | 5.35 | 30 | 164.1 | 11 | 12 | 95 | 85 | 62 | 58 | 28 | 0 | 0 | 0 | 4.66 | | | | | | | | | | | | | | |
| CARDBOARD BASEBALL RATINGS | | | | | | | | | | | | | | | | | | | | | | | | | | | | | | | | | | | | | | | | | | | | | | | | | | | |
| ERA | | | | | | | | | | | | | W | | | | | | | | | | | | | BB | | | | | | | | | | | | | K | | | | | | | | | | | | |
| 46 | | | | | | | | | | | | | 11 | | | | | | | | | | | | | 58 | | | | | | | | | | | | | 62 | | | | | | | | | | | | |

| | | | | | | | | | | | | | | | | | | | | | | | | | | | | | | | | | | | | | | | | | | | | | | | | | | | |
|--|-------|----|----|----|----|-----|----|----|----|-----|----|------|---------------------------------|------|---|---|----|----|----|----|----|----|-----|----|------|----|-------|----|----|----|----|-----|----|----|----|-----|----|------|-----|--|--|--|--|--|--|--|--|--|--|--|--|
| 714 | | | | | | | | | | | | | GREG MADDUX | | | | | | | | | | | | | P | | | | | | | | | | | | | | | | | | | | | | | | | |
| HT: 6'0" WT: 170 THROWS: RIGHT BATS: RIGHT | | | | | | | | | | | | | BORN: 4-14-1966, San Angelo, TX | | | | | | | | | | | | | | | | | | | | | | | | | | | | | | | | | | | | | | |
| 1993 ATLANTA BRAVES PITCHING RECORD | | | | | | | | | | | | | | | | | | | | | | | | | | | | | | | | | | | | | | | | | | | | | | | | | | | |
| G | IP | W | L | R | ER | SO | BB | GS | CG | SHO | SV | ERA | G | IP | W | L | R | ER | SO | BB | GS | CG | SHO | SV | ERA | G | IP | W | L | R | ER | SO | BB | GS | CG | SHO | SV | ERA | | | | | | | | | | | | | |
| 36 | 267.1 | 20 | 10 | 85 | 70 | 197 | 52 | 36 | 8 | 1 | 0 | 2.36 | 12 | 37.1 | 1 | 5 | 34 | 32 | 23 | 16 | 5 | 0 | 0 | 0 | 7.71 | 23 | 267.1 | 20 | 10 | 85 | 70 | 197 | 52 | 36 | 8 | 1 | 0 | 2.36 | | | | | | | | | | | | | |
| CARDBOARD BASEBALL RATINGS | | | | | | | | | | | | | | | | | | | | | | | | | | | | | | | | | | | | | | | | | | | | | | | | | | | |
| ERA | | | | | | | | | | | | | W | | | | | | | | | | | | | BB | | | | | | | | | | | | | K | | | | | | | | | | | | |
| 23 | | | | | | | | | | | | | 20 | | | | | | | | | | | | | 52 | | | | | | | | | | | | | 197 | | | | | | | | | | | | |

| | | | | | | | | | | | | | | | | | | | | | | | | | | | | | | | | | | | | | | | | | | | | | | | | | | | |
|--|------|---|---|----|----|----|----|----|----|-----|----|------|---------------------------|-------|----|----|----|----|-----|----|----|----|-----|----|------|----|------|---|---|----|----|----|----|----|----|-----|----|------|----|--|--|--|--|--|--|--|--|--|--|--|--|
| 718 | | | | | | | | | | | | | PAT MAHOMES | | | | | | | | | | | | | P | | | | | | | | | | | | | | | | | | | | | | | | | |
| HT: 6'1" WT: 175 THROWS: RIGHT BATS: RIGHT | | | | | | | | | | | | | BORN: 8-9-1970, Bryan, TX | | | | | | | | | | | | | | | | | | | | | | | | | | | | | | | | | | | | | | |
| 1993 MINNESOTA TWINS PITCHING RECORD | | | | | | | | | | | | | | | | | | | | | | | | | | | | | | | | | | | | | | | | | | | | | | | | | | | |
| G | IP | W | L | R | ER | SO | BB | GS | CG | SHO | SV | ERA | G | IP | W | L | R | ER | SO | BB | GS | CG | SHO | SV | ERA | G | IP | W | L | R | ER | SO | BB | GS | CG | SHO | SV | ERA | | | | | | | | | | | | | |
| 12 | 37.1 | 1 | 5 | 34 | 32 | 23 | 16 | 5 | 0 | 0 | 0 | 7.71 | 23 | 267.1 | 20 | 10 | 85 | 70 | 197 | 52 | 36 | 8 | 1 | 0 | 2.36 | 12 | 37.1 | 1 | 5 | 34 | 32 | 23 | 16 | 5 | 0 | 0 | 0 | 7.71 | | | | | | | | | | | | | |
| CARDBOARD BASEBALL RATINGS | | | | | | | | | | | | | | | | | | | | | | | | | | | | | | | | | | | | | | | | | | | | | | | | | | | |
| ERA | | | | | | | | | | | | | W | | | | | | | | | | | | | BB | | | | | | | | | | | | | K | | | | | | | | | | | | |
| 77 | | | | | | | | | | | | | 1 | | | | | | | | | | | | | 16 | | | | | | | | | | | | | 23 | | | | | | | | | | | | |

| | | | | | | | | | | | | | | | | | | | | | | | | | | | | | | | | | | | | | | | | | | | | | | | | | | | |
|---|------|---|---|----|----|----|----|----|----|-----|----|------|-----------------------------|------|---|---|----|----|----|----|----|----|-----|----|------|----|------|---|---|----|----|----|----|----|----|-----|----|------|----|--|--|--|--|--|--|--|--|--|--|--|--|
| 715 | | | | | | | | | | | | | MIKE MADDUX | | | | | | | | | | | | | P | | | | | | | | | | | | | | | | | | | | | | | | | |
| HT: 6'2" WT: 180 THROWS: RIGHT BATS: LEFT | | | | | | | | | | | | | BORN: 8-27-1961, Dayton, OH | | | | | | | | | | | | | | | | | | | | | | | | | | | | | | | | | | | | | | |
| 1993 NEW YORK METS PITCHING RECORD | | | | | | | | | | | | | | | | | | | | | | | | | | | | | | | | | | | | | | | | | | | | | | | | | | | |
| G | IP | W | L | R | ER | SO | BB | GS | CG | SHO | SV | ERA | G | IP | W | L | R | ER | SO | BB | GS | CG | SHO | SV | ERA | G | IP | W | L | R | ER | SO | BB | GS | CG | SHO | SV | ERA | | | | | | | | | | | | | |
| 58 | 75.1 | 3 | 8 | 34 | 30 | 57 | 27 | 0 | 0 | 0 | 5 | 3.60 | 29 | 37.1 | 2 | 2 | 20 | 19 | 18 | 17 | 0 | 0 | 0 | 1 | 4.58 | 58 | 75.1 | 3 | 8 | 34 | 30 | 57 | 27 | 0 | 0 | 0 | 5 | 3.60 | | | | | | | | | | | | | |
| CARDBOARD BASEBALL RATINGS | | | | | | | | | | | | | | | | | | | | | | | | | | | | | | | | | | | | | | | | | | | | | | | | | | | |
| ERA | | | | | | | | | | | | | W | | | | | | | | | | | | | BB | | | | | | | | | | | | | K | | | | | | | | | | | | |
| 36 | | | | | | | | | | | | | 3 | | | | | | | | | | | | | 27 | | | | | | | | | | | | | 57 | | | | | | | | | | | | |

| | | | | | | | | | | | | | | | | | | | | | | | | | | | | | | | | | | | | | | | | | | | | | | | | | | | |
|--|------|---|---|----|----|----|----|----|----|-----|----|------|---------------------------------|-------|----|----|----|----|-----|----|----|----|-----|----|------|----|------|---|---|----|----|----|----|----|----|-----|----|------|----|--|--|--|--|--|--|--|--|--|--|--|--|
| 719 | | | | | | | | | | | | | CARLOS MALDONADO | | | | | | | | | | | | | P | | | | | | | | | | | | | | | | | | | | | | | | | |
| HT: 6'2" WT: 175 THROWS: RIGHT BATS: RIGHT | | | | | | | | | | | | | BORN: 10-18-1966, Chepo, Panama | | | | | | | | | | | | | | | | | | | | | | | | | | | | | | | | | | | | | | |
| 1993 MILWAUKEE BREWERS PITCHING RECORD | | | | | | | | | | | | | | | | | | | | | | | | | | | | | | | | | | | | | | | | | | | | | | | | | | | |
| G | IP | W | L | R | ER | SO | BB | GS | CG | SHO | SV | ERA | G | IP | W | L | R | ER | SO | BB | GS | CG | SHO | SV | ERA | G | IP | W | L | R | ER | SO | BB | GS | CG | SHO | SV | ERA | | | | | | | | | | | | | |
| 29 | 37.1 | 2 | 2 | 20 | 19 | 18 | 17 | 0 | 0 | 0 | 1 | 4.58 | 23 | 267.1 | 20 | 10 | 85 | 70 | 197 | 52 | 36 | 8 | 1 | 0 | 2.36 | 29 | 37.1 | 2 | 2 | 20 | 19 | 18 | 17 | 0 | 0 | 0 | 1 | 4.58 | | | | | | | | | | | | | |
| CARDBOARD BASEBALL RATINGS | | | | | | | | | | | | | | | | | | | | | | | | | | | | | | | | | | | | | | | | | | | | | | | | | | | |
| ERA | | | | | | | | | | | | | W | | | | | | | | | | | | | BB | | | | | | | | | | | | | K | | | | | | | | | | | | |
| 45 | | | | | | | | | | | | | 2 | | | | | | | | | | | | | 17 | | | | | | | | | | | | | 18 | | | | | | | | | | | | |

| | | | | | | | | | | | | | | | | | | | | | | | | | | | | | | | | | | | | | | | | | | | | | | | | | | | |
|--|------|---|---|----|----|----|----|----|----|-----|----|------|-------------------------------|-------|----|---|-----|----|-----|----|----|----|-----|----|------|----|------|---|---|----|----|----|----|----|----|-----|----|------|----|--|--|--|--|--|--|--|--|--|--|--|--|
| 716 | | | | | | | | | | | | | MIKE MAGNANTE | | | | | | | | | | | | | P | | | | | | | | | | | | | | | | | | | | | | | | | |
| HT: 6'1" WT: 180 THROWS: LEFT BATS: LEFT | | | | | | | | | | | | | BORN: 6-17-1965, Glendale, CA | | | | | | | | | | | | | | | | | | | | | | | | | | | | | | | | | | | | | | |
| 1993 KANSAS CITY ROYALS PITCHING RECORD | | | | | | | | | | | | | | | | | | | | | | | | | | | | | | | | | | | | | | | | | | | | | | | | | | | |
| G | IP | W | L | R | ER | SO | BB | GS | CG | SHO | SV | ERA | G | IP | W | L | R | ER | SO | BB | GS | CG | SHO | SV | ERA | G | IP | W | L | R | ER | SO | BB | GS | CG | SHO | SV | ERA | | | | | | | | | | | | | |
| 7 | 35.1 | 1 | 2 | 16 | 16 | 16 | 11 | 6 | 0 | 0 | 0 | 4.08 | 35 | 224.2 | 15 | 9 | 110 | 96 | 138 | 64 | 34 | 2 | 0 | 1 | 3.85 | 7 | 35.1 | 1 | 2 | 16 | 16 | 16 | 11 | 6 | 0 | 0 | 0 | 4.08 | | | | | | | | | | | | | |
| CARDBOARD BASEBALL RATINGS | | | | | | | | | | | | | | | | | | | | | | | | | | | | | | | | | | | | | | | | | | | | | | | | | | | |
| ERA | | | | | | | | | | | | | W | | | | | | | | | | | | | BB | | | | | | | | | | | | | K | | | | | | | | | | | | |
| 40 | | | | | | | | | | | | | 1 | | | | | | | | | | | | | 11 | | | | | | | | | | | | | 16 | | | | | | | | | | | | |

| | | | | | | | | | | | | | | | | | | | | | | | | | | | | | | | | | | | | | | | | | | | | | | | | | | | |
|--|-------|----|---|-----|----|-----|----|----|----|-----|----|------|-------------------------------------|-------|----|---|-----|----|-----|----|----|----|-----|----|------|----|-------|----|---|-----|----|-----|----|----|----|-----|----|------|-----|--|--|--|--|--|--|--|--|--|--|--|--|
| 720 | | | | | | | | | | | | | DENNIS MARTINEZ | | | | | | | | | | | | | P | | | | | | | | | | | | | | | | | | | | | | | | | |
| HT: 6'1" WT: 160 THROWS: RIGHT BATS: RIGHT | | | | | | | | | | | | | BORN: 5-14-1955, Granada, Nicaragua | | | | | | | | | | | | | | | | | | | | | | | | | | | | | | | | | | | | | | |
| 1993 MONTREAL EXPOS PITCHING RECORD | | | | | | | | | | | | | | | | | | | | | | | | | | | | | | | | | | | | | | | | | | | | | | | | | | | |
| G | IP | W | L | R | ER | SO | BB | GS | CG | SHO | SV | ERA | G | IP | W | L | R | ER | SO | BB | GS | CG | SHO | SV | ERA | G | IP | W | L | R | ER | SO | BB | GS | CG | SHO | SV | ERA | | | | | | | | | | | | | |
| 35 | 224.2 | 15 | 9 | 110 | 96 | 138 | 64 | 34 | 2 | 0 | 1 | 3.85 | 35 | 224.2 | 15 | 9 | 110 | 96 | 138 | 64 | 34 | 2 | 0 | 1 | 3.85 | 35 | 224.2 | 15 | 9 | 110 | 96 | 138 | 64 | 34 | 2 | 0 | 1 | 3.85 | | | | | | | | | | | | | |
| CARDBOARD BASEBALL RATINGS | | | | | | | | | | | | | | | | | | | | | | | | | | | | | | | | | | | | | | | | | | | | | | | | | | | |
| ERA | | | | | | | | | | | | | W | | | | | | | | | | | | | BB | | | | | | | | | | | | | K | | | | | | | | | | | | |
| 38 | | | | | | | | | | | | | 15 | | | | | | | | | | | | | 64 | | | | | | | | | | | | | 138 | | | | | | | | | | | | |

| | | | | | | | | | | | | |
|---|-------|----|---|----|----|-----|----|-----|----|-----|----|------|
| 721 PEDRO MARTINEZ P | | | | | | | | | | | | |
| HT: 5'11" WT: 170 THROWS: RIGHT BATS: RIGHT BORN: 10-25-1971, Manoguyabo, D.R. | | | | | | | | | | | | |
| 1993 LOS ANGELES DODGERS PITCHING RECORD | | | | | | | | | | | | |
| G | IP | W | L | R | ER | SO | BB | GS | CG | SHO | SV | ERA |
| 65 | 107.1 | 10 | 5 | 34 | 31 | 119 | 57 | 2 | 0 | 0 | 2 | 2.61 |
| CARDBOARD BASEBALL RATINGS | | | | | | | | | | | | |
| ERA | | W | | | BB | | | K | | | | |
| 26 | | 10 | | | 57 | | | 119 | | | | |

| | | | | | | | | | | | | |
|---|------|---|---|----|----|----|----|----|----|-----|----|------|
| 725 TIM MAUSER P | | | | | | | | | | | | |
| HT: 6'0" WT: 185 THROWS: RIGHT BATS: RIGHT BORN: 10-4-1966, Fort Worth, TX | | | | | | | | | | | | |
| 1993 SAN DIEGO PADRES PITCHING RECORD | | | | | | | | | | | | |
| G | IP | W | L | R | ER | SO | BB | GS | CG | SHO | SV | ERA |
| 36 | 54.1 | 0 | 1 | 28 | 24 | 46 | 24 | 0 | 0 | 0 | 0 | 4.00 |
| CARDBOARD BASEBALL RATINGS | | | | | | | | | | | | |
| ERA | | W | | | BB | | | K | | | | |
| 40 | | 0 | | | 24 | | | 46 | | | | |

| | | | | | | | | | | | | |
|---|------|---|---|----|----|----|----|----|----|-----|----|------|
| 722 PEDRO MARTINEZ P | | | | | | | | | | | | |
| HT: 6'2" WT: 155 THROWS: LEFT BATS: LEFT BORN: 11-29-1968, Villa Mella, D.R. | | | | | | | | | | | | |
| 1993 SAN DIEGO PADRES PITCHING RECORD | | | | | | | | | | | | |
| G | IP | W | L | R | ER | SO | BB | GS | CG | SHO | SV | ERA |
| 32 | 37.1 | 3 | 1 | 11 | 10 | 32 | 13 | 0 | 0 | 0 | 0 | 2.43 |
| CARDBOARD BASEBALL RATINGS | | | | | | | | | | | | |
| ERA | | W | | | BB | | | K | | | | |
| 24 | | 3 | | | 13 | | | 32 | | | | |

| | | | | | | | | | | | | |
|---|------|---|---|----|----|----|----|----|----|-----|----|------|
| 726 MATT MAYSEY P | | | | | | | | | | | | |
| HT: 6'4" WT: 225 THROWS: RIGHT BATS: RIGHT BORN: 1-8-1967, Hamilton, ON, CAN | | | | | | | | | | | | |
| 1993 MILWAUKEE BREWERS PITCHING RECORD | | | | | | | | | | | | |
| G | IP | W | L | R | ER | SO | BB | GS | CG | SHO | SV | ERA |
| 23 | 22.1 | 1 | 2 | 14 | 14 | 10 | 13 | 0 | 0 | 0 | 1 | 5.73 |
| CARDBOARD BASEBALL RATINGS | | | | | | | | | | | | |
| ERA | | W | | | BB | | | K | | | | |
| 57 | | 1 | | | 13 | | | 10 | | | | |

| | | | | | | | | | | | | |
|--|-------|----|----|----|-----|-----|-----|-----|----|-----|----|------|
| 723 RAMON MARTINEZ P | | | | | | | | | | | | |
| HT: 6'4" WT: 165 THROWS: RIGHT BATS: RIGHT BORN: 3-22-1968, Santo Domingo, D.R. | | | | | | | | | | | | |
| 1993 LOS ANGELES DODGERS PITCHING RECORD | | | | | | | | | | | | |
| G | IP | W | L | R | ER | SO | BB | GS | CG | SHO | SV | ERA |
| 32 | 211.2 | 10 | 12 | 88 | 81 | 127 | 104 | 32 | 4 | 3 | 0 | 3.44 |
| CARDBOARD BASEBALL RATINGS | | | | | | | | | | | | |
| ERA | | W | | | BB | | | K | | | | |
| 34 | | 10 | | | 104 | | | 127 | | | | |

| | | | | | | | | | | | | |
|--|-------|---|---|----|----|----|----|----|----|-----|----|------|
| 727 KIRK MCCASKILL P | | | | | | | | | | | | |
| HT: 6'1" WT: 190 THROWS: RIGHT BATS: RIGHT BORN: 4-9-1961, Kapuskasing, ON, CAN | | | | | | | | | | | | |
| 1993 CHICAGO WHITE SOX PITCHING RECORD | | | | | | | | | | | | |
| G | IP | W | L | R | ER | SO | BB | GS | CG | SHO | SV | ERA |
| 30 | 113.2 | 4 | 8 | 71 | 66 | 65 | 36 | 14 | 0 | 0 | 2 | 5.23 |
| CARDBOARD BASEBALL RATINGS | | | | | | | | | | | | |
| ERA | | W | | | BB | | | K | | | | |
| 52 | | 4 | | | 36 | | | 65 | | | | |

| | | | | | | | | | | | | |
|---|------|---|----|----|----|----|----|----|----|-----|----|------|
| 724 ROGER MASON P | | | | | | | | | | | | |
| HT: 6'6" WT: 215 THROWS: RIGHT BATS: RIGHT BORN: 9-18-1958, Bellaire, MI | | | | | | | | | | | | |
| 1993 PHILADELPHIA PHILLIES PITCHING RECORD | | | | | | | | | | | | |
| G | IP | W | L | R | ER | SO | BB | GS | CG | SHO | SV | ERA |
| 68 | 99.2 | 5 | 12 | 48 | 45 | 71 | 34 | 0 | 0 | 0 | 0 | 4.06 |
| CARDBOARD BASEBALL RATINGS | | | | | | | | | | | | |
| ERA | | W | | | BB | | | K | | | | |
| 40 | | 5 | | | 34 | | | 71 | | | | |

| | | | | | | | | | | | | |
|---|-------|----|----|----|----|-----|----|-----|----|-----|----|------|
| 728 BEN MCDONALD P | | | | | | | | | | | | |
| HT: 6'7" WT: 212 THROWS: RIGHT BATS: RIGHT BORN: 11-24-1967, Baton Rouge, LA | | | | | | | | | | | | |
| 1993 BALTIMORE ORIOLES PITCHING RECORD | | | | | | | | | | | | |
| G | IP | W | L | R | ER | SO | BB | GS | CG | SHO | SV | ERA |
| 34 | 220.1 | 13 | 14 | 92 | 83 | 171 | 86 | 34 | 7 | 1 | 0 | 3.39 |
| CARDBOARD BASEBALL RATINGS | | | | | | | | | | | | |
| ERA | | W | | | BB | | | K | | | | |
| 33 | | 13 | | | 86 | | | 171 | | | | |

| | | | | | | | | | | | | | | | | | | | | | | | | | | | | | | | | | | | | | | |
|--|-------|----|----|-----|----|-----|----|----|----|-----|----|------|-----------------------------------|------|---|-----|----|----|----|----|----|----|-----|----|------|---|--|----|--|--|--|--|--|--|--|--|--|--|
| 729 | | | | | | | | | | | | | JACK MCDOWELL | | | | | | | | | | | | | P | | | | | | | | | | | | |
| HT: 6'5" WT: 180 THROWS: RIGHT BATS: RIGHT | | | | | | | | | | | | | BORN: 1-16-1966, Van Nuys, CA | | | | | | | | | | | | | | | | | | | | | | | | | |
| 1993 CHICAGO WHITE SOX PITCHING RECORD | | | | | | | | | | | | | | | | | | | | | | | | | | | | | | | | | | | | | | |
| G | IP | W | L | R | ER | SO | BB | GS | CG | SHO | SV | ERA | G | IP | W | L | R | ER | SO | BB | GS | CG | SHO | SV | ERA | | | | | | | | | | | | | |
| 34 | 256.2 | 22 | 10 | 104 | 96 | 158 | 69 | 34 | 10 | 4 | 0 | 3.37 | 15 | 21.1 | 2 | 2 | 15 | 13 | 13 | 5 | 0 | 0 | 0 | 0 | 5.57 | | | | | | | | | | | | | |
| CARDBOARD BASEBALL RATINGS | | | | | | | | | | | | | | | | | | | | | | | | | | | | | | | | | | | | | | |
| ERA | | | | W | | | | BB | | | | K | | | | ERA | | | | W | | | | BB | | | | K | | | | | | | | | | |
| 33 | | | | 22 | | | | 69 | | | | 158 | | | | 55 | | | | 2 | | | | 5 | | | | 13 | | | | | | | | | | |
| | | | | | | | | | | | | | | | | | | | | | | | | | | | | | | | | | | | | | | |
| 730 | | | | | | | | | | | | | ROGER MCDOWELL | | | | | | | | | | | | | P | | | | | | | | | | | | |
| HT: 6'1" WT: 175 THROWS: RIGHT BATS: RIGHT | | | | | | | | | | | | | BORN: 12-21-1960, Cincinnati, OH | | | | | | | | | | | | | | | | | | | | | | | | | |
| 1993 LOS ANGELES DODGERS PITCHING RECORD | | | | | | | | | | | | | | | | | | | | | | | | | | | | | | | | | | | | | | |
| G | IP | W | L | R | ER | SO | BB | GS | CG | SHO | SV | ERA | G | IP | W | L | R | ER | SO | BB | GS | CG | SHO | SV | ERA | | | | | | | | | | | | | |
| 54 | 68.1 | 5 | 3 | 32 | 17 | 27 | 30 | 0 | 0 | 0 | 2 | 2.25 | 14 | 21.1 | 2 | 0 | 8 | 7 | 13 | 4 | 0 | 0 | 0 | 0 | 3.00 | | | | | | | | | | | | | |
| CARDBOARD BASEBALL RATINGS | | | | | | | | | | | | | | | | | | | | | | | | | | | | | | | | | | | | | | |
| ERA | | | | W | | | | BB | | | | K | | | | ERA | | | | W | | | | BB | | | | K | | | | | | | | | | |
| 22 | | | | 5 | | | | 30 | | | | 27 | | | | 30 | | | | 2 | | | | 4 | | | | 13 | | | | | | | | | | |
| | | | | | | | | | | | | | | | | | | | | | | | | | | | | | | | | | | | | | | |
| 731 | | | | | | | | | | | | | CHUCK MCELROY | | | | | | | | | | | | | P | | | | | | | | | | | | |
| HT: 6'0" WT: 160 THROWS: LEFT BATS: LEFT | | | | | | | | | | | | | BORN: 10-1-1967, Port Arthur, TX | | | | | | | | | | | | | | | | | | | | | | | | | |
| 1993 CHICAGO CUBS PITCHING RECORD | | | | | | | | | | | | | | | | | | | | | | | | | | | | | | | | | | | | | | |
| G | IP | W | L | R | ER | SO | BB | GS | CG | SHO | SV | ERA | G | IP | W | L | R | ER | SO | BB | GS | CG | SHO | SV | ERA | | | | | | | | | | | | | |
| 49 | 47.1 | 2 | 2 | 30 | 24 | 31 | 25 | 0 | 0 | 0 | 0 | 4.56 | 43 | 66.1 | 3 | 1 | 24 | 21 | 59 | 36 | 6 | 0 | 0 | 0 | 2.86 | | | | | | | | | | | | | |
| CARDBOARD BASEBALL RATINGS | | | | | | | | | | | | | | | | | | | | | | | | | | | | | | | | | | | | | | |
| ERA | | | | W | | | | BB | | | | K | | | | ERA | | | | W | | | | BB | | | | K | | | | | | | | | | |
| 45 | | | | 2 | | | | 25 | | | | 31 | | | | 28 | | | | 3 | | | | 36 | | | | 59 | | | | | | | | | | |
| | | | | | | | | | | | | | | | | | | | | | | | | | | | | | | | | | | | | | | |
| 732 | | | | | | | | | | | | | GREG MCMICHAEL | | | | | | | | | | | | | P | | | | | | | | | | | | |
| HT: 6'3" WT: 215 THROWS: RIGHT BATS: RIGHT | | | | | | | | | | | | | BORN: 12-1-1966, Knoxville, TN | | | | | | | | | | | | | | | | | | | | | | | | | |
| 1993 ATLANTA BRAVES PITCHING RECORD | | | | | | | | | | | | | | | | | | | | | | | | | | | | | | | | | | | | | | |
| G | IP | W | L | R | ER | SO | BB | GS | CG | SHO | SV | ERA | G | IP | W | L | R | ER | SO | BB | GS | CG | SHO | SV | ERA | | | | | | | | | | | | | |
| 74 | 91.2 | 2 | 3 | 22 | 21 | 89 | 29 | 0 | 0 | 0 | 19 | 2.06 | 19 | 27.1 | 1 | 1 | 29 | 29 | 14 | 23 | 0 | 0 | 0 | 0 | 9.67 | | | | | | | | | | | | | |
| CARDBOARD BASEBALL RATINGS | | | | | | | | | | | | | | | | | | | | | | | | | | | | | | | | | | | | | | |
| ERA | | | | W | | | | BB | | | | K | | | | ERA | | | | W | | | | BB | | | | K | | | | | | | | | | |
| 20 | | | | 2 | | | | 29 | | | | 89 | | | | 96 | | | | 1 | | | | 23 | | | | 14 | | | | | | | | | | |
| | | | | | | | | | | | | | | | | | | | | | | | | | | | | | | | | | | | | | | |
| 733 | | | | | | | | | | | | | RUSTY MEACHAM | | | | | | | | | | | | | P | | | | | | | | | | | | |
| HT: 6'3" WT: 155 THROWS: RIGHT BATS: RIGHT | | | | | | | | | | | | | BORN: 1-27-1968, Stuart, FL | | | | | | | | | | | | | | | | | | | | | | | | | |
| 1993 KANSAS CITY ROYALS PITCHING RECORD | | | | | | | | | | | | | | | | | | | | | | | | | | | | | | | | | | | | | | |
| G | IP | W | L | R | ER | SO | BB | GS | CG | SHO | SV | ERA | G | IP | W | L | R | ER | SO | BB | GS | CG | SHO | SV | ERA | | | | | | | | | | | | | |
| 15 | 21.1 | 2 | 2 | 15 | 13 | 13 | 5 | 0 | 0 | 0 | 0 | 5.57 | 15 | 21.1 | 2 | 2 | 15 | 13 | 13 | 5 | 0 | 0 | 0 | 0 | 5.57 | | | | | | | | | | | | | |
| CARDBOARD BASEBALL RATINGS | | | | | | | | | | | | | | | | | | | | | | | | | | | | | | | | | | | | | | |
| ERA | | | | W | | | | BB | | | | K | | | | ERA | | | | W | | | | BB | | | | K | | | | | | | | | | |
| 55 | | | | 2 | | | | 5 | | | | 13 | | | | 55 | | | | 2 | | | | 5 | | | | 13 | | | | | | | | | | |
| | | | | | | | | | | | | | | | | | | | | | | | | | | | | | | | | | | | | | | |
| 734 | | | | | | | | | | | | | TONY MENENDEZ | | | | | | | | | | | | | P | | | | | | | | | | | | |
| HT: 6'2" WT: 190 THROWS: RIGHT BATS: RIGHT | | | | | | | | | | | | | BORN: 2-20-1965, Havana, Cuba | | | | | | | | | | | | | | | | | | | | | | | | | |
| 1993 PITTSBURGH PIRATES PITCHING RECORD | | | | | | | | | | | | | | | | | | | | | | | | | | | | | | | | | | | | | | |
| G | IP | W | L | R | ER | SO | BB | GS | CG | SHO | SV | ERA | G | IP | W | L | R | ER | SO | BB | GS | CG | SHO | SV | ERA | | | | | | | | | | | | | |
| 14 | 21.1 | 2 | 0 | 8 | 7 | 13 | 4 | 0 | 0 | 0 | 0 | 3.00 | 14 | 21.1 | 2 | 0 | 8 | 7 | 13 | 4 | 0 | 0 | 0 | 0 | 3.00 | | | | | | | | | | | | | |
| CARDBOARD BASEBALL RATINGS | | | | | | | | | | | | | | | | | | | | | | | | | | | | | | | | | | | | | | |
| ERA | | | | W | | | | BB | | | | K | | | | ERA | | | | W | | | | BB | | | | K | | | | | | | | | | |
| 30 | | | | 2 | | | | 4 | | | | 13 | | | | 30 | | | | 2 | | | | 4 | | | | 13 | | | | | | | | | | |
| | | | | | | | | | | | | | | | | | | | | | | | | | | | | | | | | | | | | | | |
| 735 | | | | | | | | | | | | | KENT MERCKER | | | | | | | | | | | | | P | | | | | | | | | | | | |
| HT: 6'1" WT: 175 THROWS: LEFT BATS: LEFT | | | | | | | | | | | | | BORN: 2-1-1968, Dublin, OH | | | | | | | | | | | | | | | | | | | | | | | | | |
| 1993 ATLANTA BRAVES PITCHING RECORD | | | | | | | | | | | | | | | | | | | | | | | | | | | | | | | | | | | | | | |
| G | IP | W | L | R | ER | SO | BB | GS | CG | SHO | SV | ERA | G | IP | W | L | R | ER | SO | BB | GS | CG | SHO | SV | ERA | | | | | | | | | | | | | |
| 43 | 66.1 | 3 | 1 | 24 | 21 | 59 | 36 | 6 | 0 | 0 | 0 | 2.86 | 43 | 66.1 | 3 | 1 | 24 | 21 | 59 | 36 | 6 | 0 | 0 | 0 | 2.86 | | | | | | | | | | | | | |
| CARDBOARD BASEBALL RATINGS | | | | | | | | | | | | | | | | | | | | | | | | | | | | | | | | | | | | | | |
| ERA | | | | W | | | | BB | | | | K | | | | ERA | | | | W | | | | BB | | | | K | | | | | | | | | | |
| 28 | | | | 3 | | | | 36 | | | | 59 | | | | 28 | | | | 3 | | | | 36 | | | | 59 | | | | | | | | | | |
| | | | | | | | | | | | | | | | | | | | | | | | | | | | | | | | | | | | | | | |
| 736 | | | | | | | | | | | | | BRETT MERRIMAN | | | | | | | | | | | | | P | | | | | | | | | | | | |
| HT: 6'2" WT: 210 THROWS: RIGHT BATS: RIGHT | | | | | | | | | | | | | BORN: 7-15-1966, Jacksonville, IL | | | | | | | | | | | | | | | | | | | | | | | | | |
| 1993 MINNESOTA TWINS PITCHING RECORD | | | | | | | | | | | | | | | | | | | | | | | | | | | | | | | | | | | | | | |
| G | IP | W | L | R | ER | SO | BB | GS | CG | SHO | SV | ERA | G | IP | W | L | R | ER | SO | BB | GS | CG | SHO | SV | ERA | | | | | | | | | | | | | |
| 19 | 27.1 | 1 | 1 | 29 | 29 | 14 | 23 | 0 | 0 | 0 | 0 | 9.67 | 19 | 27.1 | 1 | 1 | 29 | 29 | 14 | 23 | 0 | 0 | 0 | 0 | 9.67 | | | | | | | | | | | | | |
| CARDBOARD BASEBALL RATINGS | | | | | | | | | | | | | | | | | | | | | | | | | | | | | | | | | | | | | | |
| ERA | | | | W | | | | BB | | | | K | | | | ERA | | | | W | | | | BB | | | | K | | | | | | | | | | |
| 96 | | | | 1 | | | | 23 | | | | 14 | | | | 96 | | | | 1 | | | | 23 | | | | 14 | | | | | | | | | | |

| <p>737 JOSE MESA P</p> <p>HT: 6'3" WT: 170 THROWS: RIGHT BATS: RIGHT BORN: 5-22-1966, Pueblo Viejo, D.R.</p> <p>1993 CLEVELAND INDIANS PITCHING RECORD</p> <table> <tr> <th>G</th><th>IP</th><th>W</th><th>L</th><th>R</th><th>ER</th><th>SO</th><th>BB</th><th>GS</th><th>CG</th><th>SHO</th><th>SV</th><th>ERA</th></tr> <tr> <td>34</td><td>208.2</td><td>10</td><td>12</td><td>122</td><td>114</td><td>118</td><td>62</td><td>33</td><td>3</td><td>0</td><td>0</td><td>4.92</td></tr> </table> <p>CARDBOARD BASEBALL RATINGS</p> <table> <tr> <th>ERA</th><th>W</th><th>BB</th><th>K</th></tr> <tr> <td>49</td><td>10</td><td>62</td><td>118</td></tr> </table> | G | IP | W | L | R | ER | SO | BB | GS | CG | SHO | SV | ERA | 34 | 208.2 | 10 | 12 | 122 | 114 | 118 | 62 | 33 | 3 | 0 | 0 | 4.92 | ERA | W | BB | K | 49 | 10 | 62 | 118 | <p>741 ANGEL MIRANDA P</p> <p>HT: 6'1" WT: 160 THROWS: LEFT BATS: LEFT BORN: 11-9-1969, Arecibo, P.R.</p> <p>1993 MILWAUKEE BREWERS PITCHING RECORD</p> <table> <tr> <th>G</th><th>IP</th><th>W</th><th>L</th><th>R</th><th>ER</th><th>SO</th><th>BB</th><th>GS</th><th>CG</th><th>SHO</th><th>SV</th><th>ERA</th></tr> <tr> <td>22</td><td>120.1</td><td>4</td><td>5</td><td>53</td><td>44</td><td>88</td><td>52</td><td>17</td><td>2</td><td>0</td><td>0</td><td>3.30</td></tr> </table> <p>CARDBOARD BASEBALL RATINGS</p> <table> <tr> <th>ERA</th><th>W</th><th>BB</th><th>K</th></tr> <tr> <td>33</td><td>4</td><td>52</td><td>88</td></tr> </table> | G | IP | W | L | R | ER | SO | BB | GS | CG | SHO | SV | ERA | 22 | 120.1 | 4 | 5 | 53 | 44 | 88 | 52 | 17 | 2 | 0 | 0 | 3.30 | ERA | W | BB | K | 33 | 4 | 52 | 88 |
|--|-------|----|-----|-----|-----|-----|----|----|----|-----|-----|------|-----|----|-------|----|----|-----|-----|-----|----|----|---|---|---|------|-----|---|----|---|----|----|----|-----|---|---|----|---|---|---|----|----|----|----|----|-----|----|-----|----|-------|---|---|----|----|----|----|----|---|---|----|------|-----|---|----|---|----|---|----|----|
| G | IP | W | L | R | ER | SO | BB | GS | CG | SHO | SV | ERA | | | | | | | | | | | | | | | | | | | | | | | | | | | | | | | | | | | | | | | | | | | | | | | | | | | | | | | | | |
| 34 | 208.2 | 10 | 12 | 122 | 114 | 118 | 62 | 33 | 3 | 0 | 0 | 4.92 | | | | | | | | | | | | | | | | | | | | | | | | | | | | | | | | | | | | | | | | | | | | | | | | | | | | | | | | | |
| ERA | W | BB | K | | | | | | | | | | | | | | | | | | | | | | | | | | | | | | | | | | | | | | | | | | | | | | | | | | | | | | | | | | | | | | | | | | |
| 49 | 10 | 62 | 118 | | | | | | | | | | | | | | | | | | | | | | | | | | | | | | | | | | | | | | | | | | | | | | | | | | | | | | | | | | | | | | | | | | |
| G | IP | W | L | R | ER | SO | BB | GS | CG | SHO | SV | ERA | | | | | | | | | | | | | | | | | | | | | | | | | | | | | | | | | | | | | | | | | | | | | | | | | | | | | | | | | |
| 22 | 120.1 | 4 | 5 | 53 | 44 | 88 | 52 | 17 | 2 | 0 | 0 | 3.30 | | | | | | | | | | | | | | | | | | | | | | | | | | | | | | | | | | | | | | | | | | | | | | | | | | | | | | | | | |
| ERA | W | BB | K | | | | | | | | | | | | | | | | | | | | | | | | | | | | | | | | | | | | | | | | | | | | | | | | | | | | | | | | | | | | | | | | | | |
| 33 | 4 | 52 | 88 | | | | | | | | | | | | | | | | | | | | | | | | | | | | | | | | | | | | | | | | | | | | | | | | | | | | | | | | | | | | | | | | | | |
| <p>738 ALAN MILLS P</p> <p>HT: 6'1" WT: 190 THROWS: RIGHT BATS: RIGHT BORN: 10-18-1966, Lakeland, FL</p> <p>1993 BALTIMORE ORIOLES PITCHING RECORD</p> <table> <tr> <th>G</th><th>IP</th><th>W</th><th>L</th><th>R</th><th>ER</th><th>SO</th><th>BB</th><th>GS</th><th>CG</th><th>SHO</th><th>SV</th><th>ERA</th></tr> <tr> <td>45</td><td>100.1</td><td>5</td><td>4</td><td>39</td><td>36</td><td>68</td><td>51</td><td>0</td><td>0</td><td>0</td><td>4</td><td>3.23</td></tr> </table> <p>CARDBOARD BASEBALL RATINGS</p> <table> <tr> <th>ERA</th><th>W</th><th>BB</th><th>K</th></tr> <tr> <td>32</td><td>5</td><td>51</td><td>68</td></tr> </table> | G | IP | W | L | R | ER | SO | BB | GS | CG | SHO | SV | ERA | 45 | 100.1 | 5 | 4 | 39 | 36 | 68 | 51 | 0 | 0 | 0 | 4 | 3.23 | ERA | W | BB | K | 32 | 5 | 51 | 68 | <p>742 MIKE MOHLER P</p> <p>HT: 6'2" WT: 195 THROWS: LEFT BATS: RIGHT BORN: 7-26-1968, Dayton, OH</p> <p>1993 OAKLAND ATHLETICS PITCHING RECORD</p> <table> <tr> <th>G</th><th>IP</th><th>W</th><th>L</th><th>R</th><th>ER</th><th>SO</th><th>BB</th><th>GS</th><th>CG</th><th>SHO</th><th>SV</th><th>ERA</th></tr> <tr> <td>42</td><td>64.1</td><td>1</td><td>6</td><td>45</td><td>40</td><td>42</td><td>44</td><td>9</td><td>0</td><td>0</td><td>0</td><td>5.60</td></tr> </table> <p>CARDBOARD BASEBALL RATINGS</p> <table> <tr> <th>ERA</th><th>W</th><th>BB</th><th>K</th></tr> <tr> <td>56</td><td>1</td><td>44</td><td>42</td></tr> </table> | G | IP | W | L | R | ER | SO | BB | GS | CG | SHO | SV | ERA | 42 | 64.1 | 1 | 6 | 45 | 40 | 42 | 44 | 9 | 0 | 0 | 0 | 5.60 | ERA | W | BB | K | 56 | 1 | 44 | 42 |
| G | IP | W | L | R | ER | SO | BB | GS | CG | SHO | SV | ERA | | | | | | | | | | | | | | | | | | | | | | | | | | | | | | | | | | | | | | | | | | | | | | | | | | | | | | | | | |
| 45 | 100.1 | 5 | 4 | 39 | 36 | 68 | 51 | 0 | 0 | 0 | 4 | 3.23 | | | | | | | | | | | | | | | | | | | | | | | | | | | | | | | | | | | | | | | | | | | | | | | | | | | | | | | | | |
| ERA | W | BB | K | | | | | | | | | | | | | | | | | | | | | | | | | | | | | | | | | | | | | | | | | | | | | | | | | | | | | | | | | | | | | | | | | | |
| 32 | 5 | 51 | 68 | | | | | | | | | | | | | | | | | | | | | | | | | | | | | | | | | | | | | | | | | | | | | | | | | | | | | | | | | | | | | | | | | | |
| G | IP | W | L | R | ER | SO | BB | GS | CG | SHO | SV | ERA | | | | | | | | | | | | | | | | | | | | | | | | | | | | | | | | | | | | | | | | | | | | | | | | | | | | | | | | | |
| 42 | 64.1 | 1 | 6 | 45 | 40 | 42 | 44 | 9 | 0 | 0 | 0 | 5.60 | | | | | | | | | | | | | | | | | | | | | | | | | | | | | | | | | | | | | | | | | | | | | | | | | | | | | | | | | |
| ERA | W | BB | K | | | | | | | | | | | | | | | | | | | | | | | | | | | | | | | | | | | | | | | | | | | | | | | | | | | | | | | | | | | | | | | | | | |
| 56 | 1 | 44 | 42 | | | | | | | | | | | | | | | | | | | | | | | | | | | | | | | | | | | | | | | | | | | | | | | | | | | | | | | | | | | | | | | | | | |
| <p>739 NATE MINCHEY P</p> <p>HT: 6'8" WT: 225 THROWS: RIGHT BATS: RIGHT BORN: 8-31-1969, Austin, TX</p> <p>1993 BOSTON RED SOX PITCHING RECORD</p> <table> <tr> <th>G</th><th>IP</th><th>W</th><th>L</th><th>R</th><th>ER</th><th>SO</th><th>BB</th><th>GS</th><th>CG</th><th>SHO</th><th>SV</th><th>ERA</th></tr> <tr> <td>5</td><td>33.1</td><td>1</td><td>2</td><td>16</td><td>13</td><td>18</td><td>8</td><td>5</td><td>1</td><td>0</td><td>0</td><td>3.55</td></tr> </table> <p>CARDBOARD BASEBALL RATINGS</p> <table> <tr> <th>ERA</th><th>W</th><th>BB</th><th>K</th></tr> <tr> <td>35</td><td>1</td><td>8</td><td>18</td></tr> </table> | G | IP | W | L | R | ER | SO | BB | GS | CG | SHO | SV | ERA | 5 | 33.1 | 1 | 2 | 16 | 13 | 18 | 8 | 5 | 1 | 0 | 0 | 3.55 | ERA | W | BB | K | 35 | 1 | 8 | 18 | <p>743 RICH MONTELEONE P</p> <p>HT: 6'2" WT: 205 THROWS: RIGHT BATS: RIGHT BORN: 3-22-1963, Tampa, FL</p> <p>1993 NEW YORK YANKEES PITCHING RECORD</p> <table> <tr> <th>G</th><th>IP</th><th>W</th><th>L</th><th>R</th><th>ER</th><th>SO</th><th>BB</th><th>GS</th><th>CG</th><th>SHO</th><th>SV</th><th>ERA</th></tr> <tr> <td>42</td><td>85.2</td><td>7</td><td>4</td><td>52</td><td>47</td><td>50</td><td>35</td><td>0</td><td>0</td><td>0</td><td>0</td><td>4.94</td></tr> </table> <p>CARDBOARD BASEBALL RATINGS</p> <table> <tr> <th>ERA</th><th>W</th><th>BB</th><th>K</th></tr> <tr> <td>49</td><td>7</td><td>35</td><td>50</td></tr> </table> | G | IP | W | L | R | ER | SO | BB | GS | CG | SHO | SV | ERA | 42 | 85.2 | 7 | 4 | 52 | 47 | 50 | 35 | 0 | 0 | 0 | 0 | 4.94 | ERA | W | BB | K | 49 | 7 | 35 | 50 |
| G | IP | W | L | R | ER | SO | BB | GS | CG | SHO | SV | ERA | | | | | | | | | | | | | | | | | | | | | | | | | | | | | | | | | | | | | | | | | | | | | | | | | | | | | | | | | |
| 5 | 33.1 | 1 | 2 | 16 | 13 | 18 | 8 | 5 | 1 | 0 | 0 | 3.55 | | | | | | | | | | | | | | | | | | | | | | | | | | | | | | | | | | | | | | | | | | | | | | | | | | | | | | | | | |
| ERA | W | BB | K | | | | | | | | | | | | | | | | | | | | | | | | | | | | | | | | | | | | | | | | | | | | | | | | | | | | | | | | | | | | | | | | | | |
| 35 | 1 | 8 | 18 | | | | | | | | | | | | | | | | | | | | | | | | | | | | | | | | | | | | | | | | | | | | | | | | | | | | | | | | | | | | | | | | | | |
| G | IP | W | L | R | ER | SO | BB | GS | CG | SHO | SV | ERA | | | | | | | | | | | | | | | | | | | | | | | | | | | | | | | | | | | | | | | | | | | | | | | | | | | | | | | | | |
| 42 | 85.2 | 7 | 4 | 52 | 47 | 50 | 35 | 0 | 0 | 0 | 0 | 4.94 | | | | | | | | | | | | | | | | | | | | | | | | | | | | | | | | | | | | | | | | | | | | | | | | | | | | | | | | | |
| ERA | W | BB | K | | | | | | | | | | | | | | | | | | | | | | | | | | | | | | | | | | | | | | | | | | | | | | | | | | | | | | | | | | | | | | | | | | |
| 49 | 7 | 35 | 50 | | | | | | | | | | | | | | | | | | | | | | | | | | | | | | | | | | | | | | | | | | | | | | | | | | | | | | | | | | | | | | | | | | |
| <p>740 BLAS MINOR P</p> <p>HT: 6'3" WT: 195 THROWS: RIGHT BATS: RIGHT BORN: 3-20-1966, Merced, CA</p> <p>1993 PITTSBURGH PIRATES PITCHING RECORD</p> <table> <tr> <th>G</th><th>IP</th><th>W</th><th>L</th><th>R</th><th>ER</th><th>SO</th><th>BB</th><th>GS</th><th>CG</th><th>SHO</th><th>SV</th><th>ERA</th></tr> <tr> <td>65</td><td>94.1</td><td>8</td><td>6</td><td>43</td><td>43</td><td>84</td><td>26</td><td>0</td><td>0</td><td>0</td><td>2</td><td>4.10</td></tr> </table> <p>CARDBOARD BASEBALL RATINGS</p> <table> <tr> <th>ERA</th><th>W</th><th>BB</th><th>K</th></tr> <tr> <td>41</td><td>8</td><td>26</td><td>84</td></tr> </table> | G | IP | W | L | R | ER | SO | BB | GS | CG | SHO | SV | ERA | 65 | 94.1 | 8 | 6 | 43 | 43 | 84 | 26 | 0 | 0 | 0 | 2 | 4.10 | ERA | W | BB | K | 41 | 8 | 26 | 84 | <p>744 JEFF MONTGOMERY P</p> <p>HT: 5'11" WT: 170 THROWS: RIGHT BATS: RIGHT BORN: 1-7-1962, Wellston, OH</p> <p>1993 KANSAS CITY ROYALS PITCHING RECORD</p> <table> <tr> <th>G</th><th>IP</th><th>W</th><th>L</th><th>R</th><th>ER</th><th>SO</th><th>BB</th><th>GS</th><th>CG</th><th>SHO</th><th>SV</th><th>ERA</th></tr> <tr> <td>69</td><td>87.1</td><td>7</td><td>5</td><td>22</td><td>22</td><td>66</td><td>23</td><td>0</td><td>0</td><td>0</td><td>45</td><td>2.27</td></tr> </table> <p>CARDBOARD BASEBALL RATINGS</p> <table> <tr> <th>ERA</th><th>W</th><th>BB</th><th>K</th></tr> <tr> <td>22</td><td>7</td><td>23</td><td>66</td></tr> </table> | G | IP | W | L | R | ER | SO | BB | GS | CG | SHO | SV | ERA | 69 | 87.1 | 7 | 5 | 22 | 22 | 66 | 23 | 0 | 0 | 0 | 45 | 2.27 | ERA | W | BB | K | 22 | 7 | 23 | 66 |
| G | IP | W | L | R | ER | SO | BB | GS | CG | SHO | SV | ERA | | | | | | | | | | | | | | | | | | | | | | | | | | | | | | | | | | | | | | | | | | | | | | | | | | | | | | | | | |
| 65 | 94.1 | 8 | 6 | 43 | 43 | 84 | 26 | 0 | 0 | 0 | 2 | 4.10 | | | | | | | | | | | | | | | | | | | | | | | | | | | | | | | | | | | | | | | | | | | | | | | | | | | | | | | | | |
| ERA | W | BB | K | | | | | | | | | | | | | | | | | | | | | | | | | | | | | | | | | | | | | | | | | | | | | | | | | | | | | | | | | | | | | | | | | | |
| 41 | 8 | 26 | 84 | | | | | | | | | | | | | | | | | | | | | | | | | | | | | | | | | | | | | | | | | | | | | | | | | | | | | | | | | | | | | | | | | | |
| G | IP | W | L | R | ER | SO | BB | GS | CG | SHO | SV | ERA | | | | | | | | | | | | | | | | | | | | | | | | | | | | | | | | | | | | | | | | | | | | | | | | | | | | | | | | | |
| 69 | 87.1 | 7 | 5 | 22 | 22 | 66 | 23 | 0 | 0 | 0 | 45 | 2.27 | | | | | | | | | | | | | | | | | | | | | | | | | | | | | | | | | | | | | | | | | | | | | | | | | | | | | | | | | |
| ERA | W | BB | K | | | | | | | | | | | | | | | | | | | | | | | | | | | | | | | | | | | | | | | | | | | | | | | | | | | | | | | | | | | | | | | | | | |
| 22 | 7 | 23 | 66 | | | | | | | | | | | | | | | | | | | | | | | | | | | | | | | | | | | | | | | | | | | | | | | | | | | | | | | | | | | | | | | | | | |

| | | | | | | | | | | | | | | | | | | | | | | | | | | | | | | | | | | | | | | |
|---|------|---|---|----|----|----|----|----|----|-----|----|------|------------------------------|-------|----|-----|----|----|----|----|----|----|-----|----|------|---|--|----|--|--|--|--|--|--|--|--|--|--|
| 745 | | | | | | | | | | | | | MARCUS MOORE | | | | | | | | | | | | | P | | | | | | | | | | | | |
| HT: 6'5" WT: 195 THROWS: RIGHT BATS: BOTH | | | | | | | | | | | | | BORN: 11-2-1970, Oakland, CA | | | | | | | | | | | | | | | | | | | | | | | | | |
| 1993 COLORADO ROCKIES PITCHING RECORD | | | | | | | | | | | | | | | | | | | | | | | | | | | | | | | | | | | | | | |
| G | IP | W | L | R | ER | SO | BB | GS | CG | SHO | SV | ERA | G | IP | W | L | R | ER | SO | BB | GS | CG | SHO | SV | ERA | | | | | | | | | | | | | |
| 27 | 26.1 | 3 | 1 | 25 | 20 | 13 | 20 | 0 | 0 | 0 | 0 | 6.84 | 25 | 152.1 | 12 | 9 | 63 | 58 | 90 | 38 | 25 | 3 | 1 | 0 | 3.43 | | | | | | | | | | | | | |
| CARDBOARD BASEBALL RATINGS | | | | | | | | | | | | | | | | | | | | | | | | | | | | | | | | | | | | | | |
| ERA | | | | W | | | | BB | | | | K | | | | ERA | | | | W | | | | BB | | | | K | | | | | | | | | | |
| 68 | | | | 3 | | | | 20 | | | | 13 | | | | 34 | | | | 12 | | | | 38 | | | | 90 | | | | | | | | | | |

| | | | | | | | | | | | | | | | | | | | | | | | | | | | | | | | | | | | | | | |
|--|-------|----|---|-----|-----|----|----|----|----|-----|----|------|-----------------------------|-------|----|-----|----|----|-----|----|----|----|-----|----|------|---|--|-----|--|--|--|--|--|--|--|--|--|--|
| 746 | | | | | | | | | | | | | MIKE MOORE | | | | | | | | | | | | | P | | | | | | | | | | | | |
| HT: 6'4" WT: 205 THROWS: RIGHT BATS: RIGHT | | | | | | | | | | | | | BORN: 11-26-1959, Eakly, OK | | | | | | | | | | | | | | | | | | | | | | | | | |
| 1993 DETROIT TIGERS PITCHING RECORD | | | | | | | | | | | | | | | | | | | | | | | | | | | | | | | | | | | | | | |
| G | IP | W | L | R | ER | SO | BB | GS | CG | SHO | SV | ERA | G | IP | W | L | R | ER | SO | BB | GS | CG | SHO | SV | ERA | | | | | | | | | | | | | |
| 36 | 213.2 | 13 | 9 | 135 | 124 | 89 | 89 | 36 | 4 | 3 | 0 | 5.22 | 29 | 191.1 | 12 | 9 | 80 | 69 | 116 | 40 | 28 | 7 | 2 | 0 | 3.25 | | | | | | | | | | | | | |
| CARDBOARD BASEBALL RATINGS | | | | | | | | | | | | | | | | | | | | | | | | | | | | | | | | | | | | | | |
| ERA | | | | W | | | | BB | | | | K | | | | ERA | | | | W | | | | BB | | | | K | | | | | | | | | | |
| 52 | | | | 13 | | | | 89 | | | | 89 | | | | 32 | | | | 12 | | | | 40 | | | | 116 | | | | | | | | | | |

| | | | | | | | | | | | | | | | | | | | | | | | | | | | | | | | | | | | | | | |
|--|-------|----|----|-----|----|-----|----|----|----|-----|----|------|-----------------------------|------|---|-----|----|----|----|----|----|----|-----|----|------|---|--|----|--|--|--|--|--|--|--|--|--|--|
| 747 | | | | | | | | | | | | | MIKE MORGAN | | | | | | | | | | | | | P | | | | | | | | | | | | |
| HT: 6'3" WT: 195 THROWS: RIGHT BATS: RIGHT | | | | | | | | | | | | | BORN: 10-8-1959, Tulare, CA | | | | | | | | | | | | | | | | | | | | | | | | | |
| 1993 CHICAGO CUBS PITCHING RECORD | | | | | | | | | | | | | | | | | | | | | | | | | | | | | | | | | | | | | | |
| G | IP | W | L | R | ER | SO | BB | GS | CG | SHO | SV | ERA | G | IP | W | L | R | ER | SO | BB | GS | CG | SHO | SV | ERA | | | | | | | | | | | | | |
| 32 | 207.2 | 10 | 15 | 100 | 93 | 111 | 74 | 32 | 1 | 1 | 0 | 4.03 | 38 | 45.2 | 3 | 3 | 27 | 27 | 33 | 26 | 0 | 0 | 0 | 0 | 5.32 | | | | | | | | | | | | | |
| CARDBOARD BASEBALL RATINGS | | | | | | | | | | | | | | | | | | | | | | | | | | | | | | | | | | | | | | |
| ERA | | | | W | | | | BB | | | | K | | | | ERA | | | | W | | | | BB | | | | K | | | | | | | | | | |
| 40 | | | | 10 | | | | 74 | | | | 111 | | | | 53 | | | | 3 | | | | 26 | | | | 33 | | | | | | | | | | |

| | | | | | | | | | | | | | | | | | | | | | | | | | | | | | | | | | | | | | | |
|--|-------|---|----|-----|-----|-----|----|----|----|-----|----|------|-------------------------------|------|---|-----|----|----|----|----|----|----|-----|----|------|---|--|----|--|--|--|--|--|--|--|--|--|--|
| 748 | | | | | | | | | | | | | JACK MORRIS | | | | | | | | | | | | | P | | | | | | | | | | | | |
| HT: 6'3" WT: 195 THROWS: RIGHT BATS: RIGHT | | | | | | | | | | | | | BORN: 5-16-1955, St. Paul, MN | | | | | | | | | | | | | | | | | | | | | | | | | |
| 1993 TORONTO BLUE JAYS PITCHING RECORD | | | | | | | | | | | | | | | | | | | | | | | | | | | | | | | | | | | | | | |
| G | IP | W | L | R | ER | SO | BB | GS | CG | SHO | SV | ERA | G | IP | W | L | R | ER | SO | BB | GS | CG | SHO | SV | ERA | | | | | | | | | | | | | |
| 27 | 152.2 | 7 | 12 | 116 | 105 | 103 | 65 | 27 | 4 | 1 | 0 | 6.19 | 73 | 64.2 | 5 | 7 | 37 | 35 | 41 | 20 | 0 | 0 | 0 | 1 | 4.87 | | | | | | | | | | | | | |
| CARDBOARD BASEBALL RATINGS | | | | | | | | | | | | | | | | | | | | | | | | | | | | | | | | | | | | | | |
| ERA | | | | W | | | | BB | | | | K | | | | ERA | | | | W | | | | BB | | | | K | | | | | | | | | | |
| 61 | | | | 7 | | | | 65 | | | | 103 | | | | 48 | | | | 5 | | | | 20 | | | | 41 | | | | | | | | | | |

| | | | | | | | | | | | | | | | | | | | | | | | | | | | | | | | | | | | | | | |
|--|-------|----|---|----|----|----|----|----|----|-----|----|------|------------------------------------|-------|----|-----|----|----|----|----|----|----|-----|----|------|---|--|----|--|--|--|--|--|--|--|--|--|--|
| 749 | | | | | | | | | | | | | JAMIE MOYER | | | | | | | | | | | | | P | | | | | | | | | | | | |
| HT: 6'0" WT: 185 THROWS: LEFT BATS: LEFT | | | | | | | | | | | | | BORN: 11-18-1962, Sellersville, PA | | | | | | | | | | | | | | | | | | | | | | | | | |
| 1993 BALTIMORE ORIOLES PITCHING RECORD | | | | | | | | | | | | | | | | | | | | | | | | | | | | | | | | | | | | | | |
| G | IP | W | L | R | ER | SO | BB | GS | CG | SHO | SV | ERA | G | IP | W | L | R | ER | SO | BB | GS | CG | SHO | SV | ERA | | | | | | | | | | | | | |
| 25 | 152.1 | 12 | 9 | 63 | 58 | 90 | 38 | 25 | 3 | 1 | 0 | 3.43 | 25 | 152.1 | 12 | 9 | 63 | 58 | 90 | 38 | 25 | 3 | 1 | 0 | 3.43 | | | | | | | | | | | | | |
| CARDBOARD BASEBALL RATINGS | | | | | | | | | | | | | | | | | | | | | | | | | | | | | | | | | | | | | | |
| ERA | | | | W | | | | BB | | | | K | | | | ERA | | | | W | | | | BB | | | | K | | | | | | | | | | |
| 34 | | | | 12 | | | | 38 | | | | 90 | | | | 34 | | | | 12 | | | | 38 | | | | 90 | | | | | | | | | | |

| | | | | | | | | | | | | | | | | | | | | | | | | | | | | | | | | | | | | | | | | | | | | | | | | | | | |
|---|-------|----|---|----|----|-----|----|----|----|-----|----|------|-----------------------------------|------|---|---|----|----|----|----|----|----|-----|----|------|----|----|---|---|---|----|----|----|----|----|-----|----|-----|-----|--|--|--|--|--|--|--|--|--|--|--|--|
| 753 | | | | | | | | | | | | | MIKE MUSSINA | | | | | | | | | | | | | P | | | | | | | | | | | | | | | | | | | | | | | | | |
| HT: 6'2" WT: 185 THROWS: RIGHT BATS: LEFT | | | | | | | | | | | | | BORN: 12-8-1968, Williamsport, PA | | | | | | | | | | | | | | | | | | | | | | | | | | | | | | | | | | | | | | |
| 1993 BALTIMORE ORIOLES PITCHING RECORD | | | | | | | | | | | | | | | | | | | | | | | | | | | | | | | | | | | | | | | | | | | | | | | | | | | |
| G | IP | W | L | R | ER | SO | BB | GS | CG | SHO | SV | ERA | G | IP | W | L | R | ER | SO | BB | GS | CG | SHO | SV | ERA | G | IP | W | L | R | ER | SO | BB | GS | CG | SHO | SV | ERA | | | | | | | | | | | | | |
| 25 | 167.2 | 14 | 6 | 84 | 83 | 117 | 44 | 25 | 3 | 2 | 0 | 4.46 | 9 | 48.2 | 2 | 6 | 38 | 34 | 30 | 13 | 9 | 1 | 0 | 0 | 6.29 | | | | | | | | | | | | | | | | | | | | | | | | | | |
| CARDBOARD BASEBALL RATINGS | | | | | | | | | | | | | | | | | | | | | | | | | | | | | | | | | | | | | | | | | | | | | | | | | | | |
| ERA | | | | | | | | | | | | | W | | | | | | | | | | | | | BB | | | | | | | | | | | | | K | | | | | | | | | | | | |
| 44 | | | | | | | | | | | | | 14 | | | | | | | | | | | | | 44 | | | | | | | | | | | | | 117 | | | | | | | | | | | | |

| | | | | | | | | | | | | | | | | | | | | | | | | | | | | | | | | | | | | | | | | | | | | | | | | | | | |
|---|-------|----|---|----|----|-----|----|----|----|-----|----|------|--------------------------------|------|---|---|----|----|----|----|----|----|-----|----|------|----|----|---|---|---|----|----|----|----|----|-----|----|-----|----|--|--|--|--|--|--|--|--|--|--|--|--|
| 757 | | | | | | | | | | | | | CHARLES NAGY | | | | | | | | | | | | | P | | | | | | | | | | | | | | | | | | | | | | | | | |
| HT: 6'3" WT: 200 THROWS: RIGHT BATS: LEFT | | | | | | | | | | | | | BORN: 5-5-1967, Bridgeport, CT | | | | | | | | | | | | | | | | | | | | | | | | | | | | | | | | | | | | | | |
| 1993 CLEVELAND INDIANS PITCHING RECORD | | | | | | | | | | | | | | | | | | | | | | | | | | | | | | | | | | | | | | | | | | | | | | | | | | | |
| G | IP | W | L | R | ER | SO | BB | GS | CG | SHO | SV | ERA | G | IP | W | L | R | ER | SO | BB | GS | CG | SHO | SV | ERA | G | IP | W | L | R | ER | SO | BB | GS | CG | SHO | SV | ERA | | | | | | | | | | | | | |
| 25 | 167.2 | 14 | 6 | 84 | 83 | 117 | 44 | 25 | 3 | 2 | 0 | 4.46 | 9 | 48.2 | 2 | 6 | 38 | 34 | 30 | 13 | 9 | 1 | 0 | 0 | 6.29 | | | | | | | | | | | | | | | | | | | | | | | | | | |
| CARDBOARD BASEBALL RATINGS | | | | | | | | | | | | | | | | | | | | | | | | | | | | | | | | | | | | | | | | | | | | | | | | | | | |
| ERA | | | | | | | | | | | | | W | | | | | | | | | | | | | BB | | | | | | | | | | | | | K | | | | | | | | | | | | |
| 62 | | | | | | | | | | | | | 2 | | | | | | | | | | | | | 13 | | | | | | | | | | | | | 30 | | | | | | | | | | | | |

| | | | | | | | | | | | | | | | | | | | | | | | | | | | | | | | | | | | | | | | | | | | | | | | | | | | |
|--|------|---|---|----|----|----|----|----|----|-----|----|------|---------------------------------|-------|----|----|-----|-----|-----|----|----|----|-----|----|------|----|----|---|---|---|----|----|----|----|----|-----|----|-----|----|--|--|--|--|--|--|--|--|--|--|--|--|
| 754 | | | | | | | | | | | | | JEFF MUTIS | | | | | | | | | | | | | P | | | | | | | | | | | | | | | | | | | | | | | | | |
| HT: 6'2" WT: 185 THROWS: LEFT BATS: LEFT | | | | | | | | | | | | | BORN: 12-20-1966, Allentown, PA | | | | | | | | | | | | | | | | | | | | | | | | | | | | | | | | | | | | | | |
| 1993 CLEVELAND INDIANS PITCHING RECORD | | | | | | | | | | | | | | | | | | | | | | | | | | | | | | | | | | | | | | | | | | | | | | | | | | | |
| G | IP | W | L | R | ER | SO | BB | GS | CG | SHO | SV | ERA | G | IP | W | L | R | ER | SO | BB | GS | CG | SHO | SV | ERA | G | IP | W | L | R | ER | SO | BB | GS | CG | SHO | SV | ERA | | | | | | | | | | | | | |
| 17 | 81.1 | 3 | 6 | 56 | 52 | 29 | 33 | 13 | 1 | 1 | 0 | 5.78 | 35 | 214.1 | 11 | 12 | 135 | 127 | 114 | 73 | 34 | 5 | 1 | 0 | 5.33 | | | | | | | | | | | | | | | | | | | | | | | | | | |
| CARDBOARD BASEBALL RATINGS | | | | | | | | | | | | | | | | | | | | | | | | | | | | | | | | | | | | | | | | | | | | | | | | | | | |
| ERA | | | | | | | | | | | | | W | | | | | | | | | | | | | BB | | | | | | | | | | | | | K | | | | | | | | | | | | |
| 57 | | | | | | | | | | | | | 3 | | | | | | | | | | | | | 33 | | | | | | | | | | | | | 29 | | | | | | | | | | | | |

| | | | | | | | | | | | | | | | | | | | | | | | | | | | | | | | | | | | | | | | | | | | | | | | | | | | |
|--|------|---|---|----|----|----|----|----|----|-----|----|------|--------------------------------|-------|----|----|-----|-----|-----|----|----|----|-----|----|------|----|----|---|---|---|----|----|----|----|----|-----|----|-----|-----|--|--|--|--|--|--|--|--|--|--|--|--|
| 758 | | | | | | | | | | | | | JAIME NAVARRO | | | | | | | | | | | | | P | | | | | | | | | | | | | | | | | | | | | | | | | |
| HT: 6'4" WT: 210 THROWS: RIGHT BATS: RIGHT | | | | | | | | | | | | | BORN: 3-27-1967, Bayamon, P.R. | | | | | | | | | | | | | | | | | | | | | | | | | | | | | | | | | | | | | | |
| 1993 MILWAUKEE BREWERS PITCHING RECORD | | | | | | | | | | | | | | | | | | | | | | | | | | | | | | | | | | | | | | | | | | | | | | | | | | | |
| G | IP | W | L | R | ER | SO | BB | GS | CG | SHO | SV | ERA | G | IP | W | L | R | ER | SO | BB | GS | CG | SHO | SV | ERA | G | IP | W | L | R | ER | SO | BB | GS | CG | SHO | SV | ERA | | | | | | | | | | | | | |
| 17 | 81.1 | 3 | 6 | 56 | 52 | 29 | 33 | 13 | 1 | 1 | 0 | 5.78 | 35 | 214.1 | 11 | 12 | 135 | 127 | 114 | 73 | 34 | 5 | 1 | 0 | 5.33 | | | | | | | | | | | | | | | | | | | | | | | | | | |
| CARDBOARD BASEBALL RATINGS | | | | | | | | | | | | | | | | | | | | | | | | | | | | | | | | | | | | | | | | | | | | | | | | | | | |
| ERA | | | | | | | | | | | | | W | | | | | | | | | | | | | BB | | | | | | | | | | | | | K | | | | | | | | | | | | |
| 53 | | | | | | | | | | | | | 11 | | | | | | | | | | | | | 73 | | | | | | | | | | | | | 114 | | | | | | | | | | | | |

| | | | | | | | | | | | | | | | | | | | | | | | | | | | | | | | | | | | | | | | | | | | | | | | | | | | |
|--|------|---|---|----|----|----|----|----|----|-----|----|------|--------------------------------|------|---|---|----|----|----|----|----|----|-----|----|------|----|----|---|---|---|----|----|----|----|----|-----|----|-----|----|--|--|--|--|--|--|--|--|--|--|--|--|
| 755 | | | | | | | | | | | | | RANDY MYERS | | | | | | | | | | | | | P | | | | | | | | | | | | | | | | | | | | | | | | | |
| HT: 6'1" WT: 190 THROWS: LEFT BATS: LEFT | | | | | | | | | | | | | BORN: 9-19-1962, Vancouver, WA | | | | | | | | | | | | | | | | | | | | | | | | | | | | | | | | | | | | | | |
| 1993 CHICAGO CUBS PITCHING RECORD | | | | | | | | | | | | | | | | | | | | | | | | | | | | | | | | | | | | | | | | | | | | | | | | | | | |
| G | IP | W | L | R | ER | SO | BB | GS | CG | SHO | SV | ERA | G | IP | W | L | R | ER | SO | BB | GS | CG | SHO | SV | ERA | G | IP | W | L | R | ER | SO | BB | GS | CG | SHO | SV | ERA | | | | | | | | | | | | | |
| 73 | 75.1 | 2 | 4 | 26 | 26 | 86 | 26 | 0 | 0 | 0 | 53 | 3.11 | 50 | 81.1 | 3 | 5 | 49 | 48 | 73 | 37 | 7 | 0 | 0 | 1 | 5.31 | | | | | | | | | | | | | | | | | | | | | | | | | | |
| CARDBOARD BASEBALL RATINGS | | | | | | | | | | | | | | | | | | | | | | | | | | | | | | | | | | | | | | | | | | | | | | | | | | | |
| ERA | | | | | | | | | | | | | W | | | | | | | | | | | | | BB | | | | | | | | | | | | | K | | | | | | | | | | | | |
| 31 | | | | | | | | | | | | | 2 | | | | | | | | | | | | | 26 | | | | | | | | | | | | | 86 | | | | | | | | | | | | |

| | | | | | | | | | | | | | | | | | | | | | | | | | | | | | | | | | | | | | | | | | | | | | | | | | | | |
|--|------|---|---|----|----|----|----|----|----|-----|----|------|--------------------------------|------|---|---|----|----|----|----|----|----|-----|----|------|----|----|---|---|---|----|----|----|----|----|-----|----|-----|----|--|--|--|--|--|--|--|--|--|--|--|--|
| 759 | | | | | | | | | | | | | DENNY NEAGLE | | | | | | | | | | | | | P | | | | | | | | | | | | | | | | | | | | | | | | | |
| HT: 6'4" WT: 200 THROWS: LEFT BATS: LEFT | | | | | | | | | | | | | BORN: 9-13-1968, Gambrills, MD | | | | | | | | | | | | | | | | | | | | | | | | | | | | | | | | | | | | | | |
| 1993 PITTSBURGH PIRATES PITCHING RECORD | | | | | | | | | | | | | | | | | | | | | | | | | | | | | | | | | | | | | | | | | | | | | | | | | | | |
| G | IP | W | L | R | ER | SO | BB | GS | CG | SHO | SV | ERA | G | IP | W | L | R | ER | SO | BB | GS | CG | SHO | SV | ERA | G | IP | W | L | R | ER | SO | BB | GS | CG | SHO | SV | ERA | | | | | | | | | | | | | |
| 73 | 75.1 | 2 | 4 | 26 | 26 | 86 | 26 | 0 | 0 | 0 | 53 | 3.11 | 50 | 81.1 | 3 | 5 | 49 | 48 | 73 | 37 | 7 | 0 | 0 | 1 | 5.31 | | | | | | | | | | | | | | | | | | | | | | | | | | |
| CARDBOARD BASEBALL RATINGS | | | | | | | | | | | | | | | | | | | | | | | | | | | | | | | | | | | | | | | | | | | | | | | | | | | |
| ERA | | | | | | | | | | | | | W | | | | | | | | | | | | | BB | | | | | | | | | | | | | K | | | | | | | | | | | | |
| 53 | | | | | | | | | | | | | 3 | | | | | | | | | | | | | 37 | | | | | | | | | | | | | 73 | | | | | | | | | | | | |

| | | | | | | | | | | | | | | | | | | | | | | | | | | | | | | | | | | | | | | | | | | | | | | | | | | | |
|--|-------|---|---|----|----|----|----|----|----|-----|----|------|--------------------------------|------|---|---|----|----|----|----|----|----|-----|----|------|----|----|---|---|---|----|----|----|----|----|-----|----|-----|----|--|--|--|--|--|--|--|--|--|--|--|--|
| 756 | | | | | | | | | | | | | CHRIS NABHOLZ | | | | | | | | | | | | | P | | | | | | | | | | | | | | | | | | | | | | | | | |
| HT: 6'5" WT: 210 THROWS: LEFT BATS: LEFT | | | | | | | | | | | | | BORN: 1-5-1967, Harrisburg, PA | | | | | | | | | | | | | | | | | | | | | | | | | | | | | | | | | | | | | | |
| 1993 MONTREAL EXPOS PITCHING RECORD | | | | | | | | | | | | | | | | | | | | | | | | | | | | | | | | | | | | | | | | | | | | | | | | | | | |
| G | IP | W | L | R | ER | SO | BB | GS | CG | SHO | SV | ERA | G | IP | W | L | R | ER | SO | BB | GS | CG | SHO | SV | ERA | G | IP | W | L | R | ER | SO | BB | GS | CG | SHO | SV | ERA | | | | | | | | | | | | | |
| 26 | 116.2 | 9 | 8 | 57 | 53 | 74 | 63 | 21 | 1 | 0 | 0 | 4.09 | 52 | 60.2 | 0 | 5 | 28 | 21 | 35 | 24 | 0 | 0 | 0 | 5 | 3.12 | | | | | | | | | | | | | | | | | | | | | | | | | | |
| CARDBOARD BASEBALL RATINGS | | | | | | | | | | | | | | | | | | | | | | | | | | | | | | | | | | | | | | | | | | | | | | | | | | | |
| ERA | | | | | | | | | | | | | W | | | | | | | | | | | | | BB | | | | | | | | | | | | | K | | | | | | | | | | | | |
| 40 | | | | | | | | | | | | | 9 | | | | | | | | | | | | | 63 | | | | | | | | | | | | | 74 | | | | | | | | | | | | |

| | | | | | | | | | | | | | | | | | | | | | | | | | | | | | | | | | | | | | | | | | | | | | | | | | | | |
|--|------|---|---|----|----|----|----|----|----|-----|----|------|----------------------------|----|---|---|---|----|----|----|----|----|-----|----|-----|----|----|---|---|---|----|----|----|----|----|-----|----|-----|----|--|--|--|--|--|--|--|--|--|--|--|--|
| 760 | | | | | | | | | | | | | GENE NELSON | | | | | | | | | | | | | P | | | | | | | | | | | | | | | | | | | | | | | | | |
| HT: 6'0" WT: 172 THROWS: RIGHT BATS: RIGHT | | | | | | | | | | | | | BORN: 12-3-1960, Tampa, FL | | | | | | | | | | | | | | | | | | | | | | | | | | | | | | | | | | | | | | |
| 1993 TEXAS RANGERS PITCHING RECORD | | | | | | | | | | | | | | | | | | | | | | | | | | | | | | | | | | | | | | | | | | | | | | | | | | | |
| G | IP | W | L | R | ER | SO | BB | GS | CG | SHO | SV | ERA | G | IP | W | L | R | ER | SO | BB | GS | CG | SHO | SV | ERA | G | IP | W | L | R | ER | SO | BB | GS | CG | SHO | SV | ERA | | | | | | | | | | | | | |
| 52 | 60.2 | 0 | 5 | 28 | 21 | 35 | 24 | 0 | 0 | 0 | 5 | 3.12 | | | | | | | | | | | | | | | | | | | | | | | | | | | | | | | | | | | | | | | |
| CARDBOARD BASEBALL RATINGS | | | | | | | | | | | | | | | | | | | | | | | | | | | | | | | | | | | | | | | | | | | | | | | | | | | |
| ERA | | | | | | | | | | | | | W | | | | | | | | | | | | | BB | | | | | | | | | | | | | K | | | | | | | | | | | | |
| 31 | | | | | | | | | | | | | 0 | | | | | | | | | | | | | 24 | | | | | | | | | | | | | 35 | | | | | | | | | | | | |

| | | | | | | | | | | | | | | | | | | | | | | | | | | | | | | | | | | | | | | | | | | | | | | | | | | | |
|--|------|---|---|----|----|----|----|----|----|-----|----|------|---------------------------------|------|---|---|----|----|----|----|----|----|-----|----|------|----|--|--|--|--|--|--|--|--|--|--|--|--|----|--|--|--|--|--|--|--|--|--|--|--|--|
| 761 | | | | | | | | | | | | | JEFF NELSON | | | | | | | | | | | | | P | | | | | | | | | | | | | | | | | | | | | | | | | |
| HT: 6'8" WT: 225 THROWS: RIGHT BATS: RIGHT | | | | | | | | | | | | | BORN: 11-17-1966, Baltimore, MD | | | | | | | | | | | | | | | | | | | | | | | | | | | | | | | | | | | | | | |
| 1993 SEATTLE MARINERS PITCHING RECORD | | | | | | | | | | | | | | | | | | | | | | | | | | | | | | | | | | | | | | | | | | | | | | | | | | | |
| G | IP | W | L | R | ER | SO | BB | GS | CG | SHO | SV | ERA | G | IP | W | L | R | ER | SO | BB | GS | CG | SHO | SV | ERA | | | | | | | | | | | | | | | | | | | | | | | | | | |
| 71 | 60.1 | 5 | 3 | 30 | 29 | 61 | 34 | 0 | 0 | 0 | 1 | 4.35 | 56 | 75.2 | 3 | 6 | 36 | 32 | 58 | 29 | 0 | 0 | 0 | 1 | 3.81 | | | | | | | | | | | | | | | | | | | | | | | | | | |
| CARDBOARD BASEBALL RATINGS | | | | | | | | | | | | | | | | | | | | | | | | | | | | | | | | | | | | | | | | | | | | | | | | | | | |
| ERA | | | | | | | | | | | | | W | | | | | | | | | | | | | BB | | | | | | | | | | | | | K | | | | | | | | | | | | |
| 43 | | | | | | | | | | | | | 5 | | | | | | | | | | | | | 34 | | | | | | | | | | | | | 61 | | | | | | | | | | | | |

| | | | | | | | | | | | | | | | | | | | | | | | | | | | | | | | | | | | | | | | | | | | | | | | | | | | |
|--|------|---|---|----|----|----|----|----|----|-----|----|------|--------------------------------|------|---|---|----|----|----|----|----|----|-----|----|------|----|--|--|--|--|--|--|--|--|--|--|--|--|----|--|--|--|--|--|--|--|--|--|--|--|--|
| 765 | | | | | | | | | | | | | EDWIN NUNEZ | | | | | | | | | | | | | P | | | | | | | | | | | | | | | | | | | | | | | | | |
| HT: 6'5" WT: 235 THROWS: RIGHT BATS: RIGHT | | | | | | | | | | | | | BORN: 5-27-1963, Humacao, P.R. | | | | | | | | | | | | | | | | | | | | | | | | | | | | | | | | | | | | | | |
| 1993 OAKLAND ATHLETICS PITCHING RECORD | | | | | | | | | | | | | | | | | | | | | | | | | | | | | | | | | | | | | | | | | | | | | | | | | | | |
| G | IP | W | L | R | ER | SO | BB | GS | CG | SHO | SV | ERA | G | IP | W | L | R | ER | SO | BB | GS | CG | SHO | SV | ERA | | | | | | | | | | | | | | | | | | | | | | | | | | |
| 56 | 75.2 | 3 | 6 | 36 | 32 | 58 | 29 | 0 | 0 | 0 | 1 | 3.81 | 56 | 75.2 | 3 | 6 | 36 | 32 | 58 | 29 | 0 | 0 | 0 | 1 | 3.81 | | | | | | | | | | | | | | | | | | | | | | | | | | |
| CARDBOARD BASEBALL RATINGS | | | | | | | | | | | | | | | | | | | | | | | | | | | | | | | | | | | | | | | | | | | | | | | | | | | |
| ERA | | | | | | | | | | | | | W | | | | | | | | | | | | | BB | | | | | | | | | | | | | K | | | | | | | | | | | | |
| 38 | | | | | | | | | | | | | 3 | | | | | | | | | | | | | 29 | | | | | | | | | | | | | 58 | | | | | | | | | | | | |

| | | | | | | | | | | | | | | | | | | | | | | | | | | | | | | | | | | | | | | | | | | | | | | | | | | | |
|--|------|---|---|----|----|----|----|----|----|-----|----|------|---------------------------------|------|---|---|----|----|----|----|----|----|-----|----|------|----|--|--|--|--|--|--|--|--|--|--|--|--|----|--|--|--|--|--|--|--|--|--|--|--|--|
| 762 | | | | | | | | | | | | | ROBB NEN | | | | | | | | | | | | | P | | | | | | | | | | | | | | | | | | | | | | | | | |
| HT: 6'4" WT: 200 THROWS: RIGHT BATS: RIGHT | | | | | | | | | | | | | BORN: 11-28-1969, San Pedro, CA | | | | | | | | | | | | | | | | | | | | | | | | | | | | | | | | | | | | | | |
| 1993 FLORIDA MARLINS PITCHING RECORD | | | | | | | | | | | | | | | | | | | | | | | | | | | | | | | | | | | | | | | | | | | | | | | | | | | |
| G | IP | W | L | R | ER | SO | BB | GS | CG | SHO | SV | ERA | G | IP | W | L | R | ER | SO | BB | GS | CG | SHO | SV | ERA | | | | | | | | | | | | | | | | | | | | | | | | | | |
| 24 | 56.1 | 2 | 1 | 45 | 42 | 39 | 46 | 4 | 0 | 0 | 0 | 6.75 | 9 | 43.1 | 2 | 1 | 22 | 21 | 27 | 21 | 7 | 0 | 0 | 0 | 4.40 | | | | | | | | | | | | | | | | | | | | | | | | | | |
| CARDBOARD BASEBALL RATINGS | | | | | | | | | | | | | | | | | | | | | | | | | | | | | | | | | | | | | | | | | | | | | | | | | | | |
| ERA | | | | | | | | | | | | | W | | | | | | | | | | | | | BB | | | | | | | | | | | | | K | | | | | | | | | | | | |
| 67 | | | | | | | | | | | | | 2 | | | | | | | | | | | | | 46 | | | | | | | | | | | | | 39 | | | | | | | | | | | | |

| | | | | | | | | | | | | | | | | | | | | | | | | | | | | | | | | | | | | | | | | | | | | | | | | | | | |
|--|------|---|---|----|----|----|----|----|----|-----|----|------|-----------------------------------|------|---|---|----|----|----|----|----|----|-----|----|------|----|--|--|--|--|--|--|--|--|--|--|--|--|----|--|--|--|--|--|--|--|--|--|--|--|--|
| 766 | | | | | | | | | | | | | BOB OJEDA | | | | | | | | | | | | | P | | | | | | | | | | | | | | | | | | | | | | | | | |
| HT: 6'1" WT: 185 THROWS: LEFT BATS: LEFT | | | | | | | | | | | | | BORN: 12-17-1957, Los Angeles, CA | | | | | | | | | | | | | | | | | | | | | | | | | | | | | | | | | | | | | | |
| 1993 CLEVELAND INDIANS PITCHING RECORD | | | | | | | | | | | | | | | | | | | | | | | | | | | | | | | | | | | | | | | | | | | | | | | | | | | |
| G | IP | W | L | R | ER | SO | BB | GS | CG | SHO | SV | ERA | G | IP | W | L | R | ER | SO | BB | GS | CG | SHO | SV | ERA | | | | | | | | | | | | | | | | | | | | | | | | | | |
| 9 | 43.1 | 2 | 1 | 22 | 21 | 27 | 21 | 7 | 0 | 0 | 0 | 4.40 | 9 | 43.1 | 2 | 1 | 22 | 21 | 27 | 21 | 7 | 0 | 0 | 0 | 4.40 | | | | | | | | | | | | | | | | | | | | | | | | | | |
| CARDBOARD BASEBALL RATINGS | | | | | | | | | | | | | | | | | | | | | | | | | | | | | | | | | | | | | | | | | | | | | | | | | | | |
| ERA | | | | | | | | | | | | | W | | | | | | | | | | | | | BB | | | | | | | | | | | | | K | | | | | | | | | | | | |
| 44 | | | | | | | | | | | | | 2 | | | | | | | | | | | | | 21 | | | | | | | | | | | | | 27 | | | | | | | | | | | | |

| | | | | | | | | | | | | | | | | | | | | | | | | | | | | | | | | | | | | | | | | | | | | | | | | | | | |
|--|------|---|---|----|----|----|----|----|----|-----|----|------|------------------------------|-------|---|---|----|----|----|----|----|----|-----|----|------|----|--|--|--|--|--|--|--|--|--|--|--|--|----|--|--|--|--|--|--|--|--|--|--|--|--|
| 763 | | | | | | | | | | | | | DAVID NIED | | | | | | | | | | | | | P | | | | | | | | | | | | | | | | | | | | | | | | | |
| HT: 6'2" WT: 175 THROWS: RIGHT BATS: RIGHT | | | | | | | | | | | | | BORN: 12-22-1968, Dallas, TX | | | | | | | | | | | | | | | | | | | | | | | | | | | | | | | | | | | | | | |
| 1993 COLORADO ROCKIES PITCHING RECORD | | | | | | | | | | | | | | | | | | | | | | | | | | | | | | | | | | | | | | | | | | | | | | | | | | | |
| G | IP | W | L | R | ER | SO | BB | GS | CG | SHO | SV | ERA | G | IP | W | L | R | ER | SO | BB | GS | CG | SHO | SV | ERA | | | | | | | | | | | | | | | | | | | | | | | | | | |
| 16 | 87.1 | 5 | 9 | 53 | 50 | 46 | 42 | 16 | 1 | 0 | 0 | 5.17 | 58 | 118.2 | 5 | 3 | 60 | 55 | 63 | 54 | 9 | 0 | 0 | 1 | 4.17 | | | | | | | | | | | | | | | | | | | | | | | | | | |
| CARDBOARD BASEBALL RATINGS | | | | | | | | | | | | | | | | | | | | | | | | | | | | | | | | | | | | | | | | | | | | | | | | | | | |
| ERA | | | | | | | | | | | | | W | | | | | | | | | | | | | BB | | | | | | | | | | | | | K | | | | | | | | | | | | |
| 51 | | | | | | | | | | | | | 5 | | | | | | | | | | | | | 42 | | | | | | | | | | | | | 46 | | | | | | | | | | | | |

| | | | | | | | | | | | | | | | | | | | | | | | | | | | | | | | | | | | | | | | | | | | | | | | | | | | |
|--|-------|---|---|----|----|----|----|----|----|-----|----|------|--------------------------------|-------|---|---|----|----|----|----|----|----|-----|----|------|----|--|--|--|--|--|--|--|--|--|--|--|--|----|--|--|--|--|--|--|--|--|--|--|--|--|
| 767 | | | | | | | | | | | | | OMAR OLIVARES | | | | | | | | | | | | | P | | | | | | | | | | | | | | | | | | | | | | | | | |
| HT: 6'1" WT: 185 THROWS: RIGHT BATS: RIGHT | | | | | | | | | | | | | BORN: 7-6-1967, Mayaguez, P.R. | | | | | | | | | | | | | | | | | | | | | | | | | | | | | | | | | | | | | | |
| 1993 ST. LOUIS CARDINALS PITCHING RECORD | | | | | | | | | | | | | | | | | | | | | | | | | | | | | | | | | | | | | | | | | | | | | | | | | | | |
| G | IP | W | L | R | ER | SO | BB | GS | CG | SHO | SV | ERA | G | IP | W | L | R | ER | SO | BB | GS | CG | SHO | SV | ERA | | | | | | | | | | | | | | | | | | | | | | | | | | |
| 58 | 118.2 | 5 | 3 | 60 | 55 | 63 | 54 | 9 | 0 | 0 | 1 | 4.17 | 58 | 118.2 | 5 | 3 | 60 | 55 | 63 | 54 | 9 | 0 | 0 | 1 | 4.17 | | | | | | | | | | | | | | | | | | | | | | | | | | |
| CARDBOARD BASEBALL RATINGS | | | | | | | | | | | | | | | | | | | | | | | | | | | | | | | | | | | | | | | | | | | | | | | | | | | |
| ERA | | | | | | | | | | | | | W | | | | | | | | | | | | | BB | | | | | | | | | | | | | K | | | | | | | | | | | | |
| 41 | | | | | | | | | | | | | 5 | | | | | | | | | | | | | 54 | | | | | | | | | | | | | 63 | | | | | | | | | | | | |

| | | | | | | | | | | | | | | | | | | | | | | | | | | | | | | | | | | | | | | | | | | | | | | | | | | | |
|--|------|---|---|----|----|----|----|----|----|-----|----|------|--------------------------------|------|---|---|---|----|----|----|----|----|-----|----|------|----|--|--|--|--|--|--|--|--|--|--|--|--|----|--|--|--|--|--|--|--|--|--|--|--|--|
| 764 | | | | | | | | | | | | | RAFAEL NOVOA | | | | | | | | | | | | | P | | | | | | | | | | | | | | | | | | | | | | | | | |
| HT: 6'0" WT: 180 THROWS: LEFT BATS: LEFT | | | | | | | | | | | | | BORN: 10-26-1967, New York, NY | | | | | | | | | | | | | | | | | | | | | | | | | | | | | | | | | | | | | | |
| 1993 MILWAUKEE BREWERS PITCHING RECORD | | | | | | | | | | | | | | | | | | | | | | | | | | | | | | | | | | | | | | | | | | | | | | | | | | | |
| G | IP | W | L | R | ER | SO | BB | GS | CG | SHO | SV | ERA | G | IP | W | L | R | ER | SO | BB | GS | CG | SHO | SV | ERA | | | | | | | | | | | | | | | | | | | | | | | | | | |
| 15 | 56.1 | 0 | 3 | 32 | 28 | 17 | 22 | 7 | 2 | 0 | 0 | 4.50 | 50 | 45.1 | 0 | 2 | 9 | 8 | 44 | 18 | 0 | 0 | 0 | 29 | 1.60 | | | | | | | | | | | | | | | | | | | | | | | | | | |
| CARDBOARD BASEBALL RATINGS | | | | | | | | | | | | | | | | | | | | | | | | | | | | | | | | | | | | | | | | | | | | | | | | | | | |
| ERA | | | | | | | | | | | | | W | | | | | | | | | | | | | BB | | | | | | | | | | | | | K | | | | | | | | | | | | |
| 45 | | | | | | | | | | | | | 0 | | | | | | | | | | | | | 22 | | | | | | | | | | | | | 17 | | | | | | | | | | | | |

| | | | | | | | | | | | | | | | | | | | | | | | | | | | | | | | | | | | | | | | | | | | | | | | | | | | |
|--|------|---|---|---|----|----|----|----|----|-----|----|------|--------------------------------|------|---|---|---|----|----|----|----|----|-----|----|------|----|--|--|--|--|--|--|--|--|--|--|--|--|----|--|--|--|--|--|--|--|--|--|--|--|--|
| 768 | | | | | | | | | | | | | GREGG OLSON | | | | | | | | | | | | | P | | | | | | | | | | | | | | | | | | | | | | | | | |
| HT: 6'4" WT: 210 THROWS: RIGHT BATS: RIGHT | | | | | | | | | | | | | BORN: 10-11-1966, Scribner, NE | | | | | | | | | | | | | | | | | | | | | | | | | | | | | | | | | | | | | | |
| 1993 BALTIMORE ORIOLES PITCHING RECORD | | | | | | | | | | | | | | | | | | | | | | | | | | | | | | | | | | | | | | | | | | | | | | | | | | | |
| G | IP | W | L | R | ER | SO | BB | GS | CG | SHO | SV | ERA | G | IP | W | L | R | ER | SO | BB | GS | CG | SHO | SV | ERA | | | | | | | | | | | | | | | | | | | | | | | | | | |
| 50 | 45.1 | 0 | 2 | 9 | 8 | 44 | 18 | 0 | 0 | 0 | 29 | 1.60 | 50 | 45.1 | 0 | 2 | 9 | 8 | 44 | 18 | 0 | 0 | 0 | 29 | 1.60 | | | | | | | | | | | | | | | | | | | | | | | | | | |
| CARDBOARD BASEBALL RATINGS | | | | | | | | | | | | | | | | | | | | | | | | | | | | | | | | | | | | | | | | | | | | | | | | | | | |
| ERA | | | | | | | | | | | | | W | | | | | | | | | | | | | BB | | | | | | | | | | | | | K | | | | | | | | | | | | |
| 16 | | | | | | | | | | | | | 0 | | | | | | | | | | | | | 18 | | | | | | | | | | | | | 44 | | | | | | | | | | | | |

| | | | | | | | | | | | | | | | | | | | | | | | | | | | | | | | | | | | | | | | | | | | | | | | | | | | |
|---|------|---|---|----|----|----|----|----|----|-----|----|------|------------------------------------|------|---|---|----|----|----|----|----|----|-----|----|------|----|--|--|--|--|--|--|--|--|--|--|--|--|----|--|--|--|--|--|--|--|--|--|--|--|--|
| 769 | | | | | | | | | | | | | JESSE OROSCO | | | | | | | | | | | | | P | | | | | | | | | | | | | | | | | | | | | | | | | |
| HT: 6'2" WT: 174 THROWS: LEFT BATS: RIGHT | | | | | | | | | | | | | BORN: 4-21-1957, Santa Barbara, CA | | | | | | | | | | | | | | | | | | | | | | | | | | | | | | | | | | | | | | |
| 1993 MILWAUKEE BREWERS PITCHING RECORD | | | | | | | | | | | | | | | | | | | | | | | | | | | | | | | | | | | | | | | | | | | | | | | | | | | |
| G | IP | W | L | R | ER | SO | BB | GS | CG | SHO | SV | ERA | G | IP | W | L | R | ER | SO | BB | GS | CG | SHO | SV | ERA | | | | | | | | | | | | | | | | | | | | | | | | | | |
| 57 | 56.2 | 3 | 5 | 25 | 20 | 67 | 17 | 0 | 0 | 0 | 8 | 3.18 | 57 | 56.2 | 3 | 5 | 25 | 20 | 67 | 17 | 0 | 0 | 0 | 8 | 3.18 | | | | | | | | | | | | | | | | | | | | | | | | | | |
| CARDBOARD BASEBALL RATINGS | | | | | | | | | | | | | | | | | | | | | | | | | | | | | | | | | | | | | | | | | | | | | | | | | | | |
| ERA | | | | | | | | | | | | | W | | | | | | | | | | | | | BB | | | | | | | | | | | | | K | | | | | | | | | | | | |
| 31 | | | | | | | | | | | | | 3 | | | | | | | | | | | | | 17 | | | | | | | | | | | | | 67 | | | | | | | | | | | | |

| | | | | | | | | | | | | | | | | | | | | | | | | | | | | | | | | | | | | | | | | | | | | | | | | | | | |
|--|------|---|---|----|----|----|----|----|----|-----|----|------|-----------------------------------|------|---|---|----|----|----|----|----|----|-----|----|------|----|--|--|--|--|--|--|--|--|--|--|--|--|----|--|--|--|--|--|--|--|--|--|--|--|--|
| 773 | | | | | | | | | | | | | LANCE PAINTER | | | | | | | | | | | | | P | | | | | | | | | | | | | | | | | | | | | | | | | |
| HT: 6'1" WT: 195 THROWS: LEFT BATS: LEFT | | | | | | | | | | | | | BORN: 7-21-1967, Bedford, England | | | | | | | | | | | | | | | | | | | | | | | | | | | | | | | | | | | | | | |
| 1993 COLORADO ROCKIES PITCHING RECORD | | | | | | | | | | | | | | | | | | | | | | | | | | | | | | | | | | | | | | | | | | | | | | | | | | | |
| G | IP | W | L | R | ER | SO | BB | GS | CG | SHO | SV | ERA | G | IP | W | L | R | ER | SO | BB | GS | CG | SHO | SV | ERA | | | | | | | | | | | | | | | | | | | | | | | | | | |
| 10 | 39.1 | 2 | 2 | 26 | 26 | 16 | 9 | 6 | 1 | 0 | 0 | 6.00 | 10 | 39.1 | 2 | 2 | 26 | 26 | 16 | 9 | 6 | 1 | 0 | 0 | 6.00 | | | | | | | | | | | | | | | | | | | | | | | | | | |
| CARDBOARD BASEBALL RATINGS | | | | | | | | | | | | | | | | | | | | | | | | | | | | | | | | | | | | | | | | | | | | | | | | | | | |
| ERA | | | | | | | | | | | | | W | | | | | | | | | | | | | BB | | | | | | | | | | | | | K | | | | | | | | | | | | |
| 60 | | | | | | | | | | | | | 2 | | | | | | | | | | | | | 9 | | | | | | | | | | | | | 16 | | | | | | | | | | | | |

| | | | | | | | | | | | | | | | | | | | | | | | | | | | | | | | | | | | | | | | | | | | | | | | | | | | |
|--|-------|----|---|----|----|----|----|----|----|-----|----|------|--------------------------------|-------|----|---|----|----|----|----|----|----|-----|----|------|----|--|--|--|--|--|--|--|--|--|--|--|--|----|--|--|--|--|--|--|--|--|--|--|--|--|
| 770 | | | | | | | | | | | | | DONOVAN OSBORNE | | | | | | | | | | | | | P | | | | | | | | | | | | | | | | | | | | | | | | | |
| HT: 6'2" WT: 195 THROWS: LEFT BATS: BOTH | | | | | | | | | | | | | BORN: 6-21-1969, Roseville, CA | | | | | | | | | | | | | | | | | | | | | | | | | | | | | | | | | | | | | | |
| 1993 ST. LOUIS CARDINALS PITCHING RECORD | | | | | | | | | | | | | | | | | | | | | | | | | | | | | | | | | | | | | | | | | | | | | | | | | | | |
| G | IP | W | L | R | ER | SO | BB | GS | CG | SHO | SV | ERA | G | IP | W | L | R | ER | SO | BB | GS | CG | SHO | SV | ERA | | | | | | | | | | | | | | | | | | | | | | | | | | |
| 26 | 155.2 | 10 | 7 | 73 | 65 | 83 | 47 | 26 | 1 | 0 | 0 | 3.76 | 26 | 155.2 | 10 | 7 | 73 | 65 | 83 | 47 | 26 | 1 | 0 | 0 | 3.76 | | | | | | | | | | | | | | | | | | | | | | | | | | |
| CARDBOARD BASEBALL RATINGS | | | | | | | | | | | | | | | | | | | | | | | | | | | | | | | | | | | | | | | | | | | | | | | | | | | |
| ERA | | | | | | | | | | | | | W | | | | | | | | | | | | | BB | | | | | | | | | | | | | K | | | | | | | | | | | | |
| 37 | | | | | | | | | | | | | 10 | | | | | | | | | | | | | 47 | | | | | | | | | | | | | 83 | | | | | | | | | | | | |

| | | | | | | | | | | | | | | | | | | | | | | | | | | | | | | | | | | | | | | | | | | | | | | | | | | | |
|--|------|---|---|----|----|----|----|----|----|-----|----|------|------------------------------|------|---|---|----|----|----|----|----|----|-----|----|------|----|--|--|--|--|--|--|--|--|--|--|--|--|----|--|--|--|--|--|--|--|--|--|--|--|--|
| 774 | | | | | | | | | | | | | DONN PALL | | | | | | | | | | | | | P | | | | | | | | | | | | | | | | | | | | | | | | | |
| HT: 6'2" WT: 185 THROWS: RIGHT BATS: RIGHT | | | | | | | | | | | | | BORN: 1-11-1962, Chicago, IL | | | | | | | | | | | | | | | | | | | | | | | | | | | | | | | | | | | | | | |
| 1993 PHILADELPHIA PHILLIES PITCHING RECORD | | | | | | | | | | | | | | | | | | | | | | | | | | | | | | | | | | | | | | | | | | | | | | | | | | | |
| G | IP | W | L | R | ER | SO | BB | GS | CG | SHO | SV | ERA | G | IP | W | L | R | ER | SO | BB | GS | CG | SHO | SV | ERA | | | | | | | | | | | | | | | | | | | | | | | | | | |
| 47 | 76.1 | 3 | 3 | 32 | 26 | 40 | 14 | 0 | 0 | 0 | 1 | 3.07 | 47 | 76.1 | 3 | 3 | 32 | 26 | 40 | 14 | 0 | 0 | 0 | 1 | 3.07 | | | | | | | | | | | | | | | | | | | | | | | | | | |
| CARDBOARD BASEBALL RATINGS | | | | | | | | | | | | | | | | | | | | | | | | | | | | | | | | | | | | | | | | | | | | | | | | | | | |
| ERA | | | | | | | | | | | | | W | | | | | | | | | | | | | BB | | | | | | | | | | | | | K | | | | | | | | | | | | |
| 30 | | | | | | | | | | | | | 3 | | | | | | | | | | | | | 14 | | | | | | | | | | | | | 40 | | | | | | | | | | | | |

| | | | | | | | | | | | | | | | | | | | | | | | | | | | | | | | | | | | | | | | | | | | | | | | | | | | |
|---|------|---|---|----|----|----|----|----|----|-----|----|------|--------------------------------|------|---|---|----|----|----|----|----|----|-----|----|------|----|--|--|--|--|--|--|--|--|--|--|--|--|----|--|--|--|--|--|--|--|--|--|--|--|--|
| 771 | | | | | | | | | | | | | AL OSUNA | | | | | | | | | | | | | P | | | | | | | | | | | | | | | | | | | | | | | | | |
| HT: 6'3" WT: 200 THROWS: LEFT BATS: RIGHT | | | | | | | | | | | | | BORN: 8-10-1965, Inglewood, CA | | | | | | | | | | | | | | | | | | | | | | | | | | | | | | | | | | | | | | |
| 1993 HOUSTON ASTROS PITCHING RECORD | | | | | | | | | | | | | | | | | | | | | | | | | | | | | | | | | | | | | | | | | | | | | | | | | | | |
| G | IP | W | L | R | ER | SO | BB | GS | CG | SHO | SV | ERA | G | IP | W | L | R | ER | SO | BB | GS | CG | SHO | SV | ERA | | | | | | | | | | | | | | | | | | | | | | | | | | |
| 44 | 25.1 | 1 | 1 | 10 | 9 | 21 | 13 | 0 | 0 | 0 | 2 | 3.20 | 44 | 25.1 | 1 | 1 | 10 | 9 | 21 | 13 | 0 | 0 | 0 | 2 | 3.20 | | | | | | | | | | | | | | | | | | | | | | | | | | |
| CARDBOARD BASEBALL RATINGS | | | | | | | | | | | | | | | | | | | | | | | | | | | | | | | | | | | | | | | | | | | | | | | | | | | |
| ERA | | | | | | | | | | | | | W | | | | | | | | | | | | | BB | | | | | | | | | | | | | K | | | | | | | | | | | | |
| 32 | | | | | | | | | | | | | 1 | | | | | | | | | | | | | 13 | | | | | | | | | | | | | 21 | | | | | | | | | | | | |

| | | | | | | | | | | | | | | | | | | | | | | | | | | | | | | | | | | | | | | | | | | | | | | | | | | | |
|--|------|---|---|----|----|----|----|----|----|-----|----|------|-----------------------------------|------|---|---|----|----|----|----|----|----|-----|----|------|----|--|--|--|--|--|--|--|--|--|--|--|--|----|--|--|--|--|--|--|--|--|--|--|--|--|
| 775 | | | | | | | | | | | | | JEFF PARRETT | | | | | | | | | | | | | P | | | | | | | | | | | | | | | | | | | | | | | | | |
| HT: 6'4" WT: 185 THROWS: RIGHT BATS: RIGHT | | | | | | | | | | | | | BORN: 8-26-1961, Indianapolis, IN | | | | | | | | | | | | | | | | | | | | | | | | | | | | | | | | | | | | | | |
| 1993 COLORADO ROCKIES PITCHING RECORD | | | | | | | | | | | | | | | | | | | | | | | | | | | | | | | | | | | | | | | | | | | | | | | | | | | |
| G | IP | W | L | R | ER | SO | BB | GS | CG | SHO | SV | ERA | G | IP | W | L | R | ER | SO | BB | GS | CG | SHO | SV | ERA | | | | | | | | | | | | | | | | | | | | | | | | | | |
| 40 | 73.2 | 3 | 3 | 47 | 44 | 66 | 45 | 6 | 0 | 0 | 1 | 5.38 | 40 | 73.2 | 3 | 3 | 47 | 44 | 66 | 45 | 6 | 0 | 0 | 1 | 5.38 | | | | | | | | | | | | | | | | | | | | | | | | | | |
| CARDBOARD BASEBALL RATINGS | | | | | | | | | | | | | | | | | | | | | | | | | | | | | | | | | | | | | | | | | | | | | | | | | | | |
| ERA | | | | | | | | | | | | | W | | | | | | | | | | | | | BB | | | | | | | | | | | | | K | | | | | | | | | | | | |
| 53 | | | | | | | | | | | | | 3 | | | | | | | | | | | | | 45 | | | | | | | | | | | | | 66 | | | | | | | | | | | | |

| | | | | | | | | | | | | | | | | | | | | | | | | | | | | | | | | | | | | | | | | | | | | | | | | | | | |
|--|------|---|---|----|----|----|----|----|----|-----|----|------|-------------------------------|------|---|---|----|----|----|----|----|----|-----|----|------|----|--|--|--|--|--|--|--|--|--|--|--|--|----|--|--|--|--|--|--|--|--|--|--|--|--|
| 772 | | | | | | | | | | | | | DAVE OTTO | | | | | | | | | | | | | P | | | | | | | | | | | | | | | | | | | | | | | | | |
| HT: 6'7" WT: 210 THROWS: LEFT BATS: LEFT | | | | | | | | | | | | | BORN: 11-12-1964, Chicago, IL | | | | | | | | | | | | | | | | | | | | | | | | | | | | | | | | | | | | | | |
| 1993 PITTSBURGH PIRATES PITCHING RECORD | | | | | | | | | | | | | | | | | | | | | | | | | | | | | | | | | | | | | | | | | | | | | | | | | | | |
| G | IP | W | L | R | ER | SO | BB | GS | CG | SHO | SV | ERA | G | IP | W | L | R | ER | SO | BB | GS | CG | SHO | SV | ERA | | | | | | | | | | | | | | | | | | | | | | | | | | |
| 28 | 68.1 | 3 | 4 | 40 | 38 | 30 | 28 | 8 | 0 | 0 | 0 | 5.03 | 28 | 68.1 | 3 | 4 | 40 | 38 | 30 | 28 | 8 | 0 | 0 | 0 | 5.03 | | | | | | | | | | | | | | | | | | | | | | | | | | |
| CARDBOARD BASEBALL RATINGS | | | | | | | | | | | | | | | | | | | | | | | | | | | | | | | | | | | | | | | | | | | | | | | | | | | |
| ERA | | | | | | | | | | | | | W | | | | | | | | | | | | | BB | | | | | | | | | | | | | K | | | | | | | | | | | | |
| 50 | | | | | | | | | | | | | 3 | | | | | | | | | | | | | 28 | | | | | | | | | | | | | 30 | | | | | | | | | | | | |

| | | | | | | | | | | | | | | | | | | | | | | | | | | | | | | | | | | | | | | | | | | | | | | | | | | | |
|---|------|---|---|----|----|----|----|----|----|-----|----|------|-----------------------------------|------|---|---|----|----|----|----|----|----|-----|----|------|----|--|--|--|--|--|--|--|--|--|--|--|--|----|--|--|--|--|--|--|--|--|--|--|--|--|
| 776 | | | | | | | | | | | | | BOB PATTERSON | | | | | | | | | | | | | P | | | | | | | | | | | | | | | | | | | | | | | | | |
| HT: 6'2" WT: 185 THROWS: LEFT BATS: RIGHT | | | | | | | | | | | | | BORN: 5-16-1959, Jacksonville, FL | | | | | | | | | | | | | | | | | | | | | | | | | | | | | | | | | | | | | | |
| 1993 TEXAS RANGERS PITCHING RECORD | | | | | | | | | | | | | | | | | | | | | | | | | | | | | | | | | | | | | | | | | | | | | | | | | | | |
| G | IP | W | L | R | ER | SO | BB | GS | CG | SHO | SV | ERA | G | IP | W | L | R | ER | SO | BB | GS | CG | SHO | SV | ERA | | | | | | | | | | | | | | | | | | | | | | | | | | |
| 52 | 52.2 | 2 | 4 | 28 | 28 | 46 | 11 | 0 | 0 | 0 | 1 | 4.78 | 52 | 52.2 | 2 | 4 | 28 | 28 | 46 | 11 | 0 | 0 | 0 | 1 | 4.78 | | | | | | | | | | | | | | | | | | | | | | | | | | |
| CARDBOARD BASEBALL RATINGS | | | | | | | | | | | | | | | | | | | | | | | | | | | | | | | | | | | | | | | | | | | | | | | | | | | |
| ERA | | | | | | | | | | | | | W | | | | | | | | | | | | | BB | | | | | | | | | | | | | K | | | | | | | | | | | | |
| 47 | | | | | | | | | | | | | 2 | | | | | | | | | | | | | 11 | | | | | | | | | | | | | 46 | | | | | | | | | | | | |

| <div>777</div> <div>KEN PATTERSON</div> <div>P</div> <div>HT: 6'4" WT: 210 THROWS: LEFT BATS: LEFT BORN: 7-8-1964, Costa Mesa, CA</div> <div>1993 CALIFORNIA ANGELS PITCHING RECORD</div> <table><tr><th>G</th><th>IP</th><th>W</th><th>L</th><th>R</th><th>ER</th><th>SO</th><th>BB</th><th>GS</th><th>CG</th><th>SHO</th><th>SV</th><th>ERA</th></tr><tr><td>46</td><td>59.1</td><td>1</td><td>1</td><td>30</td><td>30</td><td>36</td><td>35</td><td>0</td><td>0</td><td>0</td><td>1</td><td>4.58</td></tr></table> <div>CARDBOARD BASEBALL RATINGS</div> <table><tr><td>ERA</td><td>W</td><td>BB</td><td>K</td></tr><tr><td>45</td><td>1</td><td>35</td><td>36</td></tr></table> | G | IP | W | L | R | ER | SO | BB | GS | CG | SHO | SV | ERA | 46 | 59.1 | 1 | 1 | 30 | 30 | 36 | 35 | 0 | 0 | 0 | 1 | 4.58 | ERA | W | BB | K | 45 | 1 | 35 | 36 | <div>781</div> <div>MIKE PEREZ</div> <div>P</div> <div>HT: 6'0" WT: 185 THROWS: RIGHT BATS: RIGHT BORN: 10-19-1964, Yauco, P.R.</div> <div>1993 ST. LOUIS CARDINALS PITCHING RECORD</div> <table><tr><th>G</th><th>IP</th><th>W</th><th>L</th><th>R</th><th>ER</th><th>SO</th><th>BB</th><th>GS</th><th>CG</th><th>SHO</th><th>SV</th><th>ERA</th></tr><tr><td>65</td><td>72.2</td><td>7</td><td>2</td><td>24</td><td>20</td><td>58</td><td>20</td><td>0</td><td>0</td><td>0</td><td>7</td><td>2.48</td></tr></table> <div>CARDBOARD BASEBALL RATINGS</div> <table><tr><td>ERA</td><td>W</td><td>BB</td><td>K</td></tr><tr><td>24</td><td>7</td><td>20</td><td>58</td></tr></table> | G | IP | W | L | R | ER | SO | BB | GS | CG | SHO | SV | ERA | 65 | 72.2 | 7 | 2 | 24 | 20 | 58 | 20 | 0 | 0 | 0 | 7 | 2.48 | ERA | W | BB | K | 24 | 7 | 20 | 58 |
|---|-------|----|-----|-----|----|-----|----|----|----|-----|-----|------|-----|----|-------|----|----|-----|----|-----|----|----|---|---|---|------|-----|---|----|---|----|----|----|-----|---|---|----|---|---|---|----|----|----|----|----|-----|----|-----|----|-------|---|---|----|----|----|----|----|---|---|---|------|-----|---|----|---|----|---|----|----|
| G | IP | W | L | R | ER | SO | BB | GS | CG | SHO | SV | ERA | | | | | | | | | | | | | | | | | | | | | | | | | | | | | | | | | | | | | | | | | | | | | | | | | | | | | | | | | |
| 46 | 59.1 | 1 | 1 | 30 | 30 | 36 | 35 | 0 | 0 | 0 | 1 | 4.58 | | | | | | | | | | | | | | | | | | | | | | | | | | | | | | | | | | | | | | | | | | | | | | | | | | | | | | | | | |
| ERA | W | BB | K | | | | | | | | | | | | | | | | | | | | | | | | | | | | | | | | | | | | | | | | | | | | | | | | | | | | | | | | | | | | | | | | | | |
| 45 | 1 | 35 | 36 | | | | | | | | | | | | | | | | | | | | | | | | | | | | | | | | | | | | | | | | | | | | | | | | | | | | | | | | | | | | | | | | | | |
| G | IP | W | L | R | ER | SO | BB | GS | CG | SHO | SV | ERA | | | | | | | | | | | | | | | | | | | | | | | | | | | | | | | | | | | | | | | | | | | | | | | | | | | | | | | | | |
| 65 | 72.2 | 7 | 2 | 24 | 20 | 58 | 20 | 0 | 0 | 0 | 7 | 2.48 | | | | | | | | | | | | | | | | | | | | | | | | | | | | | | | | | | | | | | | | | | | | | | | | | | | | | | | | | |
| ERA | W | BB | K | | | | | | | | | | | | | | | | | | | | | | | | | | | | | | | | | | | | | | | | | | | | | | | | | | | | | | | | | | | | | | | | | | |
| 24 | 7 | 20 | 58 | | | | | | | | | | | | | | | | | | | | | | | | | | | | | | | | | | | | | | | | | | | | | | | | | | | | | | | | | | | | | | | | | | |
| <div>778</div> <div>ROGER PAVLIK</div> <div>P</div> <div>HT: 6'3" WT: 220 THROWS: RIGHT BATS: BOTH BORN: 10-4-1967, Houston, TX</div> <div>1993 TEXAS RANGERS PITCHING RECORD</div> <table><tr><th>G</th><th>IP</th><th>W</th><th>L</th><th>R</th><th>ER</th><th>SO</th><th>BB</th><th>GS</th><th>CG</th><th>SHO</th><th>SV</th><th>ERA</th></tr><tr><td>26</td><td>166.1</td><td>12</td><td>6</td><td>67</td><td>63</td><td>131</td><td>80</td><td>26</td><td>2</td><td>0</td><td>0</td><td>3.41</td></tr></table> <div>CARDBOARD BASEBALL RATINGS</div> <table><tr><td>ERA</td><td>W</td><td>BB</td><td>K</td></tr><tr><td>34</td><td>12</td><td>80</td><td>131</td></tr></table> | G | IP | W | L | R | ER | SO | BB | GS | CG | SHO | SV | ERA | 26 | 166.1 | 12 | 6 | 67 | 63 | 131 | 80 | 26 | 2 | 0 | 0 | 3.41 | ERA | W | BB | K | 34 | 12 | 80 | 131 | <div>782</div> <div>MARK PETKOVSEK</div> <div>P</div> <div>HT: 6'0" WT: 185 THROWS: RIGHT BATS: RIGHT BORN: 11-18-1965, Beaumont, TX</div> <div>1993 PITTSBURGH PIRATES PITCHING RECORD</div> <table><tr><th>G</th><th>IP</th><th>W</th><th>L</th><th>R</th><th>ER</th><th>SO</th><th>BB</th><th>GS</th><th>CG</th><th>SHO</th><th>SV</th><th>ERA</th></tr><tr><td>26</td><td>32.1</td><td>3</td><td>0</td><td>25</td><td>25</td><td>14</td><td>9</td><td>0</td><td>0</td><td>0</td><td>0</td><td>6.96</td></tr></table> <div>CARDBOARD BASEBALL RATINGS</div> <table><tr><td>ERA</td><td>W</td><td>BB</td><td>K</td></tr><tr><td>69</td><td>3</td><td>9</td><td>14</td></tr></table> | G | IP | W | L | R | ER | SO | BB | GS | CG | SHO | SV | ERA | 26 | 32.1 | 3 | 0 | 25 | 25 | 14 | 9 | 0 | 0 | 0 | 0 | 6.96 | ERA | W | BB | K | 69 | 3 | 9 | 14 |
| G | IP | W | L | R | ER | SO | BB | GS | CG | SHO | SV | ERA | | | | | | | | | | | | | | | | | | | | | | | | | | | | | | | | | | | | | | | | | | | | | | | | | | | | | | | | | |
| 26 | 166.1 | 12 | 6 | 67 | 63 | 131 | 80 | 26 | 2 | 0 | 0 | 3.41 | | | | | | | | | | | | | | | | | | | | | | | | | | | | | | | | | | | | | | | | | | | | | | | | | | | | | | | | | |
| ERA | W | BB | K | | | | | | | | | | | | | | | | | | | | | | | | | | | | | | | | | | | | | | | | | | | | | | | | | | | | | | | | | | | | | | | | | | |
| 34 | 12 | 80 | 131 | | | | | | | | | | | | | | | | | | | | | | | | | | | | | | | | | | | | | | | | | | | | | | | | | | | | | | | | | | | | | | | | | | |
| G | IP | W | L | R | ER | SO | BB | GS | CG | SHO | SV | ERA | | | | | | | | | | | | | | | | | | | | | | | | | | | | | | | | | | | | | | | | | | | | | | | | | | | | | | | | | |
| 26 | 32.1 | 3 | 0 | 25 | 25 | 14 | 9 | 0 | 0 | 0 | 0 | 6.96 | | | | | | | | | | | | | | | | | | | | | | | | | | | | | | | | | | | | | | | | | | | | | | | | | | | | | | | | | |
| ERA | W | BB | K | | | | | | | | | | | | | | | | | | | | | | | | | | | | | | | | | | | | | | | | | | | | | | | | | | | | | | | | | | | | | | | | | | |
| 69 | 3 | 9 | 14 | | | | | | | | | | | | | | | | | | | | | | | | | | | | | | | | | | | | | | | | | | | | | | | | | | | | | | | | | | | | | | | | | | |
| <div>779</div> <div>BRAD PENNINGTON</div> <div>P</div> <div>HT: 6'5" WT: 205 THROWS: LEFT BATS: LEFT BORN: 4-14-1969, Salem, IN</div> <div>1993 BALTIMORE ORIOLES PITCHING RECORD</div> <table><tr><th>G</th><th>IP</th><th>W</th><th>L</th><th>R</th><th>ER</th><th>SO</th><th>BB</th><th>GS</th><th>CG</th><th>SHO</th><th>SV</th><th>ERA</th></tr><tr><td>34</td><td>33.1</td><td>3</td><td>2</td><td>25</td><td>24</td><td>39</td><td>25</td><td>0</td><td>0</td><td>0</td><td>4</td><td>6.55</td></tr></table> <div>CARDBOARD BASEBALL RATINGS</div> <table><tr><td>ERA</td><td>W</td><td>BB</td><td>K</td></tr><tr><td>65</td><td>3</td><td>25</td><td>39</td></tr></table> | G | IP | W | L | R | ER | SO | BB | GS | CG | SHO | SV | ERA | 34 | 33.1 | 3 | 2 | 25 | 24 | 39 | 25 | 0 | 0 | 0 | 4 | 6.55 | ERA | W | BB | K | 65 | 3 | 25 | 39 | <div>783</div> <div>HIPOLITO PICHARDO</div> <div>P</div> <div>HT: 6'1" WT: 160 THROWS: RIGHT BATS: RIGHT BORN: 8-22-1969, Jicome Esperanza, D.R.</div> <div>1993 KANSAS CITY ROYALS PITCHING RECORD</div> <table><tr><th>G</th><th>IP</th><th>W</th><th>L</th><th>R</th><th>ER</th><th>SO</th><th>BB</th><th>GS</th><th>CG</th><th>SHO</th><th>SV</th><th>ERA</th></tr><tr><td>30</td><td>165.1</td><td>7</td><td>8</td><td>85</td><td>74</td><td>70</td><td>53</td><td>25</td><td>2</td><td>0</td><td>0</td><td>4.04</td></tr></table> <div>CARDBOARD BASEBALL RATINGS</div> <table><tr><td>ERA</td><td>W</td><td>BB</td><td>K</td></tr><tr><td>40</td><td>7</td><td>53</td><td>70</td></tr></table> | G | IP | W | L | R | ER | SO | BB | GS | CG | SHO | SV | ERA | 30 | 165.1 | 7 | 8 | 85 | 74 | 70 | 53 | 25 | 2 | 0 | 0 | 4.04 | ERA | W | BB | K | 40 | 7 | 53 | 70 |
| G | IP | W | L | R | ER | SO | BB | GS | CG | SHO | SV | ERA | | | | | | | | | | | | | | | | | | | | | | | | | | | | | | | | | | | | | | | | | | | | | | | | | | | | | | | | | |
| 34 | 33.1 | 3 | 2 | 25 | 24 | 39 | 25 | 0 | 0 | 0 | 4 | 6.55 | | | | | | | | | | | | | | | | | | | | | | | | | | | | | | | | | | | | | | | | | | | | | | | | | | | | | | | | | |
| ERA | W | BB | K | | | | | | | | | | | | | | | | | | | | | | | | | | | | | | | | | | | | | | | | | | | | | | | | | | | | | | | | | | | | | | | | | | |
| 65 | 3 | 25 | 39 | | | | | | | | | | | | | | | | | | | | | | | | | | | | | | | | | | | | | | | | | | | | | | | | | | | | | | | | | | | | | | | | | | |
| G | IP | W | L | R | ER | SO | BB | GS | CG | SHO | SV | ERA | | | | | | | | | | | | | | | | | | | | | | | | | | | | | | | | | | | | | | | | | | | | | | | | | | | | | | | | | |
| 30 | 165.1 | 7 | 8 | 85 | 74 | 70 | 53 | 25 | 2 | 0 | 0 | 4.04 | | | | | | | | | | | | | | | | | | | | | | | | | | | | | | | | | | | | | | | | | | | | | | | | | | | | | | | | | |
| ERA | W | BB | K | | | | | | | | | | | | | | | | | | | | | | | | | | | | | | | | | | | | | | | | | | | | | | | | | | | | | | | | | | | | | | | | | | |
| 40 | 7 | 53 | 70 | | | | | | | | | | | | | | | | | | | | | | | | | | | | | | | | | | | | | | | | | | | | | | | | | | | | | | | | | | | | | | | | | | |
| <div>780</div> <div>MELIDO PEREZ</div> <div>P</div> <div>HT: 6'4" WT: 180 THROWS: RIGHT BATS: RIGHT BORN: 2-15-1966, San Cristobal, D.R.</div> <div>1993 NEW YORK YANKEES PITCHING RECORD</div> <table><tr><th>G</th><th>IP</th><th>W</th><th>L</th><th>R</th><th>ER</th><th>SO</th><th>BB</th><th>GS</th><th>CG</th><th>SHO</th><th>SV</th><th>ERA</th></tr><tr><td>25</td><td>163.1</td><td>6</td><td>14</td><td>103</td><td>94</td><td>148</td><td>64</td><td>25</td><td>0</td><td>0</td><td>0</td><td>5.19</td></tr></table> <div>CARDBOARD BASEBALL RATINGS</div> <table><tr><td>ERA</td><td>W</td><td>BB</td><td>K</td></tr><tr><td>51</td><td>6</td><td>64</td><td>148</td></tr></table> | G | IP | W | L | R | ER | SO | BB | GS | CG | SHO | SV | ERA | 25 | 163.1 | 6 | 14 | 103 | 94 | 148 | 64 | 25 | 0 | 0 | 0 | 5.19 | ERA | W | BB | K | 51 | 6 | 64 | 148 | <div>784</div> <div>DAN PLESAC</div> <div>P</div> <div>HT: 6'5" WT: 205 THROWS: LEFT BATS: LEFT BORN: 2-4-1962, Gary, IN</div> <div>1993 CHICAGO CUBS PITCHING RECORD</div> <table><tr><th>G</th><th>IP</th><th>W</th><th>L</th><th>R</th><th>ER</th><th>SO</th><th>BB</th><th>GS</th><th>CG</th><th>SHO</th><th>SV</th><th>ERA</th></tr><tr><td>57</td><td>62.2</td><td>2</td><td>1</td><td>37</td><td>33</td><td>47</td><td>21</td><td>0</td><td>0</td><td>0</td><td>0</td><td>4.74</td></tr></table> <div>CARDBOARD BASEBALL RATINGS</div> <table><tr><td>ERA</td><td>W</td><td>BB</td><td>K</td></tr><tr><td>47</td><td>2</td><td>21</td><td>47</td></tr></table> | G | IP | W | L | R | ER | SO | BB | GS | CG | SHO | SV | ERA | 57 | 62.2 | 2 | 1 | 37 | 33 | 47 | 21 | 0 | 0 | 0 | 0 | 4.74 | ERA | W | BB | K | 47 | 2 | 21 | 47 |
| G | IP | W | L | R | ER | SO | BB | GS | CG | SHO | SV | ERA | | | | | | | | | | | | | | | | | | | | | | | | | | | | | | | | | | | | | | | | | | | | | | | | | | | | | | | | | |
| 25 | 163.1 | 6 | 14 | 103 | 94 | 148 | 64 | 25 | 0 | 0 | 0 | 5.19 | | | | | | | | | | | | | | | | | | | | | | | | | | | | | | | | | | | | | | | | | | | | | | | | | | | | | | | | | |
| ERA | W | BB | K | | | | | | | | | | | | | | | | | | | | | | | | | | | | | | | | | | | | | | | | | | | | | | | | | | | | | | | | | | | | | | | | | | |
| 51 | 6 | 64 | 148 | | | | | | | | | | | | | | | | | | | | | | | | | | | | | | | | | | | | | | | | | | | | | | | | | | | | | | | | | | | | | | | | | | |
| G | IP | W | L | R | ER | SO | BB | GS | CG | SHO | SV | ERA | | | | | | | | | | | | | | | | | | | | | | | | | | | | | | | | | | | | | | | | | | | | | | | | | | | | | | | | | |
| 57 | 62.2 | 2 | 1 | 37 | 33 | 47 | 21 | 0 | 0 | 0 | 0 | 4.74 | | | | | | | | | | | | | | | | | | | | | | | | | | | | | | | | | | | | | | | | | | | | | | | | | | | | | | | | | |
| ERA | W | BB | K | | | | | | | | | | | | | | | | | | | | | | | | | | | | | | | | | | | | | | | | | | | | | | | | | | | | | | | | | | | | | | | | | | |
| 47 | 2 | 21 | 47 | | | | | | | | | | | | | | | | | | | | | | | | | | | | | | | | | | | | | | | | | | | | | | | | | | | | | | | | | | | | | | | | | | |

| | | | | | | | | | | | | | | | | | | | | | | | | | | |
|--|------|---|---|----|----|----|----|----|----|-----|----|------|--------------------------------|------|---|---|----|----|----|----|----|----|-----|----|------|---|
| 785 | | | | | | | | | | | | | ERIC PLUNK | | | | | | | | | | | | | P |
| HT: 6'5" WT: 210 THROWS: RIGHT BATS: RIGHT | | | | | | | | | | | | | BORN: 9-3-1963, Wilmington, CA | | | | | | | | | | | | | |
| 1993 CLEVELAND INDIANS PITCHING RECORD | | | | | | | | | | | | | | | | | | | | | | | | | | |
| G | IP | W | L | R | ER | SO | BB | GS | CG | SHO | SV | ERA | G | IP | W | L | R | ER | SO | BB | GS | CG | SHO | SV | ERA | |
| 70 | 71.1 | 4 | 5 | 29 | 22 | 77 | 30 | 0 | 0 | 0 | 15 | 2.79 | 45 | 45.1 | 2 | 4 | 28 | 27 | 27 | 17 | 0 | 0 | 0 | 13 | 5.36 | |
| CARDBOARD BASEBALL RATINGS | | | | | | | | | | | | | | | | | | | | | | | | | | |
| ERA | | | W | | | BB | | | K | | | ERA | | | W | | | BB | | | K | | | | | |
| 27 | | | 4 | | | 30 | | | 77 | | | 53 | | | 2 | | | 17 | | | 27 | | | | | |

| | | | | | | | | | | | | | | | | | | | | | | | | | | |
|--|------|---|---|----|----|----|----|----|----|-----|----|------|--------------------------------|-------|----|----|-----|----|----|----|----|----|-----|----|------|---|
| 786 | | | | | | | | | | | | | JIM POOLE | | | | | | | | | | | | | P |
| HT: 6'2" WT: 190 THROWS: LEFT BATS: LEFT | | | | | | | | | | | | | BORN: 4-28-1966, Rochester, NY | | | | | | | | | | | | | |
| 1993 BALTIMORE ORIOLES PITCHING RECORD | | | | | | | | | | | | | | | | | | | | | | | | | | |
| G | IP | W | L | R | ER | SO | BB | GS | CG | SHO | SV | ERA | G | IP | W | L | R | ER | SO | BB | GS | CG | SHO | SV | ERA | |
| 55 | 50.1 | 2 | 1 | 18 | 12 | 29 | 21 | 0 | 0 | 0 | 2 | 2.15 | 31 | 164.1 | 10 | 15 | 102 | 96 | 94 | 59 | 27 | 3 | 1 | 0 | 5.26 | |
| CARDBOARD BASEBALL RATINGS | | | | | | | | | | | | | | | | | | | | | | | | | | |
| ERA | | | W | | | BB | | | K | | | ERA | | | W | | | BB | | | K | | | | | |
| 21 | | | 2 | | | 21 | | | 29 | | | 52 | | | 10 | | | 59 | | | 94 | | | | | |

| | | | | | | | | | | | | | | | | | | | | | | | | | | |
|--|-------|----|----|----|----|-----|----|----|-----|-----|----|------|-----------------------------------|-------|---|----|----|----|----|----|----|----|-----|----|------|---|
| 787 | | | | | | | | | | | | | MARK PORTUGAL | | | | | | | | | | | | | P |
| HT: 6'0" WT: 170 THROWS: RIGHT BATS: RIGHT | | | | | | | | | | | | | BORN: 10-30-1962, Los Angeles, CA | | | | | | | | | | | | | |
| 1993 HOUSTON ASTROS PITCHING RECORD | | | | | | | | | | | | | | | | | | | | | | | | | | |
| G | IP | W | L | R | ER | SO | BB | GS | CG | SHO | SV | ERA | G | IP | W | L | R | ER | SO | BB | GS | CG | SHO | SV | ERA | |
| 33 | 208.1 | 18 | 4 | 75 | 64 | 131 | 77 | 33 | 1 | 1 | 0 | 2.77 | 49 | 138.1 | 6 | 12 | 73 | 60 | 66 | 44 | 14 | 1 | 1 | 1 | 3.91 | |
| CARDBOARD BASEBALL RATINGS | | | | | | | | | | | | | | | | | | | | | | | | | | |
| ERA | | | W | | | BB | | | K | | | ERA | | | W | | | BB | | | K | | | | | |
| 27 | | | 18 | | | 77 | | | 131 | | | 39 | | | 6 | | | 44 | | | 66 | | | | | |

| | | | | | | | | | | | | | | | | | | | | | | | | | | |
|---|------|---|---|----|----|----|----|----|----|-----|----|------|-------------------------------|------|---|---|----|----|----|----|----|----|-----|----|------|---|
| 788 | | | | | | | | | | | | | DENNIS POWELL | | | | | | | | | | | | | P |
| HT: 6'3" WT: 175 THROWS: LEFT BATS: RIGHT | | | | | | | | | | | | | BORN: 8-13-1963, Moultrie, GA | | | | | | | | | | | | | |
| 1993 SEATTLE MARINERS PITCHING RECORD | | | | | | | | | | | | | | | | | | | | | | | | | | |
| G | IP | W | L | R | ER | SO | BB | GS | CG | SHO | SV | ERA | G | IP | W | L | R | ER | SO | BB | GS | CG | SHO | SV | ERA | |
| 33 | 47.2 | 0 | 0 | 22 | 22 | 32 | 24 | 2 | 0 | 0 | 0 | 4.15 | 73 | 54.2 | 8 | 2 | 33 | 26 | 44 | 19 | 0 | 0 | 0 | 4 | 4.28 | |
| CARDBOARD BASEBALL RATINGS | | | | | | | | | | | | | | | | | | | | | | | | | | |
| ERA | | | W | | | BB | | | K | | | ERA | | | W | | | BB | | | K | | | | | |
| 41 | | | 0 | | | 24 | | | 32 | | | 42 | | | 8 | | | 19 | | | 44 | | | | | |

| | | | | | | | | | | | | | | | | | | | | | | | | | | |
|--|------|---|---|----|----|----|----|----|----|-----|----|------|------------------------------|-------|----|----|-----|----|----|----|----|----|-----|----|------|---|
| 789 | | | | | | | | | | | | | TED POWER | | | | | | | | | | | | | P |
| HT: 6'4" WT: 215 THROWS: RIGHT BATS: RIGHT | | | | | | | | | | | | | BORN: 1-31-1955, Guthrie, OK | | | | | | | | | | | | | |
| 1993 SEATTLE MARINERS PITCHING RECORD | | | | | | | | | | | | | | | | | | | | | | | | | | |
| G | IP | W | L | R | ER | SO | BB | GS | CG | SHO | SV | ERA | G | IP | W | L | R | ER | SO | BB | GS | CG | SHO | SV | ERA | |
| 45 | 45.1 | 2 | 4 | 28 | 27 | 27 | 17 | 0 | 0 | 0 | 13 | 5.36 | 31 | 164.1 | 10 | 15 | 102 | 96 | 94 | 59 | 27 | 3 | 1 | 0 | 5.26 | |
| CARDBOARD BASEBALL RATINGS | | | | | | | | | | | | | | | | | | | | | | | | | | |
| ERA | | | W | | | BB | | | K | | | ERA | | | W | | | BB | | | K | | | | | |
| 53 | | | 2 | | | 17 | | | 27 | | | 52 | | | 10 | | | 59 | | | 94 | | | | | |

| | | | | | | | | | | | | | | | | | | | | | | | | | | | | | | | | | | | | | | | | | | | | | | | | | | | |
|--|------|---|---|----|----|----|----|----|----|-----|----|------|-------------------------------|-------|----|----|-----|----|-----|----|----|----|-----|----|------|----|----|---|---|---|----|----|----|----|----|-----|----|-----|----|--|--|--|--|--|--|--|--|--|--|--|--|
| 793 | | | | | | | | | | | | | PAT RAPP | | | | | | | | | | | | | P | | | | | | | | | | | | | | | | | | | | | | | | | |
| HT: 6'3" WT: 195 THROWS: RIGHT BATS: RIGHT | | | | | | | | | | | | | BORN: 7-13-1967, Jennings, LA | | | | | | | | | | | | | | | | | | | | | | | | | | | | | | | | | | | | | | |
| 1993 FLORIDA MARLINS PITCHING RECORD | | | | | | | | | | | | | | | | | | | | | | | | | | | | | | | | | | | | | | | | | | | | | | | | | | | |
| G | IP | W | L | R | ER | SO | BB | GS | CG | SHO | SV | ERA | G | IP | W | L | R | ER | SO | BB | GS | CG | SHO | SV | ERA | G | IP | W | L | R | ER | SO | BB | GS | CG | SHO | SV | ERA | | | | | | | | | | | | | |
| 16 | 94.1 | 4 | 6 | 49 | 42 | 57 | 39 | 16 | 1 | 0 | 0 | 4.02 | 30 | 189.1 | 12 | 11 | 101 | 84 | 117 | 63 | 30 | 4 | 0 | 0 | 4.00 | | | | | | | | | | | | | | | | | | | | | | | | | | |
| CARDBOARD BASEBALL RATINGS | | | | | | | | | | | | | | | | | | | | | | | | | | | | | | | | | | | | | | | | | | | | | | | | | | | |
| ERA | | | | | | | | | | | | | W | | | | | | | | | | | | | BB | | | | | | | | | | | | | K | | | | | | | | | | | | |
| 40 | | | | | | | | | | | | | 4 | | | | | | | | | | | | | 39 | | | | | | | | | | | | | 57 | | | | | | | | | | | | |

| | | | | | | | | | | | | | | | | | | | | | | | | | | | | | | | | | | | | | | | | | | | | | | | | | | | |
|--|------|---|---|----|----|----|----|----|----|-----|----|------|---|-------|----|----|-----|----|-----|----|----|----|-----|----|------|----|----|---|---|---|----|----|----|----|----|-----|----|-----|-----|--|--|--|--|--|--|--|--|--|--|--|--|
| 797 | | | | | | | | | | | | | ARMANDO REYNOSO | | | | | | | | | | | | | P | | | | | | | | | | | | | | | | | | | | | | | | | |
| HT: 6'0" WT: 186 THROWS: RIGHT BATS: RIGHT | | | | | | | | | | | | | BORN: 5-1-1966, San Luis Potosi, 24, Mexico | | | | | | | | | | | | | | | | | | | | | | | | | | | | | | | | | | | | | | |
| 1993 COLORADO ROCKIES PITCHING RECORD | | | | | | | | | | | | | | | | | | | | | | | | | | | | | | | | | | | | | | | | | | | | | | | | | | | |
| G | IP | W | L | R | ER | SO | BB | GS | CG | SHO | SV | ERA | G | IP | W | L | R | ER | SO | BB | GS | CG | SHO | SV | ERA | G | IP | W | L | R | ER | SO | BB | GS | CG | SHO | SV | ERA | | | | | | | | | | | | | |
| 16 | 94.1 | 4 | 6 | 49 | 42 | 57 | 39 | 16 | 1 | 0 | 0 | 4.02 | 30 | 189.1 | 12 | 11 | 101 | 84 | 117 | 63 | 30 | 4 | 0 | 0 | 4.00 | | | | | | | | | | | | | | | | | | | | | | | | | | |
| CARDBOARD BASEBALL RATINGS | | | | | | | | | | | | | | | | | | | | | | | | | | | | | | | | | | | | | | | | | | | | | | | | | | | |
| ERA | | | | | | | | | | | | | W | | | | | | | | | | | | | BB | | | | | | | | | | | | | K | | | | | | | | | | | | |
| 40 | | | | | | | | | | | | | 12 | | | | | | | | | | | | | 63 | | | | | | | | | | | | | 117 | | | | | | | | | | | | |

| | | | | | | | | | | | | | | | | | | | | | | | | | | | | | | | | | | | | | | | | | | | | | | | | | | | |
|--|------|---|---|----|----|----|----|----|----|-----|----|------|----------------------------------|------|---|---|----|----|----|----|----|----|-----|----|------|----|----|---|---|---|----|----|----|----|----|-----|----|-----|----|--|--|--|--|--|--|--|--|--|--|--|--|
| 794 | | | | | | | | | | | | | DENNIS RASMUSSEN | | | | | | | | | | | | | P | | | | | | | | | | | | | | | | | | | | | | | | | |
| HT: 6'7" WT: 230 THROWS: LEFT BATS: LEFT | | | | | | | | | | | | | BORN: 4-18-1959, Los Angeles, CA | | | | | | | | | | | | | | | | | | | | | | | | | | | | | | | | | | | | | | |
| 1993 KANSAS CITY ROYALS PITCHING RECORD | | | | | | | | | | | | | | | | | | | | | | | | | | | | | | | | | | | | | | | | | | | | | | | | | | | |
| G | IP | W | L | R | ER | SO | BB | GS | CG | SHO | SV | ERA | G | IP | W | L | R | ER | SO | BB | GS | CG | SHO | SV | ERA | G | IP | W | L | R | ER | SO | BB | GS | CG | SHO | SV | ERA | | | | | | | | | | | | | |
| 9 | 29.1 | 1 | 2 | 25 | 24 | 12 | 14 | 4 | 0 | 0 | 0 | 7.45 | 17 | 85.2 | 5 | 6 | 62 | 62 | 49 | 49 | 17 | 0 | 0 | 0 | 6.51 | | | | | | | | | | | | | | | | | | | | | | | | | | |
| CARDBOARD BASEBALL RATINGS | | | | | | | | | | | | | | | | | | | | | | | | | | | | | | | | | | | | | | | | | | | | | | | | | | | |
| ERA | | | | | | | | | | | | | W | | | | | | | | | | | | | BB | | | | | | | | | | | | | K | | | | | | | | | | | | |
| 74 | | | | | | | | | | | | | 1 | | | | | | | | | | | | | 14 | | | | | | | | | | | | | 12 | | | | | | | | | | | | |

| | | | | | | | | | | | | | | | | | | | | | | | | | | | | | | | | | | | | | | | | | | | | | | | | | | | |
|--|------|---|---|----|----|----|----|----|----|-----|----|------|----------------------------|------|---|---|----|----|----|----|----|----|-----|----|------|----|----|---|---|---|----|----|----|----|----|-----|----|-----|----|--|--|--|--|--|--|--|--|--|--|--|--|
| 798 | | | | | | | | | | | | | ARTHUR RHODES | | | | | | | | | | | | | P | | | | | | | | | | | | | | | | | | | | | | | | | |
| HT: 6'2" WT: 220 THROWS: LEFT BATS: LEFT | | | | | | | | | | | | | BORN: 10-24-1969, Waco, TX | | | | | | | | | | | | | | | | | | | | | | | | | | | | | | | | | | | | | | |
| 1993 BALTIMORE ORIOLES PITCHING RECORD | | | | | | | | | | | | | | | | | | | | | | | | | | | | | | | | | | | | | | | | | | | | | | | | | | | |
| G | IP | W | L | R | ER | SO | BB | GS | CG | SHO | SV | ERA | G | IP | W | L | R | ER | SO | BB | GS | CG | SHO | SV | ERA | G | IP | W | L | R | ER | SO | BB | GS | CG | SHO | SV | ERA | | | | | | | | | | | | | |
| 9 | 29.1 | 1 | 2 | 25 | 24 | 12 | 14 | 4 | 0 | 0 | 0 | 7.45 | 17 | 85.2 | 5 | 6 | 62 | 62 | 49 | 49 | 17 | 0 | 0 | 0 | 6.51 | | | | | | | | | | | | | | | | | | | | | | | | | | |
| CARDBOARD BASEBALL RATINGS | | | | | | | | | | | | | | | | | | | | | | | | | | | | | | | | | | | | | | | | | | | | | | | | | | | |
| ERA | | | | | | | | | | | | | W | | | | | | | | | | | | | BB | | | | | | | | | | | | | K | | | | | | | | | | | | |
| 65 | | | | | | | | | | | | | 5 | | | | | | | | | | | | | 49 | | | | | | | | | | | | | 49 | | | | | | | | | | | | |

| | | | | | | | | | | | | | | | | | | | | | | | | | | | | | | | | | | | | | | | | | | | | | | | | | | | |
|--|------|---|---|----|----|----|----|----|----|-----|----|------|-----------------------------|------|---|---|----|----|----|----|----|----|-----|----|------|----|----|---|---|---|----|----|----|----|----|-----|----|-----|----|--|--|--|--|--|--|--|--|--|--|--|--|
| 795 | | | | | | | | | | | | | JEFF REARDON | | | | | | | | | | | | | P | | | | | | | | | | | | | | | | | | | | | | | | | |
| HT: 6'0" WT: 190 THROWS: RIGHT BATS: RIGHT | | | | | | | | | | | | | BORN: 10-1-1955, Dalton, MA | | | | | | | | | | | | | | | | | | | | | | | | | | | | | | | | | | | | | | |
| 1993 CINCINNATI REDS PITCHING RECORD | | | | | | | | | | | | | | | | | | | | | | | | | | | | | | | | | | | | | | | | | | | | | | | | | | | |
| G | IP | W | L | R | ER | SO | BB | GS | CG | SHO | SV | ERA | G | IP | W | L | R | ER | SO | BB | GS | CG | SHO | SV | ERA | G | IP | W | L | R | ER | SO | BB | GS | CG | SHO | SV | ERA | | | | | | | | | | | | | |
| 58 | 61.2 | 4 | 6 | 34 | 28 | 35 | 10 | 0 | 0 | 0 | 8 | 4.09 | 51 | 47.1 | 1 | 1 | 31 | 30 | 31 | 17 | 0 | 0 | 0 | 1 | 5.70 | | | | | | | | | | | | | | | | | | | | | | | | | | |
| CARDBOARD BASEBALL RATINGS | | | | | | | | | | | | | | | | | | | | | | | | | | | | | | | | | | | | | | | | | | | | | | | | | | | |
| ERA | | | | | | | | | | | | | W | | | | | | | | | | | | | BB | | | | | | | | | | | | | K | | | | | | | | | | | | |
| 40 | | | | | | | | | | | | | 4 | | | | | | | | | | | | | 10 | | | | | | | | | | | | | 35 | | | | | | | | | | | | |

| | | | | | | | | | | | | | | | | | | | | | | | | | | | | | | | | | | | | | | | | | | | | | | | | | | | |
|---|------|---|---|----|----|----|----|----|----|-----|----|------|--------------------------------|------|---|---|----|----|----|----|----|----|-----|----|------|----|----|---|---|---|----|----|----|----|----|-----|----|-----|----|--|--|--|--|--|--|--|--|--|--|--|--|
| 799 | | | | | | | | | | | | | DAVE RIGHETTI | | | | | | | | | | | | | P | | | | | | | | | | | | | | | | | | | | | | | | | |
| HT: 6'4" WT: 195 THROWS: LEFT BATS: LEFT | | | | | | | | | | | | | BORN: 11-28-1958, San Jose, CA | | | | | | | | | | | | | | | | | | | | | | | | | | | | | | | | | | | | | | |
| 1993 SAN FRANCISCO GIANTS PITCHING RECORD | | | | | | | | | | | | | | | | | | | | | | | | | | | | | | | | | | | | | | | | | | | | | | | | | | | |
| G | IP | W | L | R | ER | SO | BB | GS | CG | SHO | SV | ERA | G | IP | W | L | R | ER | SO | BB | GS | CG | SHO | SV | ERA | G | IP | W | L | R | ER | SO | BB | GS | CG | SHO | SV | ERA | | | | | | | | | | | | | |
| 58 | 61.2 | 4 | 6 | 34 | 28 | 35 | 10 | 0 | 0 | 0 | 8 | 4.09 | 51 | 47.1 | 1 | 1 | 31 | 30 | 31 | 17 | 0 | 0 | 0 | 1 | 5.70 | | | | | | | | | | | | | | | | | | | | | | | | | | |
| CARDBOARD BASEBALL RATINGS | | | | | | | | | | | | | | | | | | | | | | | | | | | | | | | | | | | | | | | | | | | | | | | | | | | |
| ERA | | | | | | | | | | | | | W | | | | | | | | | | | | | BB | | | | | | | | | | | | | K | | | | | | | | | | | | |
| 57 | | | | | | | | | | | | | 1 | | | | | | | | | | | | | 17 | | | | | | | | | | | | | 31 | | | | | | | | | | | | |

| | | | | | | | | | | | | | | | | | | | | | | | | | | | | | | | | | | | | | | | | | | | | | | | | | | | |
|--|------|---|---|----|----|----|----|----|----|-----|----|------|----------------------------------|-------|----|---|----|----|-----|----|----|----|-----|----|------|----|----|---|---|---|----|----|----|----|----|-----|----|-----|----|--|--|--|--|--|--|--|--|--|--|--|--|
| 796 | | | | | | | | | | | | | STEVE REED | | | | | | | | | | | | | P | | | | | | | | | | | | | | | | | | | | | | | | | |
| HT: 6'2" WT: 200 THROWS: RIGHT BATS: RIGHT | | | | | | | | | | | | | BORN: 3-11-1965, Los Angeles, CA | | | | | | | | | | | | | | | | | | | | | | | | | | | | | | | | | | | | | | |
| 1993 COLORADO ROCKIES PITCHING RECORD | | | | | | | | | | | | | | | | | | | | | | | | | | | | | | | | | | | | | | | | | | | | | | | | | | | |
| G | IP | W | L | R | ER | SO | BB | GS | CG | SHO | SV | ERA | G | IP | W | L | R | ER | SO | BB | GS | CG | SHO | SV | ERA | G | IP | W | L | R | ER | SO | BB | GS | CG | SHO | SV | ERA | | | | | | | | | | | | | |
| 64 | 84.1 | 9 | 5 | 47 | 42 | 51 | 30 | 0 | 0 | 0 | 3 | 4.48 | 36 | 257.1 | 14 | 9 | 76 | 71 | 227 | 62 | 36 | 2 | 1 | 0 | 2.48 | | | | | | | | | | | | | | | | | | | | | | | | | | |
| CARDBOARD BASEBALL RATINGS | | | | | | | | | | | | | | | | | | | | | | | | | | | | | | | | | | | | | | | | | | | | | | | | | | | |
| ERA | | | | | | | | | | | | | W | | | | | | | | | | | | | BB | | | | | | | | | | | | | K | | | | | | | | | | | | |
| 44 | | | | | | | | | | | | | 9 | | | | | | | | | | | | | 30 | | | | | | | | | | | | | 51 | | | | | | | | | | | | |

| | | | | | | | | | | | | | | | | | | | | | | | | | | | | | | | | | | | | | | | | | | | | | | | | | | | |
|--|-------|----|---|----|----|-----|----|----|----|-----|----|------|--------------------------------------|-------|----|---|----|----|-----|----|----|----|-----|----|------|----|----|---|---|---|----|----|----|----|----|-----|----|-----|-----|--|--|--|--|--|--|--|--|--|--|--|--|
| 800 | | | | | | | | | | | | | JOSE RIJO | | | | | | | | | | | | | P | | | | | | | | | | | | | | | | | | | | | | | | | |
| HT: 6'1" WT: 200 THROWS: RIGHT BATS: RIGHT | | | | | | | | | | | | | BORN: 5-13-1965, San Cristobal, D.R. | | | | | | | | | | | | | | | | | | | | | | | | | | | | | | | | | | | | | | |
| 1993 CINCINNATI REDS PITCHING RECORD | | | | | | | | | | | | | | | | | | | | | | | | | | | | | | | | | | | | | | | | | | | | | | | | | | | |
| G | IP | W | L | R | ER | SO | BB | GS | CG | SHO | SV | ERA | G | IP | W | L | R | ER | SO | BB | GS | CG | SHO | SV | ERA | G | IP | W | L | R | ER | SO | BB | GS | CG | SHO | SV | ERA | | | | | | | | | | | | | |
| 36 | 257.1 | 14 | 9 | 76 | 71 | 227 | 62 | 36 | 2 | 1 | 0 | 2.48 | 36 | 257.1 | 14 | 9 | 76 | 71 | 227 | 62 | 36 | 2 | 1 | 0 | 2.48 | | | | | | | | | | | | | | | | | | | | | | | | | | |
| CARDBOARD BASEBALL RATINGS | | | | | | | | | | | | | | | | | | | | | | | | | | | | | | | | | | | | | | | | | | | | | | | | | | | |
| ERA | | | | | | | | | | | | | W | | | | | | | | | | | | | BB | | | | | | | | | | | | | K | | | | | | | | | | | | |
| 24 | | | | | | | | | | | | | 14 | | | | | | | | | | | | | 62 | | | | | | | | | | | | | 227 | | | | | | | | | | | | |

| | | | | | | | | | | | | | | | | | | | | | | | | | | | | | | | | | | | | | | |
|--|-------|----|---|----|----|-----|----|----|----|-----|----|------|---|------|---|-----|----|----|----|----|----|----|-----|----|------|---|--|----|--|--|--|--|--|--|--|--|--|--|
| 801 | | | | | | | | | | | | | BEN RIVERA | | | | | | | | | | | | | P | | | | | | | | | | | | |
| HT: 6'6" WT: 210 THROWS: RIGHT BATS: RIGHT | | | | | | | | | | | | | BORN: 1-11-1968, San Pedro de Macoris, D.R. | | | | | | | | | | | | | | | | | | | | | | | | | |
| 1993 PHILADELPHIA PHILLIES PITCHING RECORD | | | | | | | | | | | | | | | | | | | | | | | | | | | | | | | | | | | | | | |
| G | IP | W | L | R | ER | SO | BB | GS | CG | SHO | SV | ERA | G | IP | W | L | R | ER | SO | BB | GS | CG | SHO | SV | ERA | | | | | | | | | | | | | |
| 30 | 163.1 | 13 | 9 | 99 | 91 | 123 | 85 | 28 | 1 | 1 | 0 | 5.02 | 66 | 88.1 | 5 | 8 | 39 | 29 | 48 | 30 | 0 | 0 | 0 | 10 | 2.95 | | | | | | | | | | | | | |
| CARDBOARD BASEBALL RATINGS | | | | | | | | | | | | | CARDBOARD BASEBALL RATINGS | | | | | | | | | | | | | | | | | | | | | | | | | |
| ERA | | | | W | | | | BB | | | | K | | | | ERA | | | | W | | | | BB | | | | K | | | | | | | | | | |
| 50 | | | | 13 | | | | 85 | | | | 123 | | | | 29 | | | | 5 | | | | 30 | | | | 48 | | | | | | | | | | |

| | | | | | | | | | | | | | | | | | | | | | | | | | | | | | | | | | | | | | | |
|---|------|---|---|----|----|----|----|----|----|-----|----|------|----------------------------|------|---|-----|----|----|----|----|----|----|-----|----|------|---|--|----|--|--|--|--|--|--|--|--|--|--|
| 802 | | | | | | | | | | | | | RICH RODRIGUEZ | | | | | | | | | | | | | P | | | | | | | | | | | | |
| HT: 5'10" WT: 185 THROWS: LEFT BATS: LEFT | | | | | | | | | | | | | BORN: 3-1-1963, Downey, CA | | | | | | | | | | | | | | | | | | | | | | | | | |
| 1993 FLORIDA MARLINS PITCHING RECORD | | | | | | | | | | | | | | | | | | | | | | | | | | | | | | | | | | | | | | |
| G | IP | W | L | R | ER | SO | BB | GS | CG | SHO | SV | ERA | G | IP | W | L | R | ER | SO | BB | GS | CG | SHO | SV | ERA | | | | | | | | | | | | | |
| 70 | 76.1 | 2 | 4 | 38 | 32 | 43 | 33 | 0 | 0 | 0 | 3 | 3.79 | 16 | 80.1 | 2 | 5 | 51 | 50 | 54 | 36 | 15 | 0 | 0 | 0 | 5.63 | | | | | | | | | | | | | |
| CARDBOARD BASEBALL RATINGS | | | | | | | | | | | | | CARDBOARD BASEBALL RATINGS | | | | | | | | | | | | | | | | | | | | | | | | | |
| ERA | | | | W | | | | BB | | | | K | | | | ERA | | | | W | | | | BB | | | | K | | | | | | | | | | |
| 37 | | | | 2 | | | | 33 | | | | 43 | | | | 56 | | | | 2 | | | | 36 | | | | 54 | | | | | | | | | | |

| | | | | | | | | | | | | | | | | | | | | | | | | | | | | | | | | | | | | | | |
|--|-------|----|----|-----|----|-----|----|----|----|-----|----|------|--------------------------------|------|---|-----|----|----|----|----|----|----|-----|----|------|---|--|----|--|--|--|--|--|--|--|--|--|--|
| 803 | | | | | | | | | | | | | KENNY ROGERS | | | | | | | | | | | | | P | | | | | | | | | | | | |
| HT: 6'1" WT: 200 THROWS: LEFT BATS: LEFT | | | | | | | | | | | | | BORN: 11-10-1964, Savannah, GA | | | | | | | | | | | | | | | | | | | | | | | | | |
| 1993 TEXAS RANGERS PITCHING RECORD | | | | | | | | | | | | | | | | | | | | | | | | | | | | | | | | | | | | | | |
| G | IP | W | L | R | ER | SO | BB | GS | CG | SHO | SV | ERA | G | IP | W | L | R | ER | SO | BB | GS | CG | SHO | SV | ERA | | | | | | | | | | | | | |
| 35 | 208.1 | 16 | 10 | 108 | 95 | 140 | 71 | 33 | 5 | 0 | 0 | 4.10 | 14 | 85.2 | 8 | 0 | 33 | 26 | 31 | 18 | 14 | 1 | 0 | 0 | 2.73 | | | | | | | | | | | | | |
| CARDBOARD BASEBALL RATINGS | | | | | | | | | | | | | CARDBOARD BASEBALL RATINGS | | | | | | | | | | | | | | | | | | | | | | | | | |
| ERA | | | | W | | | | BB | | | | K | | | | ERA | | | | W | | | | BB | | | | K | | | | | | | | | | |
| 41 | | | | 16 | | | | 71 | | | | 140 | | | | 27 | | | | 8 | | | | 18 | | | | 31 | | | | | | | | | | |

| | | | | | | | | | | | | | | | | | | | | | | | | | | | | | | | | | | | | | | |
|---|------|---|---|----|----|----|----|----|----|-----|----|------|--------------------------------|-------|---|-----|----|----|-----|----|----|----|-----|----|------|---|--|-----|--|--|--|--|--|--|--|--|--|--|
| 804 | | | | | | | | | | | | | KEVIN ROGERS | | | | | | | | | | | | | P | | | | | | | | | | | | |
| HT: 6'2" WT: 190 THROWS: LEFT BATS: LEFT | | | | | | | | | | | | | BORN: 8-20-1968, Cleveland, MS | | | | | | | | | | | | | | | | | | | | | | | | | |
| 1993 SAN FRANCISCO GIANTS PITCHING RECORD | | | | | | | | | | | | | | | | | | | | | | | | | | | | | | | | | | | | | | |
| G | IP | W | L | R | ER | SO | BB | GS | CG | SHO | SV | ERA | G | IP | W | L | R | ER | SO | BB | GS | CG | SHO | SV | ERA | | | | | | | | | | | | | |
| 64 | 80.2 | 2 | 2 | 28 | 24 | 62 | 28 | 0 | 0 | 0 | 0 | 2.68 | 59 | 139.2 | 6 | 5 | 71 | 60 | 126 | 69 | 12 | 0 | 0 | 2 | 3.87 | | | | | | | | | | | | | |
| CARDBOARD BASEBALL RATINGS | | | | | | | | | | | | | CARDBOARD BASEBALL RATINGS | | | | | | | | | | | | | | | | | | | | | | | | | |
| ERA | | | | W | | | | BB | | | | K | | | | ERA | | | | W | | | | BB | | | | K | | | | | | | | | | |
| 26 | | | | 2 | | | | 28 | | | | 62 | | | | 38 | | | | 6 | | | | 69 | | | | 126 | | | | | | | | | | |

| | | | | | | | | | | | | | | | | | | | | | | | | | | | | | | | | | | | | | | | | | | | | | | | | | | | |
|--|------|---|---|----|----|----|----|----|----|-----|----|------|-----------------------------|-------|---|---|----|----|----|----|----|----|-----|----|------|----|--|--|--|--|--|--|--|--|--|--|--|--|----|--|--|--|--|--|--|--|--|--|--|--|--|
| 809 | | | | | | | | | | | | | JOHNNY RUFFIN | | | | | | | | | | | | | P | | | | | | | | | | | | | | | | | | | | | | | | | |
| HT: 6'3" WT: 172 THROWS: RIGHT BATS: RIGHT | | | | | | | | | | | | | BORN: 7-29-1971, Butler, AL | | | | | | | | | | | | | | | | | | | | | | | | | | | | | | | | | | | | | | |
| 1993 CINCINNATI REDS PITCHING RECORD | | | | | | | | | | | | | | | | | | | | | | | | | | | | | | | | | | | | | | | | | | | | | | | | | | | |
| G | IP | W | L | R | ER | SO | BB | GS | CG | SHO | SV | ERA | G | IP | W | L | R | ER | SO | BB | GS | CG | SHO | SV | ERA | | | | | | | | | | | | | | | | | | | | | | | | | | |
| 21 | 37.2 | 2 | 1 | 16 | 15 | 30 | 11 | 0 | 0 | 0 | 2 | 3.58 | 19 | 139.1 | 7 | 7 | 55 | 51 | 93 | 17 | 19 | 4 | 1 | 0 | 3.29 | | | | | | | | | | | | | | | | | | | | | | | | | | |
| CARDBOARD BASEBALL RATINGS | | | | | | | | | | | | | | | | | | | | | | | | | | | | | | | | | | | | | | | | | | | | | | | | | | | |
| ERA | | | | | | | | | | | | | W | | | | | | | | | | | | | BB | | | | | | | | | | | | | K | | | | | | | | | | | | |
| 35 | | | | | | | | | | | | | 2 | | | | | | | | | | | | | 11 | | | | | | | | | | | | | 30 | | | | | | | | | | | | |

| | | | | | | | | | | | | | | | | | | | | | | | | | | | | | | | | | | | | | | | | | | | | | | | | | | | |
|--|-------|---|---|----|----|----|----|----|----|-----|----|------|--------------------------------------|-------|---|---|----|----|----|----|----|----|-----|----|------|----|--|--|--|--|--|--|--|--|--|--|--|--|----|--|--|--|--|--|--|--|--|--|--|--|--|
| 813 | | | | | | | | | | | | | BRET SABERHAGEN | | | | | | | | | | | | | P | | | | | | | | | | | | | | | | | | | | | | | | | |
| HT: 6'1" WT: 160 THROWS: RIGHT BATS: RIGHT | | | | | | | | | | | | | BORN: 4-11-1964, Chicago Heights, IL | | | | | | | | | | | | | | | | | | | | | | | | | | | | | | | | | | | | | | |
| 1993 NEW YORK METS PITCHING RECORD | | | | | | | | | | | | | | | | | | | | | | | | | | | | | | | | | | | | | | | | | | | | | | | | | | | |
| G | IP | W | L | R | ER | SO | BB | GS | CG | SHO | SV | ERA | G | IP | W | L | R | ER | SO | BB | GS | CG | SHO | SV | ERA | | | | | | | | | | | | | | | | | | | | | | | | | | |
| 19 | 139.1 | 7 | 7 | 55 | 51 | 93 | 17 | 19 | 4 | 1 | 0 | 3.29 | 19 | 139.1 | 7 | 7 | 55 | 51 | 93 | 17 | 19 | 4 | 1 | 0 | 3.29 | | | | | | | | | | | | | | | | | | | | | | | | | | |
| CARDBOARD BASEBALL RATINGS | | | | | | | | | | | | | | | | | | | | | | | | | | | | | | | | | | | | | | | | | | | | | | | | | | | |
| ERA | | | | | | | | | | | | | W | | | | | | | | | | | | | BB | | | | | | | | | | | | | K | | | | | | | | | | | | |
| 32 | | | | | | | | | | | | | 7 | | | | | | | | | | | | | 17 | | | | | | | | | | | | | 93 | | | | | | | | | | | | |

| | | | | | | | | | | | | | | | | | | | | | | | | | | | | | | | | | | | | | | | | | | | | | | | | | | | |
|--|------|---|---|----|----|----|----|----|----|-----|----|------|--------------------------------|-------|----|----|----|----|-----|----|----|----|-----|----|------|----|--|--|--|--|--|--|--|--|--|--|--|--|----|--|--|--|--|--|--|--|--|--|--|--|--|
| 810 | | | | | | | | | | | | | JEFF RUSSELL | | | | | | | | | | | | | P | | | | | | | | | | | | | | | | | | | | | | | | | |
| HT: 6'4" WT: 200 THROWS: RIGHT BATS: RIGHT | | | | | | | | | | | | | BORN: 9-2-1961, Cincinnati, OH | | | | | | | | | | | | | | | | | | | | | | | | | | | | | | | | | | | | | | |
| 1993 BOSTON RED SOX PITCHING RECORD | | | | | | | | | | | | | | | | | | | | | | | | | | | | | | | | | | | | | | | | | | | | | | | | | | | |
| G | IP | W | L | R | ER | SO | BB | GS | CG | SHO | SV | ERA | G | IP | W | L | R | ER | SO | BB | GS | CG | SHO | SV | ERA | | | | | | | | | | | | | | | | | | | | | | | | | | |
| 51 | 46.2 | 1 | 4 | 16 | 14 | 45 | 14 | 0 | 0 | 0 | 33 | 2.70 | 32 | 184.1 | 11 | 13 | 97 | 86 | 102 | 34 | 29 | 4 | 1 | 0 | 4.21 | | | | | | | | | | | | | | | | | | | | | | | | | | |
| CARDBOARD BASEBALL RATINGS | | | | | | | | | | | | | | | | | | | | | | | | | | | | | | | | | | | | | | | | | | | | | | | | | | | |
| ERA | | | | | | | | | | | | | W | | | | | | | | | | | | | BB | | | | | | | | | | | | | K | | | | | | | | | | | | |
| 27 | | | | | | | | | | | | | 1 | | | | | | | | | | | | | 14 | | | | | | | | | | | | | 45 | | | | | | | | | | | | |

| | | | | | | | | | | | | | | | | | | | | | | | | | | | | | | | | | | | | | | | | | | | | | | | | | | | |
|--|-------|----|----|----|----|-----|----|----|----|-----|----|------|-------------------------------|-------|----|----|----|----|-----|----|----|----|-----|----|------|----|--|--|--|--|--|--|--|--|--|--|--|--|-----|--|--|--|--|--|--|--|--|--|--|--|--|
| 814 | | | | | | | | | | | | | SCOTT SANDERSON | | | | | | | | | | | | | P | | | | | | | | | | | | | | | | | | | | | | | | | |
| HT: 6'5" WT: 195 THROWS: RIGHT BATS: RIGHT | | | | | | | | | | | | | BORN: 7-22-1956, Dearborn, MI | | | | | | | | | | | | | | | | | | | | | | | | | | | | | | | | | | | | | | |
| 1993 SAN FRANCISCO GIANTS PITCHING RECORD | | | | | | | | | | | | | | | | | | | | | | | | | | | | | | | | | | | | | | | | | | | | | | | | | | | |
| G | IP | W | L | R | ER | SO | BB | GS | CG | SHO | SV | ERA | G | IP | W | L | R | ER | SO | BB | GS | CG | SHO | SV | ERA | | | | | | | | | | | | | | | | | | | | | | | | | | |
| 32 | 184.1 | 11 | 13 | 97 | 86 | 102 | 34 | 29 | 4 | 1 | 0 | 4.21 | 32 | 184.1 | 11 | 13 | 97 | 86 | 102 | 34 | 29 | 4 | 1 | 0 | 4.21 | | | | | | | | | | | | | | | | | | | | | | | | | | |
| CARDBOARD BASEBALL RATINGS | | | | | | | | | | | | | | | | | | | | | | | | | | | | | | | | | | | | | | | | | | | | | | | | | | | |
| ERA | | | | | | | | | | | | | W | | | | | | | | | | | | | BB | | | | | | | | | | | | | K | | | | | | | | | | | | |
| 42 | | | | | | | | | | | | | 11 | | | | | | | | | | | | | 34 | | | | | | | | | | | | | 102 | | | | | | | | | | | | |

| | | | | | | | | | | | | | | | | | | | | | | | | | | | | | | | | | | | | | | | | | | | | | | | | | | | |
|--|------|---|---|----|----|----|----|----|----|-----|----|------|---------------------------------|------|---|---|----|----|----|----|----|----|-----|----|------|----|--|--|--|--|--|--|--|--|--|--|--|--|----|--|--|--|--|--|--|--|--|--|--|--|--|
| 811 | | | | | | | | | | | | | KEN RYAN | | | | | | | | | | | | | P | | | | | | | | | | | | | | | | | | | | | | | | | |
| HT: 6'3" WT: 200 THROWS: RIGHT BATS: RIGHT | | | | | | | | | | | | | BORN: 10-24-1968, Pawtucket, RI | | | | | | | | | | | | | | | | | | | | | | | | | | | | | | | | | | | | | | |
| 1993 BOSTON RED SOX PITCHING RECORD | | | | | | | | | | | | | | | | | | | | | | | | | | | | | | | | | | | | | | | | | | | | | | | | | | | |
| G | IP | W | L | R | ER | SO | BB | GS | CG | SHO | SV | ERA | G | IP | W | L | R | ER | SO | BB | GS | CG | SHO | SV | ERA | | | | | | | | | | | | | | | | | | | | | | | | | | |
| 47 | 50.1 | 7 | 2 | 23 | 20 | 49 | 29 | 0 | 0 | 0 | 1 | 3.60 | 9 | 52.1 | 3 | 3 | 32 | 24 | 37 | 23 | 9 | 0 | 0 | 0 | 4.13 | | | | | | | | | | | | | | | | | | | | | | | | | | |
| CARDBOARD BASEBALL RATINGS | | | | | | | | | | | | | | | | | | | | | | | | | | | | | | | | | | | | | | | | | | | | | | | | | | | |
| ERA | | | | | | | | | | | | | W | | | | | | | | | | | | | BB | | | | | | | | | | | | | K | | | | | | | | | | | | |
| 36 | | | | | | | | | | | | | 7 | | | | | | | | | | | | | 29 | | | | | | | | | | | | | 49 | | | | | | | | | | | | |

| | | | | | | | | | | | | | | | | | | | | | | | | | | | | | | | | | | | | | | | | | | | | | | | | | | | |
|--|------|---|---|----|----|----|----|----|----|-----|----|------|-------------------------------|------|---|---|----|----|----|----|----|----|-----|----|------|----|--|--|--|--|--|--|--|--|--|--|--|--|----|--|--|--|--|--|--|--|--|--|--|--|--|
| 815 | | | | | | | | | | | | | SCOTT SANDERS | | | | | | | | | | | | | P | | | | | | | | | | | | | | | | | | | | | | | | | |
| HT: 6'4" WT: 210 THROWS: RIGHT BATS: RIGHT | | | | | | | | | | | | | BORN: 3-25-1969, Hannibal, MO | | | | | | | | | | | | | | | | | | | | | | | | | | | | | | | | | | | | | | |
| 1993 SAN DIEGO PADRES PITCHING RECORD | | | | | | | | | | | | | | | | | | | | | | | | | | | | | | | | | | | | | | | | | | | | | | | | | | | |
| G | IP | W | L | R | ER | SO | BB | GS | CG | SHO | SV | ERA | G | IP | W | L | R | ER | SO | BB | GS | CG | SHO | SV | ERA | | | | | | | | | | | | | | | | | | | | | | | | | | |
| 9 | 52.1 | 3 | 3 | 32 | 24 | 37 | 23 | 9 | 0 | 0 | 0 | 4.13 | 9 | 52.1 | 3 | 3 | 32 | 24 | 37 | 23 | 9 | 0 | 0 | 0 | 4.13 | | | | | | | | | | | | | | | | | | | | | | | | | | |
| CARDBOARD BASEBALL RATINGS | | | | | | | | | | | | | | | | | | | | | | | | | | | | | | | | | | | | | | | | | | | | | | | | | | | |
| ERA | | | | | | | | | | | | | W | | | | | | | | | | | | | BB | | | | | | | | | | | | | K | | | | | | | | | | | | |
| 41 | | | | | | | | | | | | | 3 | | | | | | | | | | | | | 23 | | | | | | | | | | | | | 37 | | | | | | | | | | | | |

| | | | | | | | | | | | | | | | | | | | | | | | | | | | | | | | | | | | | | | | | | | | | | | | | | | | |
|--|------|---|---|----|----|----|----|----|----|-----|----|------|------------------------------|------|---|---|----|----|----|----|----|----|-----|----|------|----|--|--|--|--|--|--|--|--|--|--|--|--|----|--|--|--|--|--|--|--|--|--|--|--|--|
| 812 | | | | | | | | | | | | | NOLAN RYAN | | | | | | | | | | | | | P | | | | | | | | | | | | | | | | | | | | | | | | | |
| HT: 6'2" WT: 170 THROWS: RIGHT BATS: RIGHT | | | | | | | | | | | | | BORN: 1-31-1947, Refugio, TX | | | | | | | | | | | | | | | | | | | | | | | | | | | | | | | | | | | | | | |
| 1993 TEXAS RANGERS PITCHING RECORD | | | | | | | | | | | | | | | | | | | | | | | | | | | | | | | | | | | | | | | | | | | | | | | | | | | |
| G | IP | W | L | R | ER | SO | BB | GS | CG | SHO | SV | ERA | G | IP | W | L | R | ER | SO | BB | GS | CG | SHO | SV | ERA | | | | | | | | | | | | | | | | | | | | | | | | | | |
| 13 | 66.1 | 5 | 5 | 47 | 36 | 46 | 40 | 13 | 0 | 0 | 0 | 4.88 | 11 | 35.2 | 1 | 2 | 25 | 21 | 36 | 27 | 6 | 0 | 0 | 0 | 5.30 | | | | | | | | | | | | | | | | | | | | | | | | | | |
| CARDBOARD BASEBALL RATINGS | | | | | | | | | | | | | | | | | | | | | | | | | | | | | | | | | | | | | | | | | | | | | | | | | | | |
| ERA | | | | | | | | | | | | | W | | | | | | | | | | | | | BB | | | | | | | | | | | | | K | | | | | | | | | | | | |
| 48 | | | | | | | | | | | | | 5 | | | | | | | | | | | | | 40 | | | | | | | | | | | | | 46 | | | | | | | | | | | | |

| | | | | | | | | | | | | | | | | | | | | | | | | | | | | | | | | | | | | | | | | | | | | | | | | | | | |
|--|------|---|---|----|----|----|----|----|----|-----|----|------|--------------------------------|------|---|---|----|----|----|----|----|----|-----|----|------|----|--|--|--|--|--|--|--|--|--|--|--|--|----|--|--|--|--|--|--|--|--|--|--|--|--|
| 816 | | | | | | | | | | | | | MO SANFORD | | | | | | | | | | | | | P | | | | | | | | | | | | | | | | | | | | | | | | | |
| HT: 6'6" WT: 220 THROWS: RIGHT BATS: RIGHT | | | | | | | | | | | | | BORN: 12-24-1966, Americus, GA | | | | | | | | | | | | | | | | | | | | | | | | | | | | | | | | | | | | | | |
| 1993 COLORADO ROCKIES PITCHING RECORD | | | | | | | | | | | | | | | | | | | | | | | | | | | | | | | | | | | | | | | | | | | | | | | | | | | |
| G | IP | W | L | R | ER | SO | BB | GS | CG | SHO | SV | ERA | G | IP | W | L | R | ER | SO | BB | GS | CG | SHO | SV | ERA | | | | | | | | | | | | | | | | | | | | | | | | | | |
| 11 | 35.2 | 1 | 2 | 25 | 21 | 36 | 27 | 6 | 0 | 0 | 0 | 5.30 | 11 | 35.2 | 1 | 2 | 25 | 21 | 36 | 27 | 6 | 0 | 0 | 0 | 5.30 | | | | | | | | | | | | | | | | | | | | | | | | | | |
| CARDBOARD BASEBALL RATINGS | | | | | | | | | | | | | | | | | | | | | | | | | | | | | | | | | | | | | | | | | | | | | | | | | | | |
| ERA | | | | | | | | | | | | | W | | | | | | | | | | | | | BB | | | | | | | | | | | | | K | | | | | | | | | | | | |
| 53 | | | | | | | | | | | | | 1 | | | | | | | | | | | | | 27 | | | | | | | | | | | | | 36 | | | | | | | | | | | | |

| | | | | | | | | | | | | | | | | | | | | | | | | | | | | | | | | | | | | | | | | | | | | | | | | | | | |
|--|------|---|---|----|----|----|----|----|----|-----|----|------|---------------------------------|------|---|---|----|----|----|----|----|----|-----|----|------|----|--|--|--|--|--|--|--|--|--|--|--|--|----|--|--|--|--|--|--|--|--|--|--|--|--|
| 817 | | | | | | | | | | | | | BOB SCANLAN | | | | | | | | | | | | | P | | | | | | | | | | | | | | | | | | | | | | | | | |
| HT: 6'7" WT: 215 THROWS: RIGHT BATS: RIGHT | | | | | | | | | | | | | BORN: 8-9-1966, Los Angeles, CA | | | | | | | | | | | | | | | | | | | | | | | | | | | | | | | | | | | | | | |
| 1993 CHICAGO CUBS PITCHING RECORD | | | | | | | | | | | | | | | | | | | | | | | | | | | | | | | | | | | | | | | | | | | | | | | | | | | |
| G | IP | W | L | R | ER | SO | BB | GS | CG | SHO | SV | ERA | G | IP | W | L | R | ER | SO | BB | GS | CG | SHO | SV | ERA | | | | | | | | | | | | | | | | | | | | | | | | | | |
| 70 | 75.1 | 4 | 5 | 41 | 38 | 44 | 28 | 0 | 0 | 0 | 0 | 4.54 | 41 | 51.1 | 2 | 2 | 21 | 21 | 41 | 38 | 0 | 0 | 0 | 0 | 3.71 | | | | | | | | | | | | | | | | | | | | | | | | | | |
| CARDBOARD BASEBALL RATINGS | | | | | | | | | | | | | | | | | | | | | | | | | | | | | | | | | | | | | | | | | | | | | | | | | | | |
| ERA | | | | | | | | | | | | | W | | | | | | | | | | | | | BB | | | | | | | | | | | | | K | | | | | | | | | | | | |
| 45 | | | | | | | | | | | | | 4 | | | | | | | | | | | | | 28 | | | | | | | | | | | | | 44 | | | | | | | | | | | | |

| | | | | | | | | | | | | | | | | | | | | | | | | | | | | | | | | | | | | | | | | | | | | | | | | | | | |
|--|------|---|---|----|----|----|----|----|----|-----|----|------|----------------------------------|------|---|---|----|----|----|----|----|----|-----|----|------|----|--|--|--|--|--|--|--|--|--|--|--|--|----|--|--|--|--|--|--|--|--|--|--|--|--|
| 821 | | | | | | | | | | | | | JEFF SCHWARZ | | | | | | | | | | | | | P | | | | | | | | | | | | | | | | | | | | | | | | | |
| HT: 6'5" WT: 190 THROWS: RIGHT BATS: RIGHT | | | | | | | | | | | | | BORN: 5-20-1964, Fort Pierce, FL | | | | | | | | | | | | | | | | | | | | | | | | | | | | | | | | | | | | | | |
| 1993 CHICAGO WHITE SOX PITCHING RECORD | | | | | | | | | | | | | | | | | | | | | | | | | | | | | | | | | | | | | | | | | | | | | | | | | | | |
| G | IP | W | L | R | ER | SO | BB | GS | CG | SHO | SV | ERA | G | IP | W | L | R | ER | SO | BB | GS | CG | SHO | SV | ERA | | | | | | | | | | | | | | | | | | | | | | | | | | |
| 41 | 51.1 | 2 | 2 | 21 | 21 | 41 | 38 | 0 | 0 | 0 | 0 | 3.71 | 41 | 51.1 | 2 | 2 | 21 | 21 | 41 | 38 | 0 | 0 | 0 | 0 | 3.71 | | | | | | | | | | | | | | | | | | | | | | | | | | |
| CARDBOARD BASEBALL RATINGS | | | | | | | | | | | | | | | | | | | | | | | | | | | | | | | | | | | | | | | | | | | | | | | | | | | |
| ERA | | | | | | | | | | | | | W | | | | | | | | | | | | | BB | | | | | | | | | | | | | K | | | | | | | | | | | | |
| 37 | | | | | | | | | | | | | 2 | | | | | | | | | | | | | 38 | | | | | | | | | | | | | 41 | | | | | | | | | | | | |

| | | | | | | | | | | | | | | | | | | | | | | | | | | | | | | | | | | | | | | | | | | | | | | | | | | | |
|--|-------|----|---|-----|-----|-----|----|----|----|-----|----|------|---------------------------------|------|---|---|----|----|----|----|----|----|-----|----|------|----|--|--|--|--|--|--|--|--|--|--|--|--|-----|--|--|--|--|--|--|--|--|--|--|--|--|
| 818 | | | | | | | | | | | | | CURT SCHILLING | | | | | | | | | | | | | P | | | | | | | | | | | | | | | | | | | | | | | | | |
| HT: 6'5" WT: 205 THROWS: RIGHT BATS: RIGHT | | | | | | | | | | | | | BORN: 11-14-1966, Anchorage, AK | | | | | | | | | | | | | | | | | | | | | | | | | | | | | | | | | | | | | | |
| 1993 PHILADELPHIA PHILLIES PITCHING RECORD | | | | | | | | | | | | | | | | | | | | | | | | | | | | | | | | | | | | | | | | | | | | | | | | | | | |
| G | IP | W | L | R | ER | SO | BB | GS | CG | SHO | SV | ERA | G | IP | W | L | R | ER | SO | BB | GS | CG | SHO | SV | ERA | | | | | | | | | | | | | | | | | | | | | | | | | | |
| 34 | 235.1 | 16 | 7 | 114 | 105 | 186 | 57 | 34 | 7 | 2 | 0 | 4.02 | 56 | 71.2 | 7 | 2 | 28 | 24 | 65 | 34 | 0 | 0 | 0 | 1 | 3.01 | | | | | | | | | | | | | | | | | | | | | | | | | | |
| CARDBOARD BASEBALL RATINGS | | | | | | | | | | | | | | | | | | | | | | | | | | | | | | | | | | | | | | | | | | | | | | | | | | | |
| ERA | | | | | | | | | | | | | W | | | | | | | | | | | | | BB | | | | | | | | | | | | | K | | | | | | | | | | | | |
| 40 | | | | | | | | | | | | | 16 | | | | | | | | | | | | | 57 | | | | | | | | | | | | | 186 | | | | | | | | | | | | |

| | | | | | | | | | | | | | | | | | | | | | | | | | | | | | | | | | | | | | | | | | | | | | | | | | | | |
|--|------|---|---|----|----|----|----|----|----|-----|----|------|-------------------------------|------|---|---|----|----|----|----|----|----|-----|----|------|----|--|--|--|--|--|--|--|--|--|--|--|--|----|--|--|--|--|--|--|--|--|--|--|--|--|
| 822 | | | | | | | | | | | | | TIM SCOTT | | | | | | | | | | | | | P | | | | | | | | | | | | | | | | | | | | | | | | | |
| HT: 6'2" WT: 185 THROWS: RIGHT BATS: RIGHT | | | | | | | | | | | | | BORN: 11-16-1966, Hanford, CA | | | | | | | | | | | | | | | | | | | | | | | | | | | | | | | | | | | | | | |
| 1993 MONTREAL EXPOS PITCHING RECORD | | | | | | | | | | | | | | | | | | | | | | | | | | | | | | | | | | | | | | | | | | | | | | | | | | | |
| G | IP | W | L | R | ER | SO | BB | GS | CG | SHO | SV | ERA | G | IP | W | L | R | ER | SO | BB | GS | CG | SHO | SV | ERA | | | | | | | | | | | | | | | | | | | | | | | | | | |
| 56 | 71.2 | 7 | 2 | 28 | 24 | 65 | 34 | 0 | 0 | 0 | 1 | 3.01 | 56 | 71.2 | 7 | 2 | 28 | 24 | 65 | 34 | 0 | 0 | 0 | 1 | 3.01 | | | | | | | | | | | | | | | | | | | | | | | | | | |
| CARDBOARD BASEBALL RATINGS | | | | | | | | | | | | | | | | | | | | | | | | | | | | | | | | | | | | | | | | | | | | | | | | | | | |
| ERA | | | | | | | | | | | | | W | | | | | | | | | | | | | BB | | | | | | | | | | | | | K | | | | | | | | | | | | |
| 30 | | | | | | | | | | | | | 7 | | | | | | | | | | | | | 34 | | | | | | | | | | | | | 65 | | | | | | | | | | | | |

| | | | | | | | | | | | | | | | | | | | | | | | | | | | | | | | | | | | | | | | | | | | | | | | | | | | |
|--|------|---|---|----|----|----|----|----|----|-----|----|------|------------------------------|------|---|---|----|----|----|----|----|----|-----|----|------|----|--|--|--|--|--|--|--|--|--|--|--|--|----|--|--|--|--|--|--|--|--|--|--|--|--|
| 819 | | | | | | | | | | | | | MIKE SCHOOLER | | | | | | | | | | | | | P | | | | | | | | | | | | | | | | | | | | | | | | | |
| HT: 6'3" WT: 220 THROWS: RIGHT BATS: RIGHT | | | | | | | | | | | | | BORN: 8-10-1962, Anaheim, CA | | | | | | | | | | | | | | | | | | | | | | | | | | | | | | | | | | | | | | |
| 1993 TEXAS RANGERS PITCHING RECORD | | | | | | | | | | | | | | | | | | | | | | | | | | | | | | | | | | | | | | | | | | | | | | | | | | | |
| G | IP | W | L | R | ER | SO | BB | GS | CG | SHO | SV | ERA | G | IP | W | L | R | ER | SO | BB | GS | CG | SHO | SV | ERA | | | | | | | | | | | | | | | | | | | | | | | | | | |
| 17 | 24.1 | 3 | 0 | 17 | 15 | 16 | 10 | 0 | 0 | 0 | 0 | 5.55 | 17 | 24.1 | 3 | 0 | 17 | 15 | 16 | 10 | 0 | 0 | 0 | 0 | 5.55 | | | | | | | | | | | | | | | | | | | | | | | | | | |
| CARDBOARD BASEBALL RATINGS | | | | | | | | | | | | | | | | | | | | | | | | | | | | | | | | | | | | | | | | | | | | | | | | | | | |
| ERA | | | | | | | | | | | | | W | | | | | | | | | | | | | BB | | | | | | | | | | | | | K | | | | | | | | | | | | |
| 55 | | | | | | | | | | | | | 3 | | | | | | | | | | | | | 10 | | | | | | | | | | | | | 16 | | | | | | | | | | | | |

| | | | | | | | | | | | | | | | | | | | | | | | | | | | | | | | | | | | | | | | | | | | | | | | | | | | |
|--|-------|---|---|----|----|----|----|----|----|-----|----|------|------------------------------------|-------|---|---|----|----|----|----|----|----|-----|----|------|----|--|--|--|--|--|--|--|--|--|--|--|--|----|--|--|--|--|--|--|--|--|--|--|--|--|
| 823 | | | | | | | | | | | | | AARON SELE | | | | | | | | | | | | | P | | | | | | | | | | | | | | | | | | | | | | | | | |
| HT: 6'5" WT: 205 THROWS: RIGHT BATS: RIGHT | | | | | | | | | | | | | BORN: 6-25-1970, Golden Valley, MN | | | | | | | | | | | | | | | | | | | | | | | | | | | | | | | | | | | | | | |
| 1993 BOSTON RED SOX PITCHING RECORD | | | | | | | | | | | | | | | | | | | | | | | | | | | | | | | | | | | | | | | | | | | | | | | | | | | |
| G | IP | W | L | R | ER | SO | BB | GS | CG | SHO | SV | ERA | G | IP | W | L | R | ER | SO | BB | GS | CG | SHO | SV | ERA | | | | | | | | | | | | | | | | | | | | | | | | | | |
| 18 | 111.2 | 7 | 2 | 42 | 34 | 93 | 48 | 18 | 0 | 0 | 0 | 2.74 | 18 | 111.2 | 7 | 2 | 42 | 34 | 93 | 48 | 18 | 0 | 0 | 0 | 2.74 | | | | | | | | | | | | | | | | | | | | | | | | | | |
| CARDBOARD BASEBALL RATINGS | | | | | | | | | | | | | | | | | | | | | | | | | | | | | | | | | | | | | | | | | | | | | | | | | | | |
| ERA | | | | | | | | | | | | | W | | | | | | | | | | | | | BB | | | | | | | | | | | | | K | | | | | | | | | | | | |
| 27 | | | | | | | | | | | | | 7 | | | | | | | | | | | | | 48 | | | | | | | | | | | | | 93 | | | | | | | | | | | | |

| | | | | | | | | | | | | | | | | | | | | | | | | | | | | | | | | | | | | | | | | | | | | | | | | | | | |
|--|-------|---|----|----|----|----|----|----|----|-----|----|------|-----------------------------|-------|---|----|----|----|----|----|----|----|-----|----|------|----|--|--|--|--|--|--|--|--|--|--|--|--|----|--|--|--|--|--|--|--|--|--|--|--|--|
| 820 | | | | | | | | | | | | | PETE SCHOUREK | | | | | | | | | | | | | P | | | | | | | | | | | | | | | | | | | | | | | | | |
| HT: 6'5" WT: 195 THROWS: LEFT BATS: LEFT | | | | | | | | | | | | | BORN: 5-10-1969, Austin, TX | | | | | | | | | | | | | | | | | | | | | | | | | | | | | | | | | | | | | | |
| 1993 NEW YORK METS PITCHING RECORD | | | | | | | | | | | | | | | | | | | | | | | | | | | | | | | | | | | | | | | | | | | | | | | | | | | |
| G | IP | W | L | R | ER | SO | BB | GS | CG | SHO | SV | ERA | G | IP | W | L | R | ER | SO | BB | GS | CG | SHO | SV | ERA | | | | | | | | | | | | | | | | | | | | | | | | | | |
| 41 | 128.1 | 5 | 12 | 90 | 85 | 72 | 45 | 18 | 0 | 0 | 0 | 5.96 | 41 | 128.1 | 5 | 12 | 90 | 85 | 72 | 45 | 18 | 0 | 0 | 0 | 5.96 | | | | | | | | | | | | | | | | | | | | | | | | | | |
| CARDBOARD BASEBALL RATINGS | | | | | | | | | | | | | | | | | | | | | | | | | | | | | | | | | | | | | | | | | | | | | | | | | | | |
| ERA | | | | | | | | | | | | | W | | | | | | | | | | | | | BB | | | | | | | | | | | | | K | | | | | | | | | | | | |
| 59 | | | | | | | | | | | | | 5 | | | | | | | | | | | | | 45 | | | | | | | | | | | | | 72 | | | | | | | | | | | | |

| | | | | | | | | | | | | | | | | | | | | | | | | | | | | | | | | | | | | | | | | | | | | | | | | | | | |
|--|------|---|---|----|----|----|----|----|----|-----|----|------|-------------------------------|------|---|---|----|----|----|----|----|----|-----|----|------|----|--|--|--|--|--|--|--|--|--|--|--|--|----|--|--|--|--|--|--|--|--|--|--|--|--|
| 824 | | | | | | | | | | | | | FRANK SEMINARA | | | | | | | | | | | | | P | | | | | | | | | | | | | | | | | | | | | | | | | |
| HT: 6'2" WT: 205 THROWS: RIGHT BATS: RIGHT | | | | | | | | | | | | | BORN: 5-16-1967, Brooklyn, NY | | | | | | | | | | | | | | | | | | | | | | | | | | | | | | | | | | | | | | |
| 1993 SAN DIEGO PADRES PITCHING RECORD | | | | | | | | | | | | | | | | | | | | | | | | | | | | | | | | | | | | | | | | | | | | | | | | | | | |
| G | IP | W | L | R | ER | SO | BB | GS | CG | SHO | SV | ERA | G | IP | W | L | R | ER | SO | BB | GS | CG | SHO | SV | ERA | | | | | | | | | | | | | | | | | | | | | | | | | | |
| 18 | 46.1 | 3 | 3 | 30 | 23 | 22 | 21 | 7 | 0 | 0 | 0 | 4.47 | 18 | 46.1 | 3 | 3 | 30 | 23 | 22 | 21 | 7 | 0 | 0 | 0 | 4.47 | | | | | | | | | | | | | | | | | | | | | | | | | | |
| CARDBOARD BASEBALL RATINGS | | | | | | | | | | | | | | | | | | | | | | | | | | | | | | | | | | | | | | | | | | | | | | | | | | | |
| ERA | | | | | | | | | | | | | W | | | | | | | | | | | | | BB | | | | | | | | | | | | | K | | | | | | | | | | | | |
| 44 | | | | | | | | | | | | | 3 | | | | | | | | | | | | | 21 | | | | | | | | | | | | | 22 | | | | | | | | | | | | |

| | | | | | | | | | | | | | | | | | | | | | | | | | | | | | | | | | | | | | | | | | | | | | | | | | | | |
|--|------|---|---|----|----|----|----|----|----|-----|----|------|---------------------------------|------|---|---|----|----|----|----|----|----|-----|----|------|----|----|---|---|---|----|----|----|----|----|-----|----|-----|----|--|--|--|--|--|--|--|--|--|--|--|--|
| 825 | | | | | | | | | | | | | SCOTT SERVICE | | | | | | | | | | | | | P | | | | | | | | | | | | | | | | | | | | | | | | | |
| HT: 6'6" WT: 230 THROWS: RIGHT BATS: RIGHT | | | | | | | | | | | | | BORN: 2-26-1967, Cincinnati, OH | | | | | | | | | | | | | | | | | | | | | | | | | | | | | | | | | | | | | | |
| 1993 CINCINNATI REDS PITCHING RECORD | | | | | | | | | | | | | | | | | | | | | | | | | | | | | | | | | | | | | | | | | | | | | | | | | | | |
| G | IP | W | L | R | ER | SO | BB | GS | CG | SHO | SV | ERA | G | IP | W | L | R | ER | SO | BB | GS | CG | SHO | SV | ERA | G | IP | W | L | R | ER | SO | BB | GS | CG | SHO | SV | ERA | | | | | | | | | | | | | |
| 29 | 46.1 | 2 | 2 | 24 | 22 | 43 | 16 | 0 | 0 | 0 | 2 | 4.30 | 11 | 29.2 | 2 | 4 | 29 | 28 | 9 | 11 | 5 | 0 | 0 | 0 | 8.49 | | | | | | | | | | | | | | | | | | | | | | | | | | |
| CARDBOARD BASEBALL RATINGS | | | | | | | | | | | | | | | | | | | | | | | | | | | | | | | | | | | | | | | | | | | | | | | | | | | |
| ERA | | | | | | | | | | | | | W | | | | | | | | | | | | | BB | | | | | | | | | | | | | K | | | | | | | | | | | | |
| 43 | | | | | | | | | | | | | 2 | | | | | | | | | | | | | 16 | | | | | | | | | | | | | 43 | | | | | | | | | | | | |

| | | | | | | | | | | | | | | | | | | | | | | | | | | | | | | | | | | | | | | | | | | | | | | | | | | | |
|--|------|---|---|----|----|----|----|----|----|-----|----|------|-------------------------------|----|---|---|---|----|----|----|----|----|-----|----|-----|----|----|---|---|---|----|----|----|----|----|-----|----|-----|---|--|--|--|--|--|--|--|--|--|--|--|--|
| 829 | | | | | | | | | | | | | BRYN SMITH | | | | | | | | | | | | | P | | | | | | | | | | | | | | | | | | | | | | | | | |
| HT: 6'2" WT: 200 THROWS: RIGHT BATS: RIGHT | | | | | | | | | | | | | BORN: 8-11-1955, Marietta, GA | | | | | | | | | | | | | | | | | | | | | | | | | | | | | | | | | | | | | | |
| 1993 COLORADO ROCKIES PITCHING RECORD | | | | | | | | | | | | | | | | | | | | | | | | | | | | | | | | | | | | | | | | | | | | | | | | | | | |
| G | IP | W | L | R | ER | SO | BB | GS | CG | SHO | SV | ERA | G | IP | W | L | R | ER | SO | BB | GS | CG | SHO | SV | ERA | G | IP | W | L | R | ER | SO | BB | GS | CG | SHO | SV | ERA | | | | | | | | | | | | | |
| 11 | 29.2 | 2 | 4 | 29 | 28 | 9 | 11 | 5 | 0 | 0 | 0 | 8.49 | | | | | | | | | | | | | | | | | | | | | | | | | | | | | | | | | | | | | | | |
| CARDBOARD BASEBALL RATINGS | | | | | | | | | | | | | | | | | | | | | | | | | | | | | | | | | | | | | | | | | | | | | | | | | | | |
| ERA | | | | | | | | | | | | | W | | | | | | | | | | | | | BB | | | | | | | | | | | | | K | | | | | | | | | | | | |
| 84 | | | | | | | | | | | | | 2 | | | | | | | | | | | | | 11 | | | | | | | | | | | | | 9 | | | | | | | | | | | | |

| | | | | | | | | | | | | | | | | | | | | | | | | | | | | | | | | | | | | | | | | | | | | | | | | | | | |
|--|------|---|---|----|----|----|----|----|----|-----|----|------|--|------|---|---|----|----|----|----|----|----|-----|----|------|----|----|---|---|---|----|----|----|----|----|-----|----|-----|----|--|--|--|--|--|--|--|--|--|--|--|--|
| 826 | | | | | | | | | | | | | JEFF SHAW | | | | | | | | | | | | | P | | | | | | | | | | | | | | | | | | | | | | | | | |
| HT: 6'2" WT: 185 THROWS: RIGHT BATS: RIGHT | | | | | | | | | | | | | BORN: 7-7-1966, Washington Court House, OH | | | | | | | | | | | | | | | | | | | | | | | | | | | | | | | | | | | | | | |
| 1993 MONTREAL EXPOS PITCHING RECORD | | | | | | | | | | | | | | | | | | | | | | | | | | | | | | | | | | | | | | | | | | | | | | | | | | | |
| G | IP | W | L | R | ER | SO | BB | GS | CG | SHO | SV | ERA | G | IP | W | L | R | ER | SO | BB | GS | CG | SHO | SV | ERA | G | IP | W | L | R | ER | SO | BB | GS | CG | SHO | SV | ERA | | | | | | | | | | | | | |
| 55 | 95.2 | 2 | 7 | 47 | 44 | 50 | 32 | 8 | 0 | 0 | 0 | 4.14 | 63 | 58.1 | 2 | 4 | 25 | 25 | 60 | 14 | 0 | 0 | 0 | 46 | 3.88 | | | | | | | | | | | | | | | | | | | | | | | | | | |
| CARDBOARD BASEBALL RATINGS | | | | | | | | | | | | | | | | | | | | | | | | | | | | | | | | | | | | | | | | | | | | | | | | | | | |
| ERA | | | | | | | | | | | | | W | | | | | | | | | | | | | BB | | | | | | | | | | | | | K | | | | | | | | | | | | |
| 41 | | | | | | | | | | | | | 2 | | | | | | | | | | | | | 32 | | | | | | | | | | | | | 50 | | | | | | | | | | | | |

| | | | | | | | | | | | | | | | | | | | | | | | | | | | | | | | | | | | | | | | | | | | | | | | | | | | |
|--|------|---|---|----|----|----|----|----|----|-----|----|------|---------------------------------|----|---|---|---|----|----|----|----|----|-----|----|-----|----|----|---|---|---|----|----|----|----|----|-----|----|-----|----|--|--|--|--|--|--|--|--|--|--|--|--|
| 830 | | | | | | | | | | | | | LEE SMITH | | | | | | | | | | | | | P | | | | | | | | | | | | | | | | | | | | | | | | | |
| HT: 6'5" WT: 220 THROWS: RIGHT BATS: RIGHT | | | | | | | | | | | | | BORN: 12-4-1957, Shreveport, LA | | | | | | | | | | | | | | | | | | | | | | | | | | | | | | | | | | | | | | |
| 1993 NEW YORK YANKEES PITCHING RECORD | | | | | | | | | | | | | | | | | | | | | | | | | | | | | | | | | | | | | | | | | | | | | | | | | | | |
| G | IP | W | L | R | ER | SO | BB | GS | CG | SHO | SV | ERA | G | IP | W | L | R | ER | SO | BB | GS | CG | SHO | SV | ERA | G | IP | W | L | R | ER | SO | BB | GS | CG | SHO | SV | ERA | | | | | | | | | | | | | |
| 63 | 58.1 | 2 | 4 | 25 | 25 | 60 | 14 | 0 | 0 | 0 | 46 | 3.88 | | | | | | | | | | | | | | | | | | | | | | | | | | | | | | | | | | | | | | | |
| CARDBOARD BASEBALL RATINGS | | | | | | | | | | | | | | | | | | | | | | | | | | | | | | | | | | | | | | | | | | | | | | | | | | | |
| ERA | | | | | | | | | | | | | W | | | | | | | | | | | | | BB | | | | | | | | | | | | | K | | | | | | | | | | | | |
| 38 | | | | | | | | | | | | | 2 | | | | | | | | | | | | | 14 | | | | | | | | | | | | | 60 | | | | | | | | | | | | |

| | | | | | | | | | | | | | | | | | | | | | | | | | | | | | | | | | | | | | | | | | | | | | | | | | | | |
|--|------|---|---|----|----|----|----|----|----|-----|----|------|-----------------------------|------|---|---|----|----|----|----|----|----|-----|----|------|----|----|---|---|---|----|----|----|----|----|-----|----|-----|----|--|--|--|--|--|--|--|--|--|--|--|--|
| 827 | | | | | | | | | | | | | HEATHCLIFF SLOCUMB | | | | | | | | | | | | | P | | | | | | | | | | | | | | | | | | | | | | | | | |
| HT: 6'3" WT: 180 THROWS: RIGHT BATS: RIGHT | | | | | | | | | | | | | BORN: 6-7-1966, Jamaica, NY | | | | | | | | | | | | | | | | | | | | | | | | | | | | | | | | | | | | | | |
| 1993 CLEVELAND INDIANS PITCHING RECORD | | | | | | | | | | | | | | | | | | | | | | | | | | | | | | | | | | | | | | | | | | | | | | | | | | | |
| G | IP | W | L | R | ER | SO | BB | GS | CG | SHO | SV | ERA | G | IP | W | L | R | ER | SO | BB | GS | CG | SHO | SV | ERA | G | IP | W | L | R | ER | SO | BB | GS | CG | SHO | SV | ERA | | | | | | | | | | | | | |
| 30 | 38.1 | 4 | 1 | 19 | 17 | 22 | 20 | 0 | 0 | 0 | 0 | 4.03 | 20 | 90.2 | 4 | 8 | 45 | 44 | 53 | 36 | 14 | 0 | 0 | 0 | 4.37 | | | | | | | | | | | | | | | | | | | | | | | | | | |
| CARDBOARD BASEBALL RATINGS | | | | | | | | | | | | | | | | | | | | | | | | | | | | | | | | | | | | | | | | | | | | | | | | | | | |
| ERA | | | | | | | | | | | | | W | | | | | | | | | | | | | BB | | | | | | | | | | | | | K | | | | | | | | | | | | |
| 40 | | | | | | | | | | | | | 4 | | | | | | | | | | | | | 20 | | | | | | | | | | | | | 22 | | | | | | | | | | | | |

| | | | | | | | | | | | | | | | | | | | | | | | | | | | | | | | | | | | | | | | | | | | | | | | | | | | |
|--|------|---|---|----|----|----|----|----|----|-----|----|------|-------------------------------|----|---|---|---|----|----|----|----|----|-----|----|-----|----|----|---|---|---|----|----|----|----|----|-----|----|-----|----|--|--|--|--|--|--|--|--|--|--|--|--|
| 831 | | | | | | | | | | | | | PETE SMITH | | | | | | | | | | | | | P | | | | | | | | | | | | | | | | | | | | | | | | | |
| HT: 6'2" WT: 185 THROWS: RIGHT BATS: RIGHT | | | | | | | | | | | | | BORN: 2-27-1966, Abington, MA | | | | | | | | | | | | | | | | | | | | | | | | | | | | | | | | | | | | | | |
| 1993 ATLANTA BRAVES PITCHING RECORD | | | | | | | | | | | | | | | | | | | | | | | | | | | | | | | | | | | | | | | | | | | | | | | | | | | |
| G | IP | W | L | R | ER | SO | BB | GS | CG | SHO | SV | ERA | G | IP | W | L | R | ER | SO | BB | GS | CG | SHO | SV | ERA | G | IP | W | L | R | ER | SO | BB | GS | CG | SHO | SV | ERA | | | | | | | | | | | | | |
| 20 | 90.2 | 4 | 8 | 45 | 44 | 53 | 36 | 14 | 0 | 0 | 0 | 4.37 | | | | | | | | | | | | | | | | | | | | | | | | | | | | | | | | | | | | | | | |
| CARDBOARD BASEBALL RATINGS | | | | | | | | | | | | | | | | | | | | | | | | | | | | | | | | | | | | | | | | | | | | | | | | | | | |
| ERA | | | | | | | | | | | | | W | | | | | | | | | | | | | BB | | | | | | | | | | | | | K | | | | | | | | | | | | |
| 43 | | | | | | | | | | | | | 4 | | | | | | | | | | | | | 36 | | | | | | | | | | | | | 53 | | | | | | | | | | | | |

| | | | | | | | | | | | | | | | | | | | | | | | | | | | | | | | | | | | | | | | | | | | | | | | | | | | |
|--|-------|---|---|----|----|----|----|----|----|-----|----|------|-----------------------------------|------|---|---|----|----|----|----|----|----|-----|----|------|----|----|---|---|---|----|----|----|----|----|-----|----|-----|----|--|--|--|--|--|--|--|--|--|--|--|--|
| 828 | | | | | | | | | | | | | JOHN SMILEY | | | | | | | | | | | | | P | | | | | | | | | | | | | | | | | | | | | | | | | |
| HT: 6'4" WT: 180 THROWS: LEFT BATS: LEFT | | | | | | | | | | | | | BORN: 3-17-1965, Phoenixville, PA | | | | | | | | | | | | | | | | | | | | | | | | | | | | | | | | | | | | | | |
| 1993 CINCINNATI REDS PITCHING RECORD | | | | | | | | | | | | | | | | | | | | | | | | | | | | | | | | | | | | | | | | | | | | | | | | | | | |
| G | IP | W | L | R | ER | SO | BB | GS | CG | SHO | SV | ERA | G | IP | W | L | R | ER | SO | BB | GS | CG | SHO | SV | ERA | G | IP | W | L | R | ER | SO | BB | GS | CG | SHO | SV | ERA | | | | | | | | | | | | | |
| 18 | 105.2 | 3 | 9 | 69 | 66 | 60 | 31 | 18 | 2 | 0 | 0 | 5.62 | 14 | 83.1 | 3 | 7 | 43 | 42 | 32 | 22 | 14 | 1 | 0 | 0 | 4.55 | | | | | | | | | | | | | | | | | | | | | | | | | | |
| CARDBOARD BASEBALL RATINGS | | | | | | | | | | | | | | | | | | | | | | | | | | | | | | | | | | | | | | | | | | | | | | | | | | | |
| ERA | | | | | | | | | | | | | W | | | | | | | | | | | | | BB | | | | | | | | | | | | | K | | | | | | | | | | | | |
| 56 | | | | | | | | | | | | | 3 | | | | | | | | | | | | | 31 | | | | | | | | | | | | | 60 | | | | | | | | | | | | |

| | | | | | | | | | | | | | | | | | | | | | | | | | | | | | | | | | | | | | | | | | | | | | | | | | | | |
|--|------|---|---|----|----|----|----|----|----|-----|----|------|-------------------------------|----|---|---|---|----|----|----|----|----|-----|----|-----|----|----|---|---|---|----|----|----|----|----|-----|----|-----|----|--|--|--|--|--|--|--|--|--|--|--|--|
| 832 | | | | | | | | | | | | | ZANE SMITH | | | | | | | | | | | | | P | | | | | | | | | | | | | | | | | | | | | | | | | |
| HT: 6'2" WT: 185 THROWS: LEFT BATS: LEFT | | | | | | | | | | | | | BORN: 12-28-1960, Madison, WI | | | | | | | | | | | | | | | | | | | | | | | | | | | | | | | | | | | | | | |
| 1993 PITTSBURGH PIRATES PITCHING RECORD | | | | | | | | | | | | | | | | | | | | | | | | | | | | | | | | | | | | | | | | | | | | | | | | | | | |
| G | IP | W | L | R | ER | SO | BB | GS | CG | SHO | SV | ERA | G | IP | W | L | R | ER | SO | BB | GS | CG | SHO | SV | ERA | G | IP | W | L | R | ER | SO | BB | GS | CG | SHO | SV | ERA | | | | | | | | | | | | | |
| 14 | 83.1 | 3 | 7 | 43 | 42 | 32 | 22 | 14 | 1 | 0 | 0 | 4.55 | | | | | | | | | | | | | | | | | | | | | | | | | | | | | | | | | | | | | | | |
| CARDBOARD BASEBALL RATINGS | | | | | | | | | | | | | | | | | | | | | | | | | | | | | | | | | | | | | | | | | | | | | | | | | | | |
| ERA | | | | | | | | | | | | | W | | | | | | | | | | | | | BB | | | | | | | | | | | | | K | | | | | | | | | | | | |
| 45 | | | | | | | | | | | | | 3 | | | | | | | | | | | | | 22 | | | | | | | | | | | | | 32 | | | | | | | | | | | | |

| | | | | | | | | | | | | | |
|--|-------------|----|----|-----|-----|-----|-----|-----|----|-----|----|------|---|
| 833 | JOHN SMOLTZ | | | | | | | | | | | | P |
| HT: 6'3" WT: 210 THROWS: RIGHT BATS: RIGHT BORN: 5-15-1967, Detroit, MI | | | | | | | | | | | | | |
| 1993 ATLANTA BRAVES PITCHING RECORD | | | | | | | | | | | | | |
| G | IP | W | L | R | ER | SO | BB | GS | CG | SHO | SV | ERA | |
| 35 | 243.2 | 15 | 11 | 104 | 98 | 208 | 100 | 35 | 3 | 1 | 0 | 3.62 | |
| CARDBOARD BASEBALL RATINGS | | | | | | | | | | | | | |
| ERA | | W | | | BB | | | K | | | | | |
| 36 | | 15 | | | 100 | | | 208 | | | | | |

| | | | | | | | | | | | | | |
|--|--------------|----|---|----|----|----|----|----|----|-----|----|------|---|
| 837 | DAVE STEWART | | | | | | | | | | | | P |
| HT: 6'2" WT: 200 THROWS: RIGHT BATS: RIGHT BORN: 2-19-1957, Oakland, CA | | | | | | | | | | | | | |
| 1993 TORONTO BLUE JAYS PITCHING RECORD | | | | | | | | | | | | | |
| G | IP | W | L | R | ER | SO | BB | GS | CG | SHO | SV | ERA | |
| 26 | 162.1 | 12 | 8 | 86 | 80 | 96 | 72 | 26 | 0 | 0 | 0 | 4.44 | |
| CARDBOARD BASEBALL RATINGS | | | | | | | | | | | | | |
| ERA | | W | | | BB | | | K | | | | | |
| 44 | | 12 | | | 72 | | | 96 | | | | | |

| | | | | | | | | | | | | | |
|---|----------------|---|---|----|----|----|----|----|----|-----|----|------|---|
| 834 | JERRY SPRADLIN | | | | | | | | | | | | P |
| HT: 6'7" WT: 230 THROWS: RIGHT BATS: BOTH BORN: 6-14-1967, Fullerton, CA | | | | | | | | | | | | | |
| 1993 CINCINNATI REDS PITCHING RECORD | | | | | | | | | | | | | |
| G | IP | W | L | R | ER | SO | BB | GS | CG | SHO | SV | ERA | |
| 37 | 49.1 | 2 | 1 | 20 | 19 | 24 | 9 | 0 | 0 | 0 | 2 | 3.49 | |
| CARDBOARD BASEBALL RATINGS | | | | | | | | | | | | | |
| ERA | | W | | | BB | | | K | | | | | |
| 34 | | 2 | | | 9 | | | 24 | | | | | |

| | | | | | | | | | | | | | |
|--|------------|---|---|----|----|----|----|----|----|-----|----|------|---|
| 838 | DAVE STIEB | | | | | | | | | | | | P |
| HT: 6'0" WT: 185 THROWS: RIGHT BATS: RIGHT BORN: 7-22-1957, Santa Ana, CA | | | | | | | | | | | | | |
| 1993 CHICAGO WHITE SOX PITCHING RECORD | | | | | | | | | | | | | |
| G | IP | W | L | R | ER | SO | BB | GS | CG | SHO | SV | ERA | |
| 4 | 22.1 | 1 | 3 | 17 | 15 | 11 | 14 | 4 | 0 | 0 | 0 | 6.04 | |
| CARDBOARD BASEBALL RATINGS | | | | | | | | | | | | | |
| ERA | | W | | | BB | | | K | | | | | |
| 60 | | 1 | | | 14 | | | 11 | | | | | |

| | | | | | | | | | | | | | |
|---|---------------|---|---|----|----|----|----|----|----|-----|----|------|---|
| 835 | RUSS SPRINGER | | | | | | | | | | | | P |
| HT: 6'4" WT: 225 THROWS: RIGHT BATS: RIGHT BORN: 11-7-1968, Alexandria, LA | | | | | | | | | | | | | |
| 1993 CALIFORNIA ANGELS PITCHING RECORD | | | | | | | | | | | | | |
| G | IP | W | L | R | ER | SO | BB | GS | CG | SHO | SV | ERA | |
| 14 | 60.1 | 1 | 6 | 48 | 48 | 31 | 32 | 9 | 1 | 0 | 0 | 7.20 | |
| CARDBOARD BASEBALL RATINGS | | | | | | | | | | | | | |
| ERA | | W | | | BB | | | K | | | | | |
| 72 | | 1 | | | 32 | | | 31 | | | | | |

| | | | | | | | | | | | | | |
|---|-----------------|----|----|-----|----|----|----|----|----|-----|----|------|---|
| 839 | TODD STOTTEMYRE | | | | | | | | | | | | P |
| HT: 6'3" WT: 195 THROWS: RIGHT BATS: LEFT BORN: 5-20-1965, Sunnyside, WA | | | | | | | | | | | | | |
| 1993 TORONTO BLUE JAYS PITCHING RECORD | | | | | | | | | | | | | |
| G | IP | W | L | R | ER | SO | BB | GS | CG | SHO | SV | ERA | |
| 30 | 176.2 | 11 | 12 | 107 | 95 | 98 | 69 | 28 | 1 | 1 | 0 | 4.84 | |
| CARDBOARD BASEBALL RATINGS | | | | | | | | | | | | | |
| ERA | | W | | | BB | | | K | | | | | |
| 48 | | 11 | | | 69 | | | 98 | | | | | |

| | | | | | | | | | | | | | |
|---|--------------|---|---|----|----|----|----|----|----|-----|----|------|---|
| 836 | MIKE STANTON | | | | | | | | | | | | P |
| HT: 6'1" WT: 190 THROWS: LEFT BATS: LEFT BORN: 6-2-1967, Houston, TX | | | | | | | | | | | | | |
| 1993 ATLANTA BRAVES PITCHING RECORD | | | | | | | | | | | | | |
| G | IP | W | L | R | ER | SO | BB | GS | CG | SHO | SV | ERA | |
| 63 | 52.1 | 4 | 6 | 35 | 27 | 43 | 29 | 0 | 0 | 0 | 27 | 4.67 | |
| CARDBOARD BASEBALL RATINGS | | | | | | | | | | | | | |
| ERA | | W | | | BB | | | K | | | | | |
| 46 | | 4 | | | 29 | | | 43 | | | | | |

| | | | | | | | | | | | | | |
|--|----------------|----|----|-----|-----|----|----|----|----|-----|----|------|---|
| 840 | RICK SUTCLIFFE | | | | | | | | | | | | P |
| HT: 6'7" WT: 215 THROWS: RIGHT BATS: LEFT BORN: 6-21-1956, Independence, MO | | | | | | | | | | | | | |
| 1993 BALTIMORE ORIOLES PITCHING RECORD | | | | | | | | | | | | | |
| G | IP | W | L | R | ER | SO | BB | GS | CG | SHO | SV | ERA | |
| 29 | 166.1 | 10 | 10 | 112 | 106 | 80 | 74 | 28 | 3 | 0 | 0 | 5.75 | |
| CARDBOARD BASEBALL RATINGS | | | | | | | | | | | | | |
| ERA | | W | | | BB | | | K | | | | | |
| 57 | | 10 | | | 74 | | | 80 | | | | | |

| | | | | | | | | | | | | | | | | | | | | | | | | | | | | | | | | | | | | | | | | | | | | | | | | | | | |
|--|-------|----|---|----|----|-----|----|----|----|-----|----|------|--------------------------------|------|---|---|----|----|----|----|----|----|-----|----|------|----|----|---|---|---|----|----|----|----|----|-----|----|-----|-----|--|--|--|--|--|--|--|--|--|--|--|--|
| 841 | | | | | | | | | | | | | BILL SWIFT | | | | | | | | | | | | | P | | | | | | | | | | | | | | | | | | | | | | | | | |
| HT: 6'0" WT: 170 THROWS: RIGHT BATS: RIGHT | | | | | | | | | | | | | BORN: 10-27-1961, Portland, ME | | | | | | | | | | | | | | | | | | | | | | | | | | | | | | | | | | | | | | |
| 1993 SAN FRANCISCO GIANTS PITCHING RECORD | | | | | | | | | | | | | | | | | | | | | | | | | | | | | | | | | | | | | | | | | | | | | | | | | | | |
| G | IP | W | L | R | ER | SO | BB | GS | CG | SHO | SV | ERA | G | IP | W | L | R | ER | SO | BB | GS | CG | SHO | SV | ERA | G | IP | W | L | R | ER | SO | BB | GS | CG | SHO | SV | ERA | | | | | | | | | | | | | |
| 34 | 232.2 | 21 | 8 | 82 | 73 | 157 | 55 | 34 | 1 | 1 | 0 | 2.82 | 8 | 37.1 | 2 | 2 | 29 | 27 | 19 | 13 | 7 | 0 | 0 | 0 | 6.57 | | | | | | | | | | | | | | | | | | | | | | | | | | |
| CARDBOARD BASEBALL RATINGS | | | | | | | | | | | | | | | | | | | | | | | | | | | | | | | | | | | | | | | | | | | | | | | | | | | |
| ERA | | | | | | | | | | | | | W | | | | | | | | | | | | | BB | | | | | | | | | | | | | K | | | | | | | | | | | | |
| 28 | | | | | | | | | | | | | 21 | | | | | | | | | | | | | 55 | | | | | | | | | | | | | 157 | | | | | | | | | | | | |

| | | | | | | | | | | | | | | | | | | | | | | | | | | | | | | | | | | | | | | | | | | | | | | | | | | | |
|---|-------|----|---|----|----|-----|----|----|----|-----|----|------|---------------------------------|------|---|---|----|----|----|----|----|----|-----|----|------|----|----|---|---|---|----|----|----|----|----|-----|----|-----|----|--|--|--|--|--|--|--|--|--|--|--|--|
| 845 | | | | | | | | | | | | | JULIAN TAVAREZ | | | | | | | | | | | | | P | | | | | | | | | | | | | | | | | | | | | | | | | |
| HT: 6'2" WT: 195 THROWS: RIGHT BATS: LEFT | | | | | | | | | | | | | BORN: 5-22-1973, Santiago, D.R. | | | | | | | | | | | | | | | | | | | | | | | | | | | | | | | | | | | | | | |
| 1993 CLEVELAND INDIANS PITCHING RECORD | | | | | | | | | | | | | | | | | | | | | | | | | | | | | | | | | | | | | | | | | | | | | | | | | | | |
| G | IP | W | L | R | ER | SO | BB | GS | CG | SHO | SV | ERA | G | IP | W | L | R | ER | SO | BB | GS | CG | SHO | SV | ERA | G | IP | W | L | R | ER | SO | BB | GS | CG | SHO | SV | ERA | | | | | | | | | | | | | |
| 34 | 232.2 | 21 | 8 | 82 | 73 | 157 | 55 | 34 | 1 | 1 | 0 | 2.82 | 8 | 37.1 | 2 | 2 | 29 | 27 | 19 | 13 | 7 | 0 | 0 | 0 | 6.57 | | | | | | | | | | | | | | | | | | | | | | | | | | |
| CARDBOARD BASEBALL RATINGS | | | | | | | | | | | | | | | | | | | | | | | | | | | | | | | | | | | | | | | | | | | | | | | | | | | |
| ERA | | | | | | | | | | | | | W | | | | | | | | | | | | | BB | | | | | | | | | | | | | K | | | | | | | | | | | | |
| 65 | | | | | | | | | | | | | 2 | | | | | | | | | | | | | 13 | | | | | | | | | | | | | 19 | | | | | | | | | | | | |

| | | | | | | | | | | | | | | | | | | | | | | | | | | | | | | | | | | | | | | | | | | | | | | | | | | | |
|---|-------|----|----|----|----|-----|----|----|----|-----|----|------|--------------------------------|------|---|---|----|----|----|----|----|----|-----|----|------|----|----|---|---|---|----|----|----|----|----|-----|----|-----|-----|--|--|--|--|--|--|--|--|--|--|--|--|
| 842 | | | | | | | | | | | | | GREG SWINDELL | | | | | | | | | | | | | P | | | | | | | | | | | | | | | | | | | | | | | | | |
| HT: 6'2" WT: 225 THROWS: LEFT BATS: RIGHT | | | | | | | | | | | | | BORN: 1-2-1965, Fort Worth, TX | | | | | | | | | | | | | | | | | | | | | | | | | | | | | | | | | | | | | | |
| 1993 HOUSTON ASTROS PITCHING RECORD | | | | | | | | | | | | | | | | | | | | | | | | | | | | | | | | | | | | | | | | | | | | | | | | | | | |
| G | IP | W | L | R | ER | SO | BB | GS | CG | SHO | SV | ERA | G | IP | W | L | R | ER | SO | BB | GS | CG | SHO | SV | ERA | G | IP | W | L | R | ER | SO | BB | GS | CG | SHO | SV | ERA | | | | | | | | | | | | | |
| 31 | 190.1 | 12 | 13 | 98 | 88 | 124 | 40 | 30 | 1 | 1 | 0 | 4.16 | 36 | 68.1 | 0 | 5 | 53 | 49 | 45 | 49 | 7 | 0 | 0 | 0 | 6.45 | | | | | | | | | | | | | | | | | | | | | | | | | | |
| CARDBOARD BASEBALL RATINGS | | | | | | | | | | | | | | | | | | | | | | | | | | | | | | | | | | | | | | | | | | | | | | | | | | | |
| ERA | | | | | | | | | | | | | W | | | | | | | | | | | | | BB | | | | | | | | | | | | | K | | | | | | | | | | | | |
| 41 | | | | | | | | | | | | | 12 | | | | | | | | | | | | | 40 | | | | | | | | | | | | | 124 | | | | | | | | | | | | |

| | | | | | | | | | | | | | | | | | | | | | | | | | | | | | | | | | | | | | | | | | | | | | | | | | | | |
|--|-------|----|----|----|----|-----|----|----|----|-----|----|------|------------------------------|------|---|---|----|----|----|----|----|----|-----|----|------|----|----|---|---|---|----|----|----|----|----|-----|----|-----|----|--|--|--|--|--|--|--|--|--|--|--|--|
| 846 | | | | | | | | | | | | | KERRY TAYLOR | | | | | | | | | | | | | P | | | | | | | | | | | | | | | | | | | | | | | | | |
| HT: 6'3" WT: 200 THROWS: RIGHT BATS: RIGHT | | | | | | | | | | | | | BORN: 1-25-1971, Bemidji, MN | | | | | | | | | | | | | | | | | | | | | | | | | | | | | | | | | | | | | | |
| 1993 SAN DIEGO PADRES PITCHING RECORD | | | | | | | | | | | | | | | | | | | | | | | | | | | | | | | | | | | | | | | | | | | | | | | | | | | |
| G | IP | W | L | R | ER | SO | BB | GS | CG | SHO | SV | ERA | G | IP | W | L | R | ER | SO | BB | GS | CG | SHO | SV | ERA | G | IP | W | L | R | ER | SO | BB | GS | CG | SHO | SV | ERA | | | | | | | | | | | | | |
| 31 | 190.1 | 12 | 13 | 98 | 88 | 124 | 40 | 30 | 1 | 1 | 0 | 4.16 | 36 | 68.1 | 0 | 5 | 53 | 49 | 45 | 49 | 7 | 0 | 0 | 0 | 6.45 | | | | | | | | | | | | | | | | | | | | | | | | | | |
| CARDBOARD BASEBALL RATINGS | | | | | | | | | | | | | | | | | | | | | | | | | | | | | | | | | | | | | | | | | | | | | | | | | | | |
| ERA | | | | | | | | | | | | | W | | | | | | | | | | | | | BB | | | | | | | | | | | | | K | | | | | | | | | | | | |
| 64 | | | | | | | | | | | | | 0 | | | | | | | | | | | | | 49 | | | | | | | | | | | | | 45 | | | | | | | | | | | | |

| | | | | | | | | | | | | | | | | | | | | | | | | | | | | | | | | | | | | | | | | | | | | | | | | | | | |
|--|-------|---|----|-----|----|-----|----|----|----|-----|----|------|-----------------------------|------|---|---|----|----|----|----|----|----|-----|----|------|----|----|---|---|---|----|----|----|----|----|-----|----|-----|-----|--|--|--|--|--|--|--|--|--|--|--|--|
| 843 | | | | | | | | | | | | | FRANK TANANA | | | | | | | | | | | | | P | | | | | | | | | | | | | | | | | | | | | | | | | |
| HT: 6'2" WT: 180 THROWS: LEFT BATS: LEFT | | | | | | | | | | | | | BORN: 7-3-1953, Detroit, MI | | | | | | | | | | | | | | | | | | | | | | | | | | | | | | | | | | | | | | |
| 1993 NEW YORK YANKEES PITCHING RECORD | | | | | | | | | | | | | | | | | | | | | | | | | | | | | | | | | | | | | | | | | | | | | | | | | | | |
| G | IP | W | L | R | ER | SO | BB | GS | CG | SHO | SV | ERA | G | IP | W | L | R | ER | SO | BB | GS | CG | SHO | SV | ERA | G | IP | W | L | R | ER | SO | BB | GS | CG | SHO | SV | ERA | | | | | | | | | | | | | |
| 32 | 202.2 | 7 | 17 | 110 | 98 | 116 | 55 | 32 | 0 | 0 | 0 | 4.35 | 24 | 75.2 | 6 | 2 | 40 | 40 | 35 | 21 | 7 | 0 | 0 | 0 | 4.76 | | | | | | | | | | | | | | | | | | | | | | | | | | |
| CARDBOARD BASEBALL RATINGS | | | | | | | | | | | | | | | | | | | | | | | | | | | | | | | | | | | | | | | | | | | | | | | | | | | |
| ERA | | | | | | | | | | | | | W | | | | | | | | | | | | | BB | | | | | | | | | | | | | K | | | | | | | | | | | | |
| 43 | | | | | | | | | | | | | 7 | | | | | | | | | | | | | 55 | | | | | | | | | | | | | 116 | | | | | | | | | | | | |

| | | | | | | | | | | | | | | | | | | | | | | | | | | | | | | | | | | | | | | | | | | | | | | | | | | | |
|--|-------|---|----|-----|----|-----|----|----|----|-----|----|------|----------------------------------|------|---|---|----|----|----|----|----|----|-----|----|------|----|----|---|---|---|----|----|----|----|----|-----|----|-----|----|--|--|--|--|--|--|--|--|--|--|--|--|
| 847 | | | | | | | | | | | | | DAVE TELGHEDER | | | | | | | | | | | | | P | | | | | | | | | | | | | | | | | | | | | | | | | |
| HT: 6'3" WT: 212 THROWS: RIGHT BATS: RIGHT | | | | | | | | | | | | | BORN: 11-11-1966, Middletown, NY | | | | | | | | | | | | | | | | | | | | | | | | | | | | | | | | | | | | | | |
| 1993 NEW YORK METS PITCHING RECORD | | | | | | | | | | | | | | | | | | | | | | | | | | | | | | | | | | | | | | | | | | | | | | | | | | | |
| G | IP | W | L | R | ER | SO | BB | GS | CG | SHO | SV | ERA | G | IP | W | L | R | ER | SO | BB | GS | CG | SHO | SV | ERA | G | IP | W | L | R | ER | SO | BB | GS | CG | SHO | SV | ERA | | | | | | | | | | | | | |
| 32 | 202.2 | 7 | 17 | 110 | 98 | 116 | 55 | 32 | 0 | 0 | 0 | 4.35 | 24 | 75.2 | 6 | 2 | 40 | 40 | 35 | 21 | 7 | 0 | 0 | 0 | 4.76 | | | | | | | | | | | | | | | | | | | | | | | | | | |
| CARDBOARD BASEBALL RATINGS | | | | | | | | | | | | | | | | | | | | | | | | | | | | | | | | | | | | | | | | | | | | | | | | | | | |
| ERA | | | | | | | | | | | | | W | | | | | | | | | | | | | BB | | | | | | | | | | | | | K | | | | | | | | | | | | |
| 47 | | | | | | | | | | | | | 6 | | | | | | | | | | | | | 21 | | | | | | | | | | | | | 35 | | | | | | | | | | | | |

| | | | | | | | | | | | | | | | | | | | | | | | | | | | | | | | | | | | | | | | | | | | | | | | | | | | |
|--|-------|----|----|-----|-----|-----|----|----|----|-----|----|------|---------------------------------|-------|----|----|----|----|----|----|----|----|-----|----|------|----|----|---|---|---|----|----|----|----|----|-----|----|-----|-----|--|--|--|--|--|--|--|--|--|--|--|--|
| 844 | | | | | | | | | | | | | KEVIN TAPANI | | | | | | | | | | | | | P | | | | | | | | | | | | | | | | | | | | | | | | | |
| HT: 6'0" WT: 180 THROWS: RIGHT BATS: RIGHT | | | | | | | | | | | | | BORN: 2-18-1964, Des Moines, IA | | | | | | | | | | | | | | | | | | | | | | | | | | | | | | | | | | | | | | |
| 1993 MINNESOTA TWINS PITCHING RECORD | | | | | | | | | | | | | | | | | | | | | | | | | | | | | | | | | | | | | | | | | | | | | | | | | | | |
| G | IP | W | L | R | ER | SO | BB | GS | CG | SHO | SV | ERA | G | IP | W | L | R | ER | SO | BB | GS | CG | SHO | SV | ERA | G | IP | W | L | R | ER | SO | BB | GS | CG | SHO | SV | ERA | | | | | | | | | | | | | |
| 36 | 225.2 | 12 | 15 | 123 | 111 | 150 | 57 | 35 | 3 | 1 | 0 | 4.43 | 32 | 213.2 | 17 | 10 | 99 | 91 | 97 | 20 | 32 | 2 | 0 | 0 | 3.83 | | | | | | | | | | | | | | | | | | | | | | | | | | |
| CARDBOARD BASEBALL RATINGS | | | | | | | | | | | | | | | | | | | | | | | | | | | | | | | | | | | | | | | | | | | | | | | | | | | |
| ERA | | | | | | | | | | | | | W | | | | | | | | | | | | | BB | | | | | | | | | | | | | K | | | | | | | | | | | | |
| 44 | | | | | | | | | | | | | 12 | | | | | | | | | | | | | 57 | | | | | | | | | | | | | 150 | | | | | | | | | | | | |

| | | | | | | | | | | | | | | | | | | | | | | | | | | | | | | | | | | | | | | | | | | | | | | | | | | | |
|--|-------|----|----|----|----|----|----|----|----|-----|----|------|-------------------------------|-------|----|----|----|----|----|----|----|----|-----|----|------|----|----|---|---|---|----|----|----|----|----|-----|----|-----|----|--|--|--|--|--|--|--|--|--|--|--|--|
| 848 | | | | | | | | | | | | | BOB TEWKSBURY | | | | | | | | | | | | | P | | | | | | | | | | | | | | | | | | | | | | | | | |
| HT: 6'4" WT: 200 THROWS: RIGHT BATS: RIGHT | | | | | | | | | | | | | BORN: 11-30-1960, Concord, NH | | | | | | | | | | | | | | | | | | | | | | | | | | | | | | | | | | | | | | |
| 1993 ST. LOUIS CARDINALS PITCHING RECORD | | | | | | | | | | | | | | | | | | | | | | | | | | | | | | | | | | | | | | | | | | | | | | | | | | | |
| G | IP | W | L | R | ER | SO | BB | GS | CG | SHO | SV | ERA | G | IP | W | L | R | ER | SO | BB | GS | CG | SHO | SV | ERA | G | IP | W | L | R | ER | SO | BB | GS | CG | SHO | SV | ERA | | | | | | | | | | | | | |
| 32 | 213.2 | 17 | 10 | 99 | 91 | 97 | 20 | 32 | 2 | 0 | 0 | 3.83 | 32 | 213.2 | 17 | 10 | 99 | 91 | 97 | 20 | 32 | 2 | 0 | 0 | 3.83 | | | | | | | | | | | | | | | | | | | | | | | | | | |
| CARDBOARD BASEBALL RATINGS | | | | | | | | | | | | | | | | | | | | | | | | | | | | | | | | | | | | | | | | | | | | | | | | | | | |
| ERA | | | | | | | | | | | | | W | | | | | | | | | | | | | BB | | | | | | | | | | | | | K | | | | | | | | | | | | |
| 38 | | | | | | | | | | | | | 17 | | | | | | | | | | | | | 20 | | | | | | | | | | | | | 97 | | | | | | | | | | | | |

| | | | | | | | | | | | | | | | | | | | | | | | | | | | | | | | | | | | | | | | | | | | | | | | | | | | |
|--|------|---|---|----|----|----|----|----|----|-----|----|------|----------------------------------|------|---|---|----|----|----|----|----|----|-----|----|------|----|--|--|--|--|--|--|--|--|--|--|--|--|----|--|--|--|--|--|--|--|--|--|--|--|--|
| 849 | | | | | | | | | | | | | BOBBY THIGPEN | | | | | | | | | | | | | P | | | | | | | | | | | | | | | | | | | | | | | | | |
| HT: 6'3" WT: 195 THROWS: RIGHT BATS: RIGHT | | | | | | | | | | | | | BORN: 7-17-1963, Tallahassee, FL | | | | | | | | | | | | | | | | | | | | | | | | | | | | | | | | | | | | | | |
| 1993 PHILADELPHIA PHILLIES PITCHING RECORD | | | | | | | | | | | | | | | | | | | | | | | | | | | | | | | | | | | | | | | | | | | | | | | | | | | |
| G | IP | W | L | R | ER | SO | BB | GS | CG | SHO | SV | ERA | G | IP | W | L | R | ER | SO | BB | GS | CG | SHO | SV | ERA | | | | | | | | | | | | | | | | | | | | | | | | | | |
| 42 | 54.1 | 3 | 1 | 38 | 35 | 29 | 21 | 0 | 0 | 0 | 1 | 5.83 | 8 | 44.2 | 3 | 5 | 21 | 20 | 23 | 27 | 8 | 0 | 0 | 0 | 4.03 | | | | | | | | | | | | | | | | | | | | | | | | | | |
| CARDBOARD BASEBALL RATINGS | | | | | | | | | | | | | | | | | | | | | | | | | | | | | | | | | | | | | | | | | | | | | | | | | | | |
| ERA | | | | | | | | | | | | | W | | | | | | | | | | | | | BB | | | | | | | | | | | | | K | | | | | | | | | | | | |
| 58 | | | | | | | | | | | | | 3 | | | | | | | | | | | | | 21 | | | | | | | | | | | | | 29 | | | | | | | | | | | | |

| | | | | | | | | | | | | | | | | | | | | | | | | | | | | | | | | | | | | | | | | | | | | | | | | | | | |
|---|------|---|---|----|----|----|----|----|----|-----|----|------|---|----|---|---|---|----|----|----|----|----|-----|----|-----|----|--|--|--|--|--|--|--|--|--|--|--|--|----|--|--|--|--|--|--|--|--|--|--|--|--|
| 853 | | | | | | | | | | | | | SALOMON TORRES | | | | | | | | | | | | | P | | | | | | | | | | | | | | | | | | | | | | | | | |
| HT: 5'11" WT: 150 THROWS: RIGHT BATS: RIGHT | | | | | | | | | | | | | BORN: 3-11-1972, San Pedro de Macoris, D.R. | | | | | | | | | | | | | | | | | | | | | | | | | | | | | | | | | | | | | | |
| 1993 SAN FRANCISCO GIANTS PITCHING RECORD | | | | | | | | | | | | | | | | | | | | | | | | | | | | | | | | | | | | | | | | | | | | | | | | | | | |
| G | IP | W | L | R | ER | SO | BB | GS | CG | SHO | SV | ERA | G | IP | W | L | R | ER | SO | BB | GS | CG | SHO | SV | ERA | | | | | | | | | | | | | | | | | | | | | | | | | | |
| 8 | 44.2 | 3 | 5 | 21 | 20 | 23 | 27 | 8 | 0 | 0 | 0 | 4.03 | | | | | | | | | | | | | | | | | | | | | | | | | | | | | | | | | | | | | | | |
| CARDBOARD BASEBALL RATINGS | | | | | | | | | | | | | | | | | | | | | | | | | | | | | | | | | | | | | | | | | | | | | | | | | | | |
| ERA | | | | | | | | | | | | | W | | | | | | | | | | | | | BB | | | | | | | | | | | | | K | | | | | | | | | | | | |
| 40 | | | | | | | | | | | | | 3 | | | | | | | | | | | | | 27 | | | | | | | | | | | | | 23 | | | | | | | | | | | | |

| | | | | | | | | | | | | | | | | | | | | | | | | | | | | | | | | | | | | | | | | | | | | | | | | | | | |
|--|------|---|---|----|----|----|----|----|----|-----|----|------|------------------------------|------|---|---|----|----|----|----|----|----|-----|----|------|----|--|--|--|--|--|--|--|--|--|--|--|--|----|--|--|--|--|--|--|--|--|--|--|--|--|
| 850 | | | | | | | | | | | | | MIKE TIMLIN | | | | | | | | | | | | | P | | | | | | | | | | | | | | | | | | | | | | | | | |
| HT: 6'4" WT: 205 THROWS: RIGHT BATS: RIGHT | | | | | | | | | | | | | BORN: 3-10-1966, Midland, TX | | | | | | | | | | | | | | | | | | | | | | | | | | | | | | | | | | | | | | |
| 1993 TORONTO BLUE JAYS PITCHING RECORD | | | | | | | | | | | | | | | | | | | | | | | | | | | | | | | | | | | | | | | | | | | | | | | | | | | |
| G | IP | W | L | R | ER | SO | BB | GS | CG | SHO | SV | ERA | G | IP | W | L | R | ER | SO | BB | GS | CG | SHO | SV | ERA | | | | | | | | | | | | | | | | | | | | | | | | | | |
| 54 | 55.2 | 4 | 2 | 32 | 29 | 49 | 27 | 0 | 0 | 0 | 1 | 4.69 | 41 | 64.1 | 1 | 2 | 32 | 29 | 41 | 21 | 0 | 0 | 0 | 1 | 4.08 | | | | | | | | | | | | | | | | | | | | | | | | | | |
| CARDBOARD BASEBALL RATINGS | | | | | | | | | | | | | | | | | | | | | | | | | | | | | | | | | | | | | | | | | | | | | | | | | | | |
| ERA | | | | | | | | | | | | | W | | | | | | | | | | | | | BB | | | | | | | | | | | | | K | | | | | | | | | | | | |
| 46 | | | | | | | | | | | | | 4 | | | | | | | | | | | | | 27 | | | | | | | | | | | | | 49 | | | | | | | | | | | | |

| | | | | | | | | | | | | | | | | | | | | | | | | | | | | | | | | | | | | | | | | | | | | | | | | | | | |
|--|------|---|---|----|----|----|----|----|----|-----|----|------|------------------------------|----|---|---|---|----|----|----|----|----|-----|----|-----|----|--|--|--|--|--|--|--|--|--|--|--|--|----|--|--|--|--|--|--|--|--|--|--|--|--|
| 854 | | | | | | | | | | | | | RICKY TRLICEK | | | | | | | | | | | | | P | | | | | | | | | | | | | | | | | | | | | | | | | |
| HT: 6'3" WT: 200 THROWS: RIGHT BATS: RIGHT | | | | | | | | | | | | | BORN: 4-26-1969, Houston, TX | | | | | | | | | | | | | | | | | | | | | | | | | | | | | | | | | | | | | | |
| 1993 LOS ANGELES DODGERS PITCHING RECORD | | | | | | | | | | | | | | | | | | | | | | | | | | | | | | | | | | | | | | | | | | | | | | | | | | | |
| G | IP | W | L | R | ER | SO | BB | GS | CG | SHO | SV | ERA | G | IP | W | L | R | ER | SO | BB | GS | CG | SHO | SV | ERA | | | | | | | | | | | | | | | | | | | | | | | | | | |
| 41 | 64.1 | 1 | 2 | 32 | 29 | 41 | 21 | 0 | 0 | 0 | 1 | 4.08 | | | | | | | | | | | | | | | | | | | | | | | | | | | | | | | | | | | | | | | |
| CARDBOARD BASEBALL RATINGS | | | | | | | | | | | | | | | | | | | | | | | | | | | | | | | | | | | | | | | | | | | | | | | | | | | |
| ERA | | | | | | | | | | | | | W | | | | | | | | | | | | | BB | | | | | | | | | | | | | K | | | | | | | | | | | | |
| 40 | | | | | | | | | | | | | 1 | | | | | | | | | | | | | 21 | | | | | | | | | | | | | 41 | | | | | | | | | | | | |

| | | | | | | | | | | | | | | | | | | | | | | | | | | | | | | | | | | | | | | | | | | | | | | | | | | | |
|--|------|---|---|----|----|----|----|----|----|-----|----|------|-----------------------------|-------|---|---|----|----|----|----|----|----|-----|----|------|----|--|--|--|--|--|--|--|--|--|--|--|--|----|--|--|--|--|--|--|--|--|--|--|--|--|
| 851 | | | | | | | | | | | | | FREDDIE TOLIVER | | | | | | | | | | | | | P | | | | | | | | | | | | | | | | | | | | | | | | | |
| HT: 6'1" WT: 165 THROWS: RIGHT BATS: RIGHT | | | | | | | | | | | | | BORN: 2-3-1961, Natchez, MS | | | | | | | | | | | | | | | | | | | | | | | | | | | | | | | | | | | | | | |
| 1993 PITTSBURGH PIRATES PITCHING RECORD | | | | | | | | | | | | | | | | | | | | | | | | | | | | | | | | | | | | | | | | | | | | | | | | | | | |
| G | IP | W | L | R | ER | SO | BB | GS | CG | SHO | SV | ERA | G | IP | W | L | R | ER | SO | BB | GS | CG | SHO | SV | ERA | | | | | | | | | | | | | | | | | | | | | | | | | | |
| 12 | 21.2 | 1 | 0 | 10 | 9 | 14 | 8 | 0 | 0 | 0 | 0 | 3.74 | 44 | 114.1 | 6 | 6 | 72 | 62 | 85 | 41 | 10 | 0 | 0 | 2 | 4.88 | | | | | | | | | | | | | | | | | | | | | | | | | | |
| CARDBOARD BASEBALL RATINGS | | | | | | | | | | | | | | | | | | | | | | | | | | | | | | | | | | | | | | | | | | | | | | | | | | | |
| ERA | | | | | | | | | | | | | W | | | | | | | | | | | | | BB | | | | | | | | | | | | | K | | | | | | | | | | | | |
| 37 | | | | | | | | | | | | | 1 | | | | | | | | | | | | | 8 | | | | | | | | | | | | | 14 | | | | | | | | | | | | |

| | | | | | | | | | | | | | | | | | | | | | | | | | | | | | | | | | | | | | | | | | | | | | | | | | | | |
|--|-------|---|---|----|----|----|----|----|----|-----|----|------|----------------------------------|----|---|---|---|----|----|----|----|----|-----|----|-----|----|--|--|--|--|--|--|--|--|--|--|--|--|----|--|--|--|--|--|--|--|--|--|--|--|--|
| 855 | | | | | | | | | | | | | MIKE TROMBLEY | | | | | | | | | | | | | P | | | | | | | | | | | | | | | | | | | | | | | | | |
| HT: 6'2" WT: 200 THROWS: RIGHT BATS: RIGHT | | | | | | | | | | | | | BORN: 4-14-1967, Springfield, MA | | | | | | | | | | | | | | | | | | | | | | | | | | | | | | | | | | | | | | |
| 1993 MINNESOTA TWINS PITCHING RECORD | | | | | | | | | | | | | | | | | | | | | | | | | | | | | | | | | | | | | | | | | | | | | | | | | | | |
| G | IP | W | L | R | ER | SO | BB | GS | CG | SHO | SV | ERA | G | IP | W | L | R | ER | SO | BB | GS | CG | SHO | SV | ERA | | | | | | | | | | | | | | | | | | | | | | | | | | |
| 44 | 114.1 | 6 | 6 | 72 | 62 | 85 | 41 | 10 | 0 | 0 | 2 | 4.88 | | | | | | | | | | | | | | | | | | | | | | | | | | | | | | | | | | | | | | | |
| CARDBOARD BASEBALL RATINGS | | | | | | | | | | | | | | | | | | | | | | | | | | | | | | | | | | | | | | | | | | | | | | | | | | | |
| ERA | | | | | | | | | | | | | W | | | | | | | | | | | | | BB | | | | | | | | | | | | | K | | | | | | | | | | | | |
| 48 | | | | | | | | | | | | | 6 | | | | | | | | | | | | | 41 | | | | | | | | | | | | | 85 | | | | | | | | | | | | |

| | | | | | | | | | | | | | | | | | | | | | | | | | | | | | | | | | | | | | | | | | | | | | | | | | | | |
|---|------|---|---|----|----|----|----|----|----|-----|----|------|---------------------------------|------|---|---|----|----|----|----|----|----|-----|----|------|----|--|--|--|--|--|--|--|--|--|--|--|--|----|--|--|--|--|--|--|--|--|--|--|--|--|
| 852 | | | | | | | | | | | | | RANDY TOMLIN | | | | | | | | | | | | | P | | | | | | | | | | | | | | | | | | | | | | | | | |
| HT: 5'11" WT: 179 THROWS: LEFT BATS: LEFT | | | | | | | | | | | | | BORN: 6-14-1966, Bainbridge, MD | | | | | | | | | | | | | | | | | | | | | | | | | | | | | | | | | | | | | | |
| 1993 PITTSBURGH PIRATES PITCHING RECORD | | | | | | | | | | | | | | | | | | | | | | | | | | | | | | | | | | | | | | | | | | | | | | | | | | | |
| G | IP | W | L | R | ER | SO | BB | GS | CG | SHO | SV | ERA | G | IP | W | L | R | ER | SO | BB | GS | CG | SHO | SV | ERA | | | | | | | | | | | | | | | | | | | | | | | | | | |
| 18 | 98.1 | 4 | 8 | 57 | 53 | 44 | 15 | 18 | 1 | 0 | 0 | 4.85 | 41 | 68.1 | 1 | 2 | 51 | 47 | 30 | 27 | 0 | 0 | 0 | 1 | 6.19 | | | | | | | | | | | | | | | | | | | | | | | | | | |
| CARDBOARD BASEBALL RATINGS | | | | | | | | | | | | | | | | | | | | | | | | | | | | | | | | | | | | | | | | | | | | | | | | | | | |
| ERA | | | | | | | | | | | | | W | | | | | | | | | | | | | BB | | | | | | | | | | | | | K | | | | | | | | | | | | |
| 48 | | | | | | | | | | | | | 4 | | | | | | | | | | | | | 15 | | | | | | | | | | | | | 44 | | | | | | | | | | | | |

| | | | | | | | | | | | | | | | | | | | | | | | | | | | | | | | | | | | | | | | | | | | | | | | | | | | |
|---|------|---|---|----|----|----|----|----|----|-----|----|------|-------------------------------|----|---|---|---|----|----|----|----|----|-----|----|-----|----|--|--|--|--|--|--|--|--|--|--|--|--|----|--|--|--|--|--|--|--|--|--|--|--|--|
| 856 | | | | | | | | | | | | | GEORGE TSAMIS | | | | | | | | | | | | | P | | | | | | | | | | | | | | | | | | | | | | | | | |
| HT: 6'2" WT: 190 THROWS: LEFT BATS: RIGHT | | | | | | | | | | | | | BORN: 6-14-1967, Campbell, CA | | | | | | | | | | | | | | | | | | | | | | | | | | | | | | | | | | | | | | |
| 1993 MINNESOTA TWINS PITCHING RECORD | | | | | | | | | | | | | | | | | | | | | | | | | | | | | | | | | | | | | | | | | | | | | | | | | | | |
| G | IP | W | L | R | ER | SO | BB | GS | CG | SHO | SV | ERA | G | IP | W | L | R | ER | SO | BB | GS | CG | SHO | SV | ERA | | | | | | | | | | | | | | | | | | | | | | | | | | |
| 41 | 68.1 | 1 | 2 | 51 | 47 | 30 | 27 | 0 | 0 | 0 | 1 | 6.19 | | | | | | | | | | | | | | | | | | | | | | | | | | | | | | | | | | | | | | | |
| CARDBOARD BASEBALL RATINGS | | | | | | | | | | | | | | | | | | | | | | | | | | | | | | | | | | | | | | | | | | | | | | | | | | | |
| ERA | | | | | | | | | | | | | W | | | | | | | | | | | | | BB | | | | | | | | | | | | | K | | | | | | | | | | | | |
| 61 | | | | | | | | | | | | | 1 | | | | | | | | | | | | | 27 | | | | | | | | | | | | | 30 | | | | | | | | | | | | |

| | | | | | | | | | | | | | | | | | | | | | | | | | | | | | | | | | | | | | | | | | | | | | | | | | | | |
|--|------|---|---|----|----|----|----|----|----|-----|----|------|--------------------------------|------|---|---|----|----|----|----|----|----|-----|----|------|----|--|--|--|--|--|--|--|--|--|--|--|--|----|--|--|--|--|--|--|--|--|--|--|--|--|
| 857 | | | | | | | | | | | | | MATT TURNER | | | | | | | | | | | | | P | | | | | | | | | | | | | | | | | | | | | | | | | |
| HT: 6'5" WT: 215 THROWS: RIGHT BATS: RIGHT | | | | | | | | | | | | | BORN: 2-18-1967, Lexington, KY | | | | | | | | | | | | | | | | | | | | | | | | | | | | | | | | | | | | | | |
| 1993 FLORIDA MARLINS PITCHING RECORD | | | | | | | | | | | | | | | | | | | | | | | | | | | | | | | | | | | | | | | | | | | | | | | | | | | |
| G | IP | W | L | R | ER | SO | BB | GS | CG | SHO | SV | ERA | G | IP | W | L | R | ER | SO | BB | GS | CG | SHO | SV | ERA | | | | | | | | | | | | | | | | | | | | | | | | | | |
| 55 | 68.1 | 4 | 5 | 23 | 22 | 59 | 26 | 0 | 0 | 0 | 0 | 2.91 | 16 | 84.1 | 6 | 6 | 50 | 47 | 47 | 62 | 16 | 0 | 0 | 0 | 5.04 | | | | | | | | | | | | | | | | | | | | | | | | | | |
| CARDBOARD BASEBALL RATINGS | | | | | | | | | | | | | | | | | | | | | | | | | | | | | | | | | | | | | | | | | | | | | | | | | | | |
| ERA | | | | | | | | | | | | | W | | | | | | | | | | | | | BB | | | | | | | | | | | | | K | | | | | | | | | | | | |
| 29 | | | | | | | | | | | | | 4 | | | | | | | | | | | | | 26 | | | | | | | | | | | | | 59 | | | | | | | | | | | | |

| | | | | | | | | | | | | | | | | | | | | | | | | | | | | | | | | | | | | | | | | | | | | | | | | | | | |
|--|------|---|---|----|----|----|----|----|----|-----|----|------|-------------------------------|------|---|---|----|----|----|----|----|----|-----|----|------|----|--|--|--|--|--|--|--|--|--|--|--|--|----|--|--|--|--|--|--|--|--|--|--|--|--|
| 861 | | | | | | | | | | | | | TODD VAN POPPEL | | | | | | | | | | | | | P | | | | | | | | | | | | | | | | | | | | | | | | | |
| HT: 6'5" WT: 210 THROWS: RIGHT BATS: RIGHT | | | | | | | | | | | | | BORN: 12-9-1971, Hinsdale, IL | | | | | | | | | | | | | | | | | | | | | | | | | | | | | | | | | | | | | | |
| 1993 OAKLAND ATHLETICS PITCHING RECORD | | | | | | | | | | | | | | | | | | | | | | | | | | | | | | | | | | | | | | | | | | | | | | | | | | | |
| G | IP | W | L | R | ER | SO | BB | GS | CG | SHO | SV | ERA | G | IP | W | L | R | ER | SO | BB | GS | CG | SHO | SV | ERA | | | | | | | | | | | | | | | | | | | | | | | | | | |
| 16 | 84.1 | 6 | 6 | 50 | 47 | 47 | 62 | 16 | 0 | 0 | 0 | 5.04 | 16 | 84.1 | 6 | 6 | 50 | 47 | 47 | 62 | 16 | 0 | 0 | 0 | 5.04 | | | | | | | | | | | | | | | | | | | | | | | | | | |
| CARDBOARD BASEBALL RATINGS | | | | | | | | | | | | | | | | | | | | | | | | | | | | | | | | | | | | | | | | | | | | | | | | | | | |
| ERA | | | | | | | | | | | | | W | | | | | | | | | | | | | BB | | | | | | | | | | | | | K | | | | | | | | | | | | |
| 50 | | | | | | | | | | | | | 6 | | | | | | | | | | | | | 62 | | | | | | | | | | | | | 47 | | | | | | | | | | | | |

| | | | | | | | | | | | | | | | | | | | | | | | | | | | | | | | | | | | | | | | | | | | | | | | | | | | |
|--|------|---|---|----|----|----|----|----|----|-----|----|------|---------------------------------|-------|----|---|----|----|----|----|----|----|-----|----|------|----|--|--|--|--|--|--|--|--|--|--|--|--|----|--|--|--|--|--|--|--|--|--|--|--|--|
| 858 | | | | | | | | | | | | | TOM URBANI | | | | | | | | | | | | | P | | | | | | | | | | | | | | | | | | | | | | | | | |
| HT: 6'1" WT: 190 THROWS: LEFT BATS: LEFT | | | | | | | | | | | | | BORN: 1-21-1968, Santa Cruz, CA | | | | | | | | | | | | | | | | | | | | | | | | | | | | | | | | | | | | | | |
| 1993 ST. LOUIS CARDINALS PITCHING RECORD | | | | | | | | | | | | | | | | | | | | | | | | | | | | | | | | | | | | | | | | | | | | | | | | | | | |
| G | IP | W | L | R | ER | SO | BB | GS | CG | SHO | SV | ERA | G | IP | W | L | R | ER | SO | BB | GS | CG | SHO | SV | ERA | | | | | | | | | | | | | | | | | | | | | | | | | | |
| 18 | 62.1 | 1 | 3 | 44 | 32 | 33 | 26 | 9 | 0 | 0 | 0 | 4.65 | 29 | 183.2 | 11 | 8 | 76 | 64 | 91 | 72 | 29 | 2 | 1 | 0 | 3.14 | | | | | | | | | | | | | | | | | | | | | | | | | | |
| CARDBOARD BASEBALL RATINGS | | | | | | | | | | | | | | | | | | | | | | | | | | | | | | | | | | | | | | | | | | | | | | | | | | | |
| ERA | | | | | | | | | | | | | W | | | | | | | | | | | | | BB | | | | | | | | | | | | | K | | | | | | | | | | | | |
| 46 | | | | | | | | | | | | | 1 | | | | | | | | | | | | | 26 | | | | | | | | | | | | | 33 | | | | | | | | | | | | |

| | | | | | | | | | | | | | | | | | | | | | | | | | | | | | | | | | | | | | | | | | | | | | | | | | | | |
|--|-------|----|---|----|----|----|----|----|----|-----|----|------|--------------------------------|-------|----|---|----|----|----|----|----|----|-----|----|------|----|--|--|--|--|--|--|--|--|--|--|--|--|----|--|--|--|--|--|--|--|--|--|--|--|--|
| 862 | | | | | | | | | | | | | FRANK VIOLA | | | | | | | | | | | | | P | | | | | | | | | | | | | | | | | | | | | | | | | |
| HT: 6'4" WT: 200 THROWS: LEFT BATS: LEFT | | | | | | | | | | | | | BORN: 4-19-1960, Hempstead, NY | | | | | | | | | | | | | | | | | | | | | | | | | | | | | | | | | | | | | | |
| 1993 BOSTON RED SOX PITCHING RECORD | | | | | | | | | | | | | | | | | | | | | | | | | | | | | | | | | | | | | | | | | | | | | | | | | | | |
| G | IP | W | L | R | ER | SO | BB | GS | CG | SHO | SV | ERA | G | IP | W | L | R | ER | SO | BB | GS | CG | SHO | SV | ERA | | | | | | | | | | | | | | | | | | | | | | | | | | |
| 29 | 183.2 | 11 | 8 | 76 | 64 | 91 | 72 | 29 | 2 | 1 | 0 | 3.14 | 29 | 183.2 | 11 | 8 | 76 | 64 | 91 | 72 | 29 | 2 | 1 | 0 | 3.14 | | | | | | | | | | | | | | | | | | | | | | | | | | |
| CARDBOARD BASEBALL RATINGS | | | | | | | | | | | | | | | | | | | | | | | | | | | | | | | | | | | | | | | | | | | | | | | | | | | |
| ERA | | | | | | | | | | | | | W | | | | | | | | | | | | | BB | | | | | | | | | | | | | K | | | | | | | | | | | | |
| 31 | | | | | | | | | | | | | 11 | | | | | | | | | | | | | 72 | | | | | | | | | | | | | 91 | | | | | | | | | | | | |

| | | | | | | | | | | | | | | | | | | | | | | | | | | | | | | | | | | | | | | | | | | | | | | | | | | | |
|---|-------|---|----|-----|----|----|----|----|----|-----|----|------|--------------------------------------|-------|---|---|----|----|-----|----|----|----|-----|----|------|----|--|--|--|--|--|--|--|--|--|--|--|--|----|--|--|--|--|--|--|--|--|--|--|--|--|
| 859 | | | | | | | | | | | | | FERNANDO VALENZUELA | | | | | | | | | | | | | P | | | | | | | | | | | | | | | | | | | | | | | | | |
| HT: 5'11" WT: 180 THROWS: LEFT BATS: LEFT | | | | | | | | | | | | | BORN: 11-1-1960, Navojoa, 26, Mexico | | | | | | | | | | | | | | | | | | | | | | | | | | | | | | | | | | | | | | |
| 1993 BALTIMORE ORIOLES PITCHING RECORD | | | | | | | | | | | | | | | | | | | | | | | | | | | | | | | | | | | | | | | | | | | | | | | | | | | |
| G | IP | W | L | R | ER | SO | BB | GS | CG | SHO | SV | ERA | G | IP | W | L | R | ER | SO | BB | GS | CG | SHO | SV | ERA | | | | | | | | | | | | | | | | | | | | | | | | | | |
| 32 | 178.2 | 8 | 10 | 104 | 98 | 78 | 79 | 31 | 5 | 2 | 0 | 4.94 | 44 | 141.1 | 8 | 8 | 72 | 67 | 114 | 42 | 17 | 1 | 1 | 2 | 4.27 | | | | | | | | | | | | | | | | | | | | | | | | | | |
| CARDBOARD BASEBALL RATINGS | | | | | | | | | | | | | | | | | | | | | | | | | | | | | | | | | | | | | | | | | | | | | | | | | | | |
| ERA | | | | | | | | | | | | | W | | | | | | | | | | | | | BB | | | | | | | | | | | | | K | | | | | | | | | | | | |
| 49 | | | | | | | | | | | | | 8 | | | | | | | | | | | | | 79 | | | | | | | | | | | | | 78 | | | | | | | | | | | | |

| | | | | | | | | | | | | | | | | | | | | | | | | | | | | | | | | | | | | | | | | | | | | | | | | | | | |
|--|-------|---|---|----|----|-----|----|----|----|-----|----|------|---------------------------------|-------|---|---|----|----|-----|----|----|----|-----|----|------|----|--|--|--|--|--|--|--|--|--|--|--|--|-----|--|--|--|--|--|--|--|--|--|--|--|--|
| 863 | | | | | | | | | | | | | PAUL WAGNER | | | | | | | | | | | | | P | | | | | | | | | | | | | | | | | | | | | | | | | |
| HT: 6'3" WT: 205 THROWS: RIGHT BATS: RIGHT | | | | | | | | | | | | | BORN: 11-14-1967, Milwaukee, WI | | | | | | | | | | | | | | | | | | | | | | | | | | | | | | | | | | | | | | |
| 1993 PITTSBURGH PIRATES PITCHING RECORD | | | | | | | | | | | | | | | | | | | | | | | | | | | | | | | | | | | | | | | | | | | | | | | | | | | |
| G | IP | W | L | R | ER | SO | BB | GS | CG | SHO | SV | ERA | G | IP | W | L | R | ER | SO | BB | GS | CG | SHO | SV | ERA | | | | | | | | | | | | | | | | | | | | | | | | | | |
| 44 | 141.1 | 8 | 8 | 72 | 67 | 114 | 42 | 17 | 1 | 1 | 2 | 4.27 | 44 | 141.1 | 8 | 8 | 72 | 67 | 114 | 42 | 17 | 1 | 1 | 2 | 4.27 | | | | | | | | | | | | | | | | | | | | | | | | | | |
| CARDBOARD BASEBALL RATINGS | | | | | | | | | | | | | | | | | | | | | | | | | | | | | | | | | | | | | | | | | | | | | | | | | | | |
| ERA | | | | | | | | | | | | | W | | | | | | | | | | | | | BB | | | | | | | | | | | | | K | | | | | | | | | | | | |
| 42 | | | | | | | | | | | | | 8 | | | | | | | | | | | | | 42 | | | | | | | | | | | | | 114 | | | | | | | | | | | | |

| | | | | | | | | | | | | | | | | | | | | | | | | | | | | | | | | | | | | | | | | | | | | | | | | | | | |
|--|------|---|---|----|----|----|----|----|----|-----|----|------|-----------------------------------|-------|---|----|----|----|----|----|----|----|-----|----|------|----|--|--|--|--|--|--|--|--|--|--|--|--|----|--|--|--|--|--|--|--|--|--|--|--|--|
| 860 | | | | | | | | | | | | | JULIO VALERA | | | | | | | | | | | | | P | | | | | | | | | | | | | | | | | | | | | | | | | |
| HT: 6'2" WT: 185 THROWS: RIGHT BATS: RIGHT | | | | | | | | | | | | | BORN: 10-13-1968, Aguadilla, P.R. | | | | | | | | | | | | | | | | | | | | | | | | | | | | | | | | | | | | | | |
| 1993 CALIFORNIA ANGELS PITCHING RECORD | | | | | | | | | | | | | | | | | | | | | | | | | | | | | | | | | | | | | | | | | | | | | | | | | | | |
| G | IP | W | L | R | ER | SO | BB | GS | CG | SHO | SV | ERA | G | IP | W | L | R | ER | SO | BB | GS | CG | SHO | SV | ERA | | | | | | | | | | | | | | | | | | | | | | | | | | |
| 19 | 53.1 | 3 | 6 | 44 | 39 | 28 | 15 | 5 | 0 | 0 | 4 | 6.62 | 24 | 128.1 | 6 | 11 | 83 | 80 | 59 | 75 | 20 | 3 | 2 | 0 | 5.61 | | | | | | | | | | | | | | | | | | | | | | | | | | |
| CARDBOARD BASEBALL RATINGS | | | | | | | | | | | | | | | | | | | | | | | | | | | | | | | | | | | | | | | | | | | | | | | | | | | |
| ERA | | | | | | | | | | | | | W | | | | | | | | | | | | | BB | | | | | | | | | | | | | K | | | | | | | | | | | | |
| 66 | | | | | | | | | | | | | 3 | | | | | | | | | | | | | 15 | | | | | | | | | | | | | 28 | | | | | | | | | | | | |

| | | | | | | | | | | | | | | | | | | | | | | | | | | | | | | | | | | | | | | | | | | | | | | | | | | | |
|--|-------|---|----|----|----|----|----|----|----|-----|----|------|-------------------------------|-------|---|----|----|----|----|----|----|----|-----|----|------|----|--|--|--|--|--|--|--|--|--|--|--|--|----|--|--|--|--|--|--|--|--|--|--|--|--|
| 864 | | | | | | | | | | | | | TIM WAKEFIELD | | | | | | | | | | | | | P | | | | | | | | | | | | | | | | | | | | | | | | | |
| HT: 6'2" WT: 210 THROWS: RIGHT BATS: RIGHT | | | | | | | | | | | | | BORN: 8-2-1966, Melbourne, FL | | | | | | | | | | | | | | | | | | | | | | | | | | | | | | | | | | | | | | |
| 1993 PITTSBURGH PIRATES PITCHING RECORD | | | | | | | | | | | | | | | | | | | | | | | | | | | | | | | | | | | | | | | | | | | | | | | | | | | |
| G | IP | W | L | R | ER | SO | BB | GS | CG | SHO | SV | ERA | G | IP | W | L | R | ER | SO | BB | GS | CG | SHO | SV | ERA | | | | | | | | | | | | | | | | | | | | | | | | | | |
| 24 | 128.1 | 6 | 11 | 83 | 80 | 59 | 75 | 20 | 3 | 2 | 0 | 5.61 | 24 | 128.1 | 6 | 11 | 83 | 80 | 59 | 75 | 20 | 3 | 2 | 0 | 5.61 | | | | | | | | | | | | | | | | | | | | | | | | | | |
| CARDBOARD BASEBALL RATINGS | | | | | | | | | | | | | | | | | | | | | | | | | | | | | | | | | | | | | | | | | | | | | | | | | | | |
| ERA | | | | | | | | | | | | | W | | | | | | | | | | | | | BB | | | | | | | | | | | | | K | | | | | | | | | | | | |
| 56 | | | | | | | | | | | | | 6 | | | | | | | | | | | | | 75 | | | | | | | | | | | | | 59 | | | | | | | | | | | | |

| | | | | | | | | | | | | | | | | | | | | | | | | | | | | | | | | | | | | | | | | | | | | | | | | | | | |
|--|-------|----|----|-----|-----|----|----|----|----|-----|----|------|--------------------------------|------|---|---|----|----|----|----|----|----|-----|----|------|----|--|--|--|--|--|--|--|--|--|--|--|--|----|--|--|--|--|--|--|--|--|--|--|--|--|
| 865 | | | | | | | | | | | | | BOB WALK | | | | | | | | | | | | | P | | | | | | | | | | | | | | | | | | | | | | | | | |
| HT: 6'3" WT: 185 THROWS: RIGHT BATS: RIGHT | | | | | | | | | | | | | BORN: 11-26-1956, Van Nuys, CA | | | | | | | | | | | | | | | | | | | | | | | | | | | | | | | | | | | | | | |
| 1993 PITTSBURGH PIRATES PITCHING RECORD | | | | | | | | | | | | | | | | | | | | | | | | | | | | | | | | | | | | | | | | | | | | | | | | | | | |
| G | IP | W | L | R | ER | SO | BB | GS | CG | SHO | SV | ERA | G | IP | W | L | R | ER | SO | BB | GS | CG | SHO | SV | ERA | | | | | | | | | | | | | | | | | | | | | | | | | | |
| 32 | 187.1 | 13 | 14 | 121 | 118 | 80 | 70 | 32 | 3 | 0 | 0 | 5.68 | 14 | 45.2 | 2 | 3 | 26 | 26 | 34 | 13 | 6 | 0 | 0 | 0 | 5.12 | | | | | | | | | | | | | | | | | | | | | | | | | | |
| CARDBOARD BASEBALL RATINGS | | | | | | | | | | | | | | | | | | | | | | | | | | | | | | | | | | | | | | | | | | | | | | | | | | | |
| ERA | | | | | | | | | | | | | W | | | | | | | | | | | | | BB | | | | | | | | | | | | | K | | | | | | | | | | | | |
| 56 | | | | | | | | | | | | | 13 | | | | | | | | | | | | | 70 | | | | | | | | | | | | | 80 | | | | | | | | | | | | |

| | | | | | | | | | | | | | | | | | | | | | | | | | | | | | | | | | | | | | | | | | | | | | | | | | | | |
|--|-------|----|----|-----|-----|----|----|----|----|-----|----|------|-----------------------------------|------|---|---|----|----|----|----|----|----|-----|----|------|----|--|--|--|--|--|--|--|--|--|--|--|--|----|--|--|--|--|--|--|--|--|--|--|--|--|
| 869 | | | | | | | | | | | | | DAVE WEATHERS | | | | | | | | | | | | | P | | | | | | | | | | | | | | | | | | | | | | | | | |
| HT: 6'3" WT: 205 THROWS: RIGHT BATS: RIGHT | | | | | | | | | | | | | BORN: 9-25-1969, Lawrenceburg, TN | | | | | | | | | | | | | | | | | | | | | | | | | | | | | | | | | | | | | | |
| 1993 FLORIDA MARLINS PITCHING RECORD | | | | | | | | | | | | | | | | | | | | | | | | | | | | | | | | | | | | | | | | | | | | | | | | | | | |
| G | IP | W | L | R | ER | SO | BB | GS | CG | SHO | SV | ERA | G | IP | W | L | R | ER | SO | BB | GS | CG | SHO | SV | ERA | | | | | | | | | | | | | | | | | | | | | | | | | | |
| 32 | 187.1 | 13 | 14 | 121 | 118 | 80 | 70 | 32 | 3 | 0 | 0 | 5.68 | 14 | 45.2 | 2 | 3 | 26 | 26 | 34 | 13 | 6 | 0 | 0 | 0 | 5.12 | | | | | | | | | | | | | | | | | | | | | | | | | | |
| CARDBOARD BASEBALL RATINGS | | | | | | | | | | | | | | | | | | | | | | | | | | | | | | | | | | | | | | | | | | | | | | | | | | | |
| ERA | | | | | | | | | | | | | W | | | | | | | | | | | | | BB | | | | | | | | | | | | | K | | | | | | | | | | | | |
| 51 | | | | | | | | | | | | | 2 | | | | | | | | | | | | | 13 | | | | | | | | | | | | | 34 | | | | | | | | | | | | |

| | | | | | | | | | | | | | | | | | | | | | | | | | | | | | | | | | | | | | | | | | | | | | | | | | | | |
|--|------|---|---|----|----|----|----|----|----|-----|----|------|--------------------------------|-------|---|----|----|----|----|----|----|----|-----|----|------|----|--|--|--|--|--|--|--|--|--|--|--|--|----|--|--|--|--|--|--|--|--|--|--|--|--|
| 866 | | | | | | | | | | | | | DUANE WARD | | | | | | | | | | | | | P | | | | | | | | | | | | | | | | | | | | | | | | | |
| HT: 6'4" WT: 185 THROWS: RIGHT BATS: RIGHT | | | | | | | | | | | | | BORN: 5-28-1964, Park View, NM | | | | | | | | | | | | | | | | | | | | | | | | | | | | | | | | | | | | | | |
| 1993 TORONTO BLUE JAYS PITCHING RECORD | | | | | | | | | | | | | | | | | | | | | | | | | | | | | | | | | | | | | | | | | | | | | | | | | | | |
| G | IP | W | L | R | ER | SO | BB | GS | CG | SHO | SV | ERA | G | IP | W | L | R | ER | SO | BB | GS | CG | SHO | SV | ERA | | | | | | | | | | | | | | | | | | | | | | | | | | |
| 71 | 71.2 | 2 | 3 | 17 | 17 | 97 | 25 | 0 | 0 | 0 | 45 | 2.13 | 20 | 120.2 | 4 | 14 | 70 | 60 | 50 | 34 | 18 | 5 | 0 | 0 | 4.48 | | | | | | | | | | | | | | | | | | | | | | | | | | |
| CARDBOARD BASEBALL RATINGS | | | | | | | | | | | | | | | | | | | | | | | | | | | | | | | | | | | | | | | | | | | | | | | | | | | |
| ERA | | | | | | | | | | | | | W | | | | | | | | | | | | | BB | | | | | | | | | | | | | K | | | | | | | | | | | | |
| 21 | | | | | | | | | | | | | 2 | | | | | | | | | | | | | 25 | | | | | | | | | | | | | 97 | | | | | | | | | | | | |

| | | | | | | | | | | | | | | | | | | | | | | | | | | | | | | | | | | | | | | | | | | | | | | | | | | | |
|--|-------|---|----|----|----|----|----|----|----|-----|----|------|----------------------------------|-------|---|----|----|----|----|----|----|----|-----|----|------|----|--|--|--|--|--|--|--|--|--|--|--|--|----|--|--|--|--|--|--|--|--|--|--|--|--|
| 870 | | | | | | | | | | | | | BILL WEGMAN | | | | | | | | | | | | | P | | | | | | | | | | | | | | | | | | | | | | | | | |
| HT: 6'5" WT: 200 THROWS: RIGHT BATS: RIGHT | | | | | | | | | | | | | BORN: 12-19-1962, Cincinnati, OH | | | | | | | | | | | | | | | | | | | | | | | | | | | | | | | | | | | | | | |
| 1993 MILWAUKEE BREWERS PITCHING RECORD | | | | | | | | | | | | | | | | | | | | | | | | | | | | | | | | | | | | | | | | | | | | | | | | | | | |
| G | IP | W | L | R | ER | SO | BB | GS | CG | SHO | SV | ERA | G | IP | W | L | R | ER | SO | BB | GS | CG | SHO | SV | ERA | | | | | | | | | | | | | | | | | | | | | | | | | | |
| 20 | 120.2 | 4 | 14 | 70 | 60 | 50 | 34 | 18 | 5 | 0 | 0 | 4.48 | 20 | 120.2 | 4 | 14 | 70 | 60 | 50 | 34 | 18 | 5 | 0 | 0 | 4.48 | | | | | | | | | | | | | | | | | | | | | | | | | | |
| CARDBOARD BASEBALL RATINGS | | | | | | | | | | | | | | | | | | | | | | | | | | | | | | | | | | | | | | | | | | | | | | | | | | | |
| ERA | | | | | | | | | | | | | W | | | | | | | | | | | | | BB | | | | | | | | | | | | | K | | | | | | | | | | | | |
| 44 | | | | | | | | | | | | | 4 | | | | | | | | | | | | | 34 | | | | | | | | | | | | | 50 | | | | | | | | | | | | |

| | | | | | | | | | | | | | | | | | | | | | | | | | | | | | | | | | | | | | | | | | | | | | | | | | | | |
|--|------|---|---|----|----|----|----|----|----|-----|----|------|-------------------------------|-------|---|----|-----|----|----|----|----|----|-----|----|------|----|--|--|--|--|--|--|--|--|--|--|--|--|----|--|--|--|--|--|--|--|--|--|--|--|--|
| 867 | | | | | | | | | | | | | ALLEN WATSON | | | | | | | | | | | | | P | | | | | | | | | | | | | | | | | | | | | | | | | |
| HT: 6'3" WT: 195 THROWS: LEFT BATS: LEFT | | | | | | | | | | | | | BORN: 11-18-1970, Jamaica, NY | | | | | | | | | | | | | | | | | | | | | | | | | | | | | | | | | | | | | | |
| 1993 ST. LOUIS CARDINALS PITCHING RECORD | | | | | | | | | | | | | | | | | | | | | | | | | | | | | | | | | | | | | | | | | | | | | | | | | | | |
| G | IP | W | L | R | ER | SO | BB | GS | CG | SHO | SV | ERA | G | IP | W | L | R | ER | SO | BB | GS | CG | SHO | SV | ERA | | | | | | | | | | | | | | | | | | | | | | | | | | |
| 16 | 86.1 | 6 | 7 | 53 | 44 | 49 | 28 | 15 | 0 | 0 | 0 | 4.60 | 30 | 166.2 | 9 | 11 | 102 | 98 | 63 | 56 | 28 | 0 | 0 | 0 | 5.29 | | | | | | | | | | | | | | | | | | | | | | | | | | |
| CARDBOARD BASEBALL RATINGS | | | | | | | | | | | | | | | | | | | | | | | | | | | | | | | | | | | | | | | | | | | | | | | | | | | |
| ERA | | | | | | | | | | | | | W | | | | | | | | | | | | | BB | | | | | | | | | | | | | K | | | | | | | | | | | | |
| 46 | | | | | | | | | | | | | 6 | | | | | | | | | | | | | 28 | | | | | | | | | | | | | 49 | | | | | | | | | | | | |

| | | | | | | | | | | | | | | | | | | | | | | | | | | | | | | | | | | | | | | | | | | | | | | | | | | | |
|--|-------|---|----|-----|----|----|----|----|----|-----|----|------|------------------------------|-------|---|----|-----|----|----|----|----|----|-----|----|------|----|--|--|--|--|--|--|--|--|--|--|--|--|----|--|--|--|--|--|--|--|--|--|--|--|--|
| 871 | | | | | | | | | | | | | BOB WELCH | | | | | | | | | | | | | P | | | | | | | | | | | | | | | | | | | | | | | | | |
| HT: 6'3" WT: 190 THROWS: RIGHT BATS: RIGHT | | | | | | | | | | | | | BORN: 11-3-1956, Detroit, MI | | | | | | | | | | | | | | | | | | | | | | | | | | | | | | | | | | | | | | |
| 1993 OAKLAND ATHLETICS PITCHING RECORD | | | | | | | | | | | | | | | | | | | | | | | | | | | | | | | | | | | | | | | | | | | | | | | | | | | |
| G | IP | W | L | R | ER | SO | BB | GS | CG | SHO | SV | ERA | G | IP | W | L | R | ER | SO | BB | GS | CG | SHO | SV | ERA | | | | | | | | | | | | | | | | | | | | | | | | | | |
| 30 | 166.2 | 9 | 11 | 102 | 98 | 63 | 56 | 28 | 0 | 0 | 0 | 5.29 | 30 | 166.2 | 9 | 11 | 102 | 98 | 63 | 56 | 28 | 0 | 0 | 0 | 5.29 | | | | | | | | | | | | | | | | | | | | | | | | | | |
| CARDBOARD BASEBALL RATINGS | | | | | | | | | | | | | | | | | | | | | | | | | | | | | | | | | | | | | | | | | | | | | | | | | | | |
| ERA | | | | | | | | | | | | | W | | | | | | | | | | | | | BB | | | | | | | | | | | | | K | | | | | | | | | | | | |
| 52 | | | | | | | | | | | | | 9 | | | | | | | | | | | | | 56 | | | | | | | | | | | | | 63 | | | | | | | | | | | | |

| | | | | | | | | | | | | | | | | | | | | | | | | | | | | | | | | | | | | | | | | | | | | | | | | | | | |
|--|------|---|---|----|----|----|----|----|----|-----|----|------|--------------------------------|-------|----|---|----|----|-----|----|----|----|-----|----|------|----|--|--|--|--|--|--|--|--|--|--|--|--|----|--|--|--|--|--|--|--|--|--|--|--|--|
| 868 | | | | | | | | | | | | | GARY WAYNE | | | | | | | | | | | | | P | | | | | | | | | | | | | | | | | | | | | | | | | |
| HT: 6'3" WT: 185 THROWS: LEFT BATS: LEFT | | | | | | | | | | | | | BORN: 11-30-1962, Dearborn, MI | | | | | | | | | | | | | | | | | | | | | | | | | | | | | | | | | | | | | | |
| 1993 COLORADO ROCKIES PITCHING RECORD | | | | | | | | | | | | | | | | | | | | | | | | | | | | | | | | | | | | | | | | | | | | | | | | | | | |
| G | IP | W | L | R | ER | SO | BB | GS | CG | SHO | SV | ERA | G | IP | W | L | R | ER | SO | BB | GS | CG | SHO | SV | ERA | | | | | | | | | | | | | | | | | | | | | | | | | | |
| 65 | 62.1 | 5 | 3 | 40 | 35 | 49 | 26 | 0 | 0 | 0 | 1 | 5.05 | 32 | 187.1 | 11 | 9 | 93 | 87 | 139 | 42 | 30 | 0 | 0 | 0 | 4.19 | | | | | | | | | | | | | | | | | | | | | | | | | | |
| CARDBOARD BASEBALL RATINGS | | | | | | | | | | | | | | | | | | | | | | | | | | | | | | | | | | | | | | | | | | | | | | | | | | | |
| ERA | | | | | | | | | | | | | W | | | | | | | | | | | | | BB | | | | | | | | | | | | | K | | | | | | | | | | | | |
| 50 | | | | | | | | | | | | | 5 | | | | | | | | | | | | | 26 | | | | | | | | | | | | | 49 | | | | | | | | | | | | |

| | | | | | | | | | | | | | | | | | | | | | | | | | | | | | | | | | | | | | | | | | | | | | | | | | | | |
|--|-------|----|---|----|----|-----|----|----|----|-----|----|------|-------------------------------|-------|----|---|----|----|-----|----|----|----|-----|----|------|----|--|--|--|--|--|--|--|--|--|--|--|--|-----|--|--|--|--|--|--|--|--|--|--|--|--|
| 872 | | | | | | | | | | | | | DAVID WELLS | | | | | | | | | | | | | P | | | | | | | | | | | | | | | | | | | | | | | | | |
| HT: 6'3" WT: 187 THROWS: LEFT BATS: LEFT | | | | | | | | | | | | | BORN: 5-20-1963, Torrance, CA | | | | | | | | | | | | | | | | | | | | | | | | | | | | | | | | | | | | | | |
| 1993 DETROIT TIGERS PITCHING RECORD | | | | | | | | | | | | | | | | | | | | | | | | | | | | | | | | | | | | | | | | | | | | | | | | | | | |
| G | IP | W | L | R | ER | SO | BB | GS | CG | SHO | SV | ERA | G | IP | W | L | R | ER | SO | BB | GS | CG | SHO | SV | ERA | | | | | | | | | | | | | | | | | | | | | | | | | | |
| 32 | 187.1 | 11 | 9 | 93 | 87 | 139 | 42 | 30 | 0 | 0 | 0 | 4.19 | 32 | 187.1 | 11 | 9 | 93 | 87 | 139 | 42 | 30 | 0 | 0 | 0 | 4.19 | | | | | | | | | | | | | | | | | | | | | | | | | | |
| CARDBOARD BASEBALL RATINGS | | | | | | | | | | | | | | | | | | | | | | | | | | | | | | | | | | | | | | | | | | | | | | | | | | | |
| ERA | | | | | | | | | | | | | W | | | | | | | | | | | | | BB | | | | | | | | | | | | | K | | | | | | | | | | | | |
| 41 | | | | | | | | | | | | | 11 | | | | | | | | | | | | | 42 | | | | | | | | | | | | | 139 | | | | | | | | | | | | |

| | | | | | | | | | | | | | | | | | | | | | | | | | | | | | | | | | | | | | | | | | | | | | | | | | | | |
|---|------|---|---|----|----|----|----|----|----|-----|----|------|---------------------------------|------|---|---|----|----|----|----|----|----|-----|----|------|----|--|--|--|--|--|--|--|--|--|--|--|--|----|--|--|--|--|--|--|--|--|--|--|--|--|
| 873 | | | | | | | | | | | | | TURK WENDELL | | | | | | | | | | | | | P | | | | | | | | | | | | | | | | | | | | | | | | | |
| HT: 6'2" WT: 185 THROWS: RIGHT BATS: BOTH | | | | | | | | | | | | | BORN: 5-19-1967, Pittsfield, MA | | | | | | | | | | | | | | | | | | | | | | | | | | | | | | | | | | | | | | |
| 1993 CHICAGO CUBS PITCHING RECORD | | | | | | | | | | | | | | | | | | | | | | | | | | | | | | | | | | | | | | | | | | | | | | | | | | | |
| G | IP | W | L | R | ER | SO | BB | GS | CG | SHO | SV | ERA | G | IP | W | L | R | ER | SO | BB | GS | CG | SHO | SV | ERA | | | | | | | | | | | | | | | | | | | | | | | | | | |
| 7 | 22.2 | 1 | 2 | 13 | 11 | 15 | 8 | 4 | 0 | 0 | 0 | 4.37 | 60 | 73.1 | 2 | 1 | 37 | 35 | 39 | 23 | 0 | 0 | 0 | 1 | 4.32 | | | | | | | | | | | | | | | | | | | | | | | | | | |
| CARDBOARD BASEBALL RATINGS | | | | | | | | | | | | | | | | | | | | | | | | | | | | | | | | | | | | | | | | | | | | | | | | | | | |
| ERA | | | | | | | | | | | | | W | | | | | | | | | | | | | BB | | | | | | | | | | | | | K | | | | | | | | | | | | |
| 43 | | | | | | | | | | | | | 1 | | | | | | | | | | | | | 8 | | | | | | | | | | | | | 15 | | | | | | | | | | | | |

| | | | | | | | | | | | | | | | | | | | | | | | | | | | | | | | | | | | | | | | | | | | | | | | | | | | |
|--|------|---|---|----|----|----|----|----|----|-----|----|------|--------------------------------|------|---|---|----|----|----|----|----|----|-----|----|------|----|--|--|--|--|--|--|--|--|--|--|--|--|----|--|--|--|--|--|--|--|--|--|--|--|--|
| 877 | | | | | | | | | | | | | MATT WHITESIDE | | | | | | | | | | | | | P | | | | | | | | | | | | | | | | | | | | | | | | | |
| HT: 6'0" WT: 185 THROWS: RIGHT BATS: RIGHT | | | | | | | | | | | | | BORN: 8-8-1967, Charleston, MO | | | | | | | | | | | | | | | | | | | | | | | | | | | | | | | | | | | | | | |
| 1993 TEXAS RANGERS PITCHING RECORD | | | | | | | | | | | | | | | | | | | | | | | | | | | | | | | | | | | | | | | | | | | | | | | | | | | |
| G | IP | W | L | R | ER | SO | BB | GS | CG | SHO | SV | ERA | G | IP | W | L | R | ER | SO | BB | GS | CG | SHO | SV | ERA | | | | | | | | | | | | | | | | | | | | | | | | | | |
| 7 | 22.2 | 1 | 2 | 13 | 11 | 15 | 8 | 4 | 0 | 0 | 0 | 4.37 | 60 | 73.1 | 2 | 1 | 37 | 35 | 39 | 23 | 0 | 0 | 0 | 1 | 4.32 | | | | | | | | | | | | | | | | | | | | | | | | | | |
| CARDBOARD BASEBALL RATINGS | | | | | | | | | | | | | | | | | | | | | | | | | | | | | | | | | | | | | | | | | | | | | | | | | | | |
| ERA | | | | | | | | | | | | | W | | | | | | | | | | | | | BB | | | | | | | | | | | | | K | | | | | | | | | | | | |
| 43 | | | | | | | | | | | | | 2 | | | | | | | | | | | | | 23 | | | | | | | | | | | | | 39 | | | | | | | | | | | | |

| | | | | | | | | | | | | | | | | | | | | | | | | | | | | | | | | | | | | | | | | | | | | | | | | | | | |
|--|------|---|---|----|----|----|----|----|----|-----|----|------|--------------------------------|-------|---|---|----|----|----|----|----|----|-----|----|------|----|--|--|--|--|--|--|--|--|--|--|--|--|----|--|--|--|--|--|--|--|--|--|--|--|--|
| 874 | | | | | | | | | | | | | BILL WERTZ | | | | | | | | | | | | | P | | | | | | | | | | | | | | | | | | | | | | | | | |
| HT: 6'6" WT: 220 THROWS: RIGHT BATS: RIGHT | | | | | | | | | | | | | BORN: 1-15-1967, Cleveland, OH | | | | | | | | | | | | | | | | | | | | | | | | | | | | | | | | | | | | | | |
| 1993 CLEVELAND INDIANS PITCHING RECORD | | | | | | | | | | | | | | | | | | | | | | | | | | | | | | | | | | | | | | | | | | | | | | | | | | | |
| G | IP | W | L | R | ER | SO | BB | GS | CG | SHO | SV | ERA | G | IP | W | L | R | ER | SO | BB | GS | CG | SHO | SV | ERA | | | | | | | | | | | | | | | | | | | | | | | | | | |
| 34 | 59.2 | 2 | 3 | 28 | 24 | 53 | 32 | 0 | 0 | 0 | 0 | 3.62 | 21 | 105.2 | 4 | 7 | 47 | 45 | 57 | 30 | 19 | 0 | 0 | 0 | 3.83 | | | | | | | | | | | | | | | | | | | | | | | | | | |
| CARDBOARD BASEBALL RATINGS | | | | | | | | | | | | | | | | | | | | | | | | | | | | | | | | | | | | | | | | | | | | | | | | | | | |
| ERA | | | | | | | | | | | | | W | | | | | | | | | | | | | BB | | | | | | | | | | | | | K | | | | | | | | | | | | |
| 36 | | | | | | | | | | | | | 2 | | | | | | | | | | | | | 32 | | | | | | | | | | | | | 53 | | | | | | | | | | | | |

| | | | | | | | | | | | | | | | | | | | | | | | | | | | | | | | | | | | | | | | | | | | | | | | | | | | |
|--|------|---|---|----|----|----|----|----|----|-----|----|------|---------------------------------|-------|---|---|----|----|----|----|----|----|-----|----|------|----|--|--|--|--|--|--|--|--|--|--|--|--|----|--|--|--|--|--|--|--|--|--|--|--|--|
| 878 | | | | | | | | | | | | | WALLY WHITEHURST | | | | | | | | | | | | | P | | | | | | | | | | | | | | | | | | | | | | | | | |
| HT: 6'3" WT: 180 THROWS: RIGHT BATS: RIGHT | | | | | | | | | | | | | BORN: 4-11-1964, Shreveport, LA | | | | | | | | | | | | | | | | | | | | | | | | | | | | | | | | | | | | | | |
| 1993 SAN DIEGO PADRES PITCHING RECORD | | | | | | | | | | | | | | | | | | | | | | | | | | | | | | | | | | | | | | | | | | | | | | | | | | | |
| G | IP | W | L | R | ER | SO | BB | GS | CG | SHO | SV | ERA | G | IP | W | L | R | ER | SO | BB | GS | CG | SHO | SV | ERA | | | | | | | | | | | | | | | | | | | | | | | | | | |
| 34 | 59.2 | 2 | 3 | 28 | 24 | 53 | 32 | 0 | 0 | 0 | 0 | 3.62 | 21 | 105.2 | 4 | 7 | 47 | 45 | 57 | 30 | 19 | 0 | 0 | 0 | 3.83 | | | | | | | | | | | | | | | | | | | | | | | | | | |
| CARDBOARD BASEBALL RATINGS | | | | | | | | | | | | | | | | | | | | | | | | | | | | | | | | | | | | | | | | | | | | | | | | | | | |
| ERA | | | | | | | | | | | | | W | | | | | | | | | | | | | BB | | | | | | | | | | | | | K | | | | | | | | | | | | |
| 38 | | | | | | | | | | | | | 4 | | | | | | | | | | | | | 30 | | | | | | | | | | | | | 57 | | | | | | | | | | | | |

| | | | | | | | | | | | | | | | | | | | | | | | | | | | | | | | | | | | | | | | | | | | | | | | | | | | |
|--|------|---|---|----|----|----|----|----|----|-----|----|------|-----------------------------|------|---|---|----|----|----|----|----|----|-----|----|------|----|--|--|--|--|--|--|--|--|--|--|--|--|----|--|--|--|--|--|--|--|--|--|--|--|--|
| 875 | | | | | | | | | | | | | DAVID WEST | | | | | | | | | | | | | P | | | | | | | | | | | | | | | | | | | | | | | | | |
| HT: 6'6" WT: 205 THROWS: LEFT BATS: LEFT | | | | | | | | | | | | | BORN: 9-1-1964, Memphis, TN | | | | | | | | | | | | | | | | | | | | | | | | | | | | | | | | | | | | | | |
| 1993 PHILADELPHIA PHILLIES PITCHING RECORD | | | | | | | | | | | | | | | | | | | | | | | | | | | | | | | | | | | | | | | | | | | | | | | | | | | |
| G | IP | W | L | R | ER | SO | BB | GS | CG | SHO | SV | ERA | G | IP | W | L | R | ER | SO | BB | GS | CG | SHO | SV | ERA | | | | | | | | | | | | | | | | | | | | | | | | | | |
| 76 | 86.1 | 6 | 4 | 37 | 28 | 87 | 51 | 0 | 0 | 0 | 3 | 2.92 | 44 | 34.1 | 1 | 0 | 27 | 23 | 23 | 22 | 0 | 0 | 0 | 0 | 6.09 | | | | | | | | | | | | | | | | | | | | | | | | | | |
| CARDBOARD BASEBALL RATINGS | | | | | | | | | | | | | | | | | | | | | | | | | | | | | | | | | | | | | | | | | | | | | | | | | | | |
| ERA | | | | | | | | | | | | | W | | | | | | | | | | | | | BB | | | | | | | | | | | | | K | | | | | | | | | | | | |
| 29 | | | | | | | | | | | | | 6 | | | | | | | | | | | | | 51 | | | | | | | | | | | | | 87 | | | | | | | | | | | | |

| | | | | | | | | | | | | | | | | | | | | | | | | | | | | | | | | | | | | | | | | | | | | | | | | | | | |
|--|------|---|---|----|----|----|----|----|----|-----|----|------|--------------------------------|------|---|---|----|----|----|----|----|----|-----|----|------|----|--|--|--|--|--|--|--|--|--|--|--|--|----|--|--|--|--|--|--|--|--|--|--|--|--|
| 879 | | | | | | | | | | | | | KEVIN WICKANDER | | | | | | | | | | | | | P | | | | | | | | | | | | | | | | | | | | | | | | | |
| HT: 6'2" WT: 202 THROWS: LEFT BATS: LEFT | | | | | | | | | | | | | BORN: 1-4-1965, Fort Dodge, IA | | | | | | | | | | | | | | | | | | | | | | | | | | | | | | | | | | | | | | |
| 1993 CINCINNATI REDS PITCHING RECORD | | | | | | | | | | | | | | | | | | | | | | | | | | | | | | | | | | | | | | | | | | | | | | | | | | | |
| G | IP | W | L | R | ER | SO | BB | GS | CG | SHO | SV | ERA | G | IP | W | L | R | ER | SO | BB | GS | CG | SHO | SV | ERA | | | | | | | | | | | | | | | | | | | | | | | | | | |
| 76 | 86.1 | 6 | 4 | 37 | 28 | 87 | 51 | 0 | 0 | 0 | 3 | 2.92 | 44 | 34.1 | 1 | 0 | 27 | 23 | 23 | 22 | 0 | 0 | 0 | 0 | 6.09 | | | | | | | | | | | | | | | | | | | | | | | | | | |
| CARDBOARD BASEBALL RATINGS | | | | | | | | | | | | | | | | | | | | | | | | | | | | | | | | | | | | | | | | | | | | | | | | | | | |
| ERA | | | | | | | | | | | | | W | | | | | | | | | | | | | BB | | | | | | | | | | | | | K | | | | | | | | | | | | |
| 60 | | | | | | | | | | | | | 1 | | | | | | | | | | | | | 22 | | | | | | | | | | | | | 23 | | | | | | | | | | | | |

| | | | | | | | | | | | | | | | | | | | | | | | | | | | | | | | | | | | | | | | | | | | | | | | | | | | |
|--|------|---|---|----|----|-----|----|----|----|-----|----|------|--------------------------------|-------|----|---|----|----|----|----|----|----|-----|----|------|----|--|--|--|--|--|--|--|--|--|--|--|--|-----|--|--|--|--|--|--|--|--|--|--|--|--|
| 876 | | | | | | | | | | | | | JOHN WETTELAND | | | | | | | | | | | | | P | | | | | | | | | | | | | | | | | | | | | | | | | |
| HT: 6'2" WT: 195 THROWS: RIGHT BATS: RIGHT | | | | | | | | | | | | | BORN: 8-21-1966, San Mateo, CA | | | | | | | | | | | | | | | | | | | | | | | | | | | | | | | | | | | | | | |
| 1993 MONTREAL EXPOS PITCHING RECORD | | | | | | | | | | | | | | | | | | | | | | | | | | | | | | | | | | | | | | | | | | | | | | | | | | | |
| G | IP | W | L | R | ER | SO | BB | GS | CG | SHO | SV | ERA | G | IP | W | L | R | ER | SO | BB | GS | CG | SHO | SV | ERA | | | | | | | | | | | | | | | | | | | | | | | | | | |
| 70 | 85.1 | 9 | 3 | 17 | 13 | 113 | 28 | 0 | 0 | 0 | 43 | 1.37 | 41 | 140.1 | 14 | 4 | 82 | 72 | 70 | 69 | 19 | 1 | 1 | 4 | 4.63 | | | | | | | | | | | | | | | | | | | | | | | | | | |
| CARDBOARD BASEBALL RATINGS | | | | | | | | | | | | | | | | | | | | | | | | | | | | | | | | | | | | | | | | | | | | | | | | | | | |
| ERA | | | | | | | | | | | | | W | | | | | | | | | | | | | BB | | | | | | | | | | | | | K | | | | | | | | | | | | |
| 13 | | | | | | | | | | | | | 9 | | | | | | | | | | | | | 28 | | | | | | | | | | | | | 113 | | | | | | | | | | | | |

| | | | | | | | | | | | | | | | | | | | | | | | | | | | | | | | | | | | | | | | | | | | | | | | | | | | |
|--|------|---|---|----|----|-----|----|----|----|-----|----|------|-------------------------------|-------|----|---|----|----|----|----|----|----|-----|----|------|----|--|--|--|--|--|--|--|--|--|--|--|--|----|--|--|--|--|--|--|--|--|--|--|--|--|
| 880 | | | | | | | | | | | | | BOB WICKMAN | | | | | | | | | | | | | P | | | | | | | | | | | | | | | | | | | | | | | | | |
| HT: 6'1" WT: 207 THROWS: RIGHT BATS: RIGHT | | | | | | | | | | | | | BORN: 2-6-1969, Green Bay, WI | | | | | | | | | | | | | | | | | | | | | | | | | | | | | | | | | | | | | | |
| 1993 NEW YORK YANKEES PITCHING RECORD | | | | | | | | | | | | | | | | | | | | | | | | | | | | | | | | | | | | | | | | | | | | | | | | | | | |
| G | IP | W | L | R | ER | SO | BB | GS | CG | SHO | SV | ERA | G | IP | W | L | R | ER | SO | BB | GS | CG | SHO | SV | ERA | | | | | | | | | | | | | | | | | | | | | | | | | | |
| 70 | 85.1 | 9 | 3 | 17 | 13 | 113 | 28 | 0 | 0 | 0 | 43 | 1.37 | 41 | 140.1 | 14 | 4 | 82 | 72 | 70 | 69 | 19 | 1 | 1 | 4 | 4.63 | | | | | | | | | | | | | | | | | | | | | | | | | | |
| CARDBOARD BASEBALL RATINGS | | | | | | | | | | | | | | | | | | | | | | | | | | | | | | | | | | | | | | | | | | | | | | | | | | | |
| ERA | | | | | | | | | | | | | W | | | | | | | | | | | | | BB | | | | | | | | | | | | | K | | | | | | | | | | | | |
| 46 | | | | | | | | | | | | | 14 | | | | | | | | | | | | | 69 | | | | | | | | | | | | | 70 | | | | | | | | | | | | |

| | | | | | | | | | | | | | | | | | | | | | | | | | | | | | | | | | | | | | | | | | | | | | | | | | | | |
|--|------|---|---|----|----|----|----|----|----|-----|----|------|--------------------------------|------|---|---|----|----|----|----|----|----|-----|----|------|----|--|--|--|--|--|--|--|--|--|--|--|--|----|--|--|--|--|--|--|--|--|--|--|--|--|
| 881 | | | | | | | | | | | | | BRIAN WILLIAMS | | | | | | | | | | | | | P | | | | | | | | | | | | | | | | | | | | | | | | | |
| HT: 6'3" WT: 205 THROWS: RIGHT BATS: RIGHT | | | | | | | | | | | | | BORN: 2-15-1969, Lancaster, SC | | | | | | | | | | | | | | | | | | | | | | | | | | | | | | | | | | | | | | |
| 1993 HOUSTON ASTROS PITCHING RECORD | | | | | | | | | | | | | | | | | | | | | | | | | | | | | | | | | | | | | | | | | | | | | | | | | | | |
| G | IP | W | L | R | ER | SO | BB | GS | CG | SHO | SV | ERA | G | IP | W | L | R | ER | SO | BB | GS | CG | SHO | SV | ERA | | | | | | | | | | | | | | | | | | | | | | | | | | |
| 42 | 82.1 | 4 | 4 | 48 | 44 | 56 | 38 | 5 | 0 | 0 | 3 | 4.83 | 17 | 51.1 | 1 | 3 | 32 | 30 | 33 | 22 | 4 | 0 | 0 | 0 | 5.29 | | | | | | | | | | | | | | | | | | | | | | | | | | |
| CARDBOARD BASEBALL RATINGS | | | | | | | | | | | | | | | | | | | | | | | | | | | | | | | | | | | | | | | | | | | | | | | | | | | |
| ERA | | | | | | | | | | | | | W | | | | | | | | | | | | | BB | | | | | | | | | | | | | K | | | | | | | | | | | | |
| 48 | | | | | | | | | | | | | 4 | | | | | | | | | | | | | 38 | | | | | | | | | | | | | 56 | | | | | | | | | | | | |

| | | | | | | | | | | | | | | | | | | | | | | | | | | | | | | | | | | | | | | | | | | | | | | | | | | | |
|--|------|---|---|----|----|----|----|----|----|-----|----|------|------------------------------|------|---|---|----|----|----|----|----|----|-----|----|------|----|--|--|--|--|--|--|--|--|--|--|--|--|----|--|--|--|--|--|--|--|--|--|--|--|--|
| 885 | | | | | | | | | | | | | MIKE WILLIAMS | | | | | | | | | | | | | P | | | | | | | | | | | | | | | | | | | | | | | | | |
| HT: 6'2" WT: 190 THROWS: RIGHT BATS: RIGHT | | | | | | | | | | | | | BORN: 7-29-1969, Radford, VA | | | | | | | | | | | | | | | | | | | | | | | | | | | | | | | | | | | | | | |
| 1993 PHILADELPHIA PHILLIES PITCHING RECORD | | | | | | | | | | | | | | | | | | | | | | | | | | | | | | | | | | | | | | | | | | | | | | | | | | | |
| G | IP | W | L | R | ER | SO | BB | GS | CG | SHO | SV | ERA | G | IP | W | L | R | ER | SO | BB | GS | CG | SHO | SV | ERA | | | | | | | | | | | | | | | | | | | | | | | | | | |
| 17 | 51.1 | 1 | 3 | 32 | 30 | 33 | 22 | 4 | 0 | 0 | 0 | 5.29 | 17 | 51.1 | 1 | 3 | 32 | 30 | 33 | 22 | 4 | 0 | 0 | 0 | 5.29 | | | | | | | | | | | | | | | | | | | | | | | | | | |
| CARDBOARD BASEBALL RATINGS | | | | | | | | | | | | | | | | | | | | | | | | | | | | | | | | | | | | | | | | | | | | | | | | | | | |
| ERA | | | | | | | | | | | | | W | | | | | | | | | | | | | BB | | | | | | | | | | | | | K | | | | | | | | | | | | |
| 52 | | | | | | | | | | | | | 1 | | | | | | | | | | | | | 22 | | | | | | | | | | | | | 33 | | | | | | | | | | | | |

| | | | | | | | | | | | | | | | | | | | | | | | | | | | | | | | | | | | | | | | | | | | | | | | | | | | |
|---|------|---|---|----|----|----|----|----|----|-----|----|------|--------------------------------|------|---|---|----|----|----|----|----|----|-----|----|------|----|--|--|--|--|--|--|--|--|--|--|--|--|----|--|--|--|--|--|--|--|--|--|--|--|--|
| 882 | | | | | | | | | | | | | CARL WILLIS | | | | | | | | | | | | | P | | | | | | | | | | | | | | | | | | | | | | | | | |
| HT: 6'4" WT: 210 THROWS: RIGHT BATS: LEFT | | | | | | | | | | | | | BORN: 12-28-1960, Danville, VA | | | | | | | | | | | | | | | | | | | | | | | | | | | | | | | | | | | | | | |
| 1993 MINNESOTA TWINS PITCHING RECORD | | | | | | | | | | | | | | | | | | | | | | | | | | | | | | | | | | | | | | | | | | | | | | | | | | | |
| G | IP | W | L | R | ER | SO | BB | GS | CG | SHO | SV | ERA | G | IP | W | L | R | ER | SO | BB | GS | CG | SHO | SV | ERA | | | | | | | | | | | | | | | | | | | | | | | | | | |
| 53 | 58.1 | 3 | 0 | 23 | 20 | 44 | 17 | 0 | 0 | 0 | 5 | 3.10 | 30 | 37.1 | 3 | 1 | 18 | 18 | 24 | 22 | 0 | 0 | 0 | 0 | 4.38 | | | | | | | | | | | | | | | | | | | | | | | | | | |
| CARDBOARD BASEBALL RATINGS | | | | | | | | | | | | | | | | | | | | | | | | | | | | | | | | | | | | | | | | | | | | | | | | | | | |
| ERA | | | | | | | | | | | | | W | | | | | | | | | | | | | BB | | | | | | | | | | | | | K | | | | | | | | | | | | |
| 31 | | | | | | | | | | | | | 3 | | | | | | | | | | | | | 17 | | | | | | | | | | | | | 44 | | | | | | | | | | | | |

| | | | | | | | | | | | | | | | | | | | | | | | | | | | | | | | | | | | | | | | | | | | | | | | | | | | |
|--|------|---|---|----|----|----|----|----|----|-----|----|------|------------------------------|------|---|---|----|----|----|----|----|----|-----|----|------|----|--|--|--|--|--|--|--|--|--|--|--|--|----|--|--|--|--|--|--|--|--|--|--|--|--|
| 886 | | | | | | | | | | | | | WOODY WILLIAMS | | | | | | | | | | | | | P | | | | | | | | | | | | | | | | | | | | | | | | | |
| HT: 6'0" WT: 180 THROWS: RIGHT BATS: RIGHT | | | | | | | | | | | | | BORN: 8-19-1966, Houston, TX | | | | | | | | | | | | | | | | | | | | | | | | | | | | | | | | | | | | | | |
| 1993 TORONTO BLUE JAYS PITCHING RECORD | | | | | | | | | | | | | | | | | | | | | | | | | | | | | | | | | | | | | | | | | | | | | | | | | | | |
| G | IP | W | L | R | ER | SO | BB | GS | CG | SHO | SV | ERA | G | IP | W | L | R | ER | SO | BB | GS | CG | SHO | SV | ERA | | | | | | | | | | | | | | | | | | | | | | | | | | |
| 30 | 37.1 | 3 | 1 | 18 | 18 | 24 | 22 | 0 | 0 | 0 | 0 | 4.38 | 30 | 37.1 | 3 | 1 | 18 | 18 | 24 | 22 | 0 | 0 | 0 | 0 | 4.38 | | | | | | | | | | | | | | | | | | | | | | | | | | |
| CARDBOARD BASEBALL RATINGS | | | | | | | | | | | | | | | | | | | | | | | | | | | | | | | | | | | | | | | | | | | | | | | | | | | |
| ERA | | | | | | | | | | | | | W | | | | | | | | | | | | | BB | | | | | | | | | | | | | K | | | | | | | | | | | | |
| 43 | | | | | | | | | | | | | 3 | | | | | | | | | | | | | 22 | | | | | | | | | | | | | 24 | | | | | | | | | | | | |

| | | | | | | | | | | | | | | | | | | | | | | | | | | | | | | | | | | | | | | | | | | | | | | | | | | | |
|--|------|---|---|----|----|----|----|----|----|-----|----|------|-------------------------------------|------|---|---|----|----|----|----|----|----|-----|----|------|----|--|--|--|--|--|--|--|--|--|--|--|--|----|--|--|--|--|--|--|--|--|--|--|--|--|
| 883 | | | | | | | | | | | | | MARK WILLIAMSON | | | | | | | | | | | | | P | | | | | | | | | | | | | | | | | | | | | | | | | |
| HT: 6'0" WT: 155 THROWS: RIGHT BATS: RIGHT | | | | | | | | | | | | | BORN: 7-21-1959, Corpus Christi, TX | | | | | | | | | | | | | | | | | | | | | | | | | | | | | | | | | | | | | | |
| 1993 BALTIMORE ORIOLES PITCHING RECORD | | | | | | | | | | | | | | | | | | | | | | | | | | | | | | | | | | | | | | | | | | | | | | | | | | | |
| G | IP | W | L | R | ER | SO | BB | GS | CG | SHO | SV | ERA | G | IP | W | L | R | ER | SO | BB | GS | CG | SHO | SV | ERA | | | | | | | | | | | | | | | | | | | | | | | | | | |
| 48 | 88.1 | 7 | 5 | 54 | 48 | 45 | 25 | 1 | 0 | 0 | 0 | 4.91 | 25 | 25.2 | 1 | 0 | 13 | 13 | 23 | 14 | 0 | 0 | 0 | 1 | 4.56 | | | | | | | | | | | | | | | | | | | | | | | | | | |
| CARDBOARD BASEBALL RATINGS | | | | | | | | | | | | | | | | | | | | | | | | | | | | | | | | | | | | | | | | | | | | | | | | | | | |
| ERA | | | | | | | | | | | | | W | | | | | | | | | | | | | BB | | | | | | | | | | | | | K | | | | | | | | | | | | |
| 49 | | | | | | | | | | | | | 7 | | | | | | | | | | | | | 25 | | | | | | | | | | | | | 45 | | | | | | | | | | | | |

| | | | | | | | | | | | | | | | | | | | | | | | | | | | | | | | | | | | | | | | | | | | | | | | | | | | |
|--|------|---|---|----|----|----|----|----|----|-----|----|------|-------------------------------------|------|---|---|----|----|----|----|----|----|-----|----|------|----|--|--|--|--|--|--|--|--|--|--|--|--|----|--|--|--|--|--|--|--|--|--|--|--|--|
| 887 | | | | | | | | | | | | | STEVE WILSON | | | | | | | | | | | | | P | | | | | | | | | | | | | | | | | | | | | | | | | |
| HT: 6'4" WT: 205 THROWS: LEFT BATS: LEFT | | | | | | | | | | | | | BORN: 12-13-1964, Victoria, BC, CAN | | | | | | | | | | | | | | | | | | | | | | | | | | | | | | | | | | | | | | |
| 1993 LOS ANGELES DODGERS PITCHING RECORD | | | | | | | | | | | | | | | | | | | | | | | | | | | | | | | | | | | | | | | | | | | | | | | | | | | |
| G | IP | W | L | R | ER | SO | BB | GS | CG | SHO | SV | ERA | G | IP | W | L | R | ER | SO | BB | GS | CG | SHO | SV | ERA | | | | | | | | | | | | | | | | | | | | | | | | | | |
| 25 | 25.2 | 1 | 0 | 13 | 13 | 23 | 14 | 0 | 0 | 0 | 1 | 4.56 | 25 | 25.2 | 1 | 0 | 13 | 13 | 23 | 14 | 0 | 0 | 0 | 1 | 4.56 | | | | | | | | | | | | | | | | | | | | | | | | | | |
| CARDBOARD BASEBALL RATINGS | | | | | | | | | | | | | | | | | | | | | | | | | | | | | | | | | | | | | | | | | | | | | | | | | | | |
| ERA | | | | | | | | | | | | | W | | | | | | | | | | | | | BB | | | | | | | | | | | | | K | | | | | | | | | | | | |
| 45 | | | | | | | | | | | | | 1 | | | | | | | | | | | | | 14 | | | | | | | | | | | | | 23 | | | | | | | | | | | | |

| | | | | | | | | | | | | | | | | | | | | | | | | | | | | | | | | | | | | | | | | | | | | | | | | | | | |
|--|------|---|---|----|----|----|----|----|----|-----|----|------|---------------------------------|-------|---|---|----|----|----|----|----|----|-----|----|------|----|--|--|--|--|--|--|--|--|--|--|--|--|----|--|--|--|--|--|--|--|--|--|--|--|--|
| 884 | | | | | | | | | | | | | MITCH WILLIAMS | | | | | | | | | | | | | P | | | | | | | | | | | | | | | | | | | | | | | | | |
| HT: 6'3" WT: 180 THROWS: LEFT BATS: LEFT | | | | | | | | | | | | | BORN: 11-17-1964, Santa Ana, CA | | | | | | | | | | | | | | | | | | | | | | | | | | | | | | | | | | | | | | |
| 1993 PHILADELPHIA PHILLIES PITCHING RECORD | | | | | | | | | | | | | | | | | | | | | | | | | | | | | | | | | | | | | | | | | | | | | | | | | | | |
| G | IP | W | L | R | ER | SO | BB | GS | CG | SHO | SV | ERA | G | IP | W | L | R | ER | SO | BB | GS | CG | SHO | SV | ERA | | | | | | | | | | | | | | | | | | | | | | | | | | |
| 65 | 62.1 | 3 | 7 | 30 | 23 | 60 | 44 | 0 | 0 | 0 | 43 | 3.34 | 22 | 110.1 | 7 | 5 | 45 | 44 | 57 | 40 | 18 | 1 | 0 | 0 | 3.60 | | | | | | | | | | | | | | | | | | | | | | | | | | |
| CARDBOARD BASEBALL RATINGS | | | | | | | | | | | | | | | | | | | | | | | | | | | | | | | | | | | | | | | | | | | | | | | | | | | |
| ERA | | | | | | | | | | | | | W | | | | | | | | | | | | | BB | | | | | | | | | | | | | K | | | | | | | | | | | | |
| 33 | | | | | | | | | | | | | 3 | | | | | | | | | | | | | 44 | | | | | | | | | | | | | 60 | | | | | | | | | | | | |

| | | | | | | | | | | | | | | | | | | | | | | | | | | | | | | | | | | | | | | | | | | | | | | | | | | | |
|---|-------|---|---|----|----|----|----|----|----|-----|----|------|------------------------------|-------|---|---|----|----|----|----|----|----|-----|----|------|----|--|--|--|--|--|--|--|--|--|--|--|--|----|--|--|--|--|--|--|--|--|--|--|--|--|
| 888 | | | | | | | | | | | | | TREVOR WILSON | | | | | | | | | | | | | P | | | | | | | | | | | | | | | | | | | | | | | | | |
| HT: 6'0" WT: 190 THROWS: LEFT BATS: LEFT | | | | | | | | | | | | | BORN: 6-7-1966, Torrance, CA | | | | | | | | | | | | | | | | | | | | | | | | | | | | | | | | | | | | | | |
| 1993 SAN FRANCISCO GIANTS PITCHING RECORD | | | | | | | | | | | | | | | | | | | | | | | | | | | | | | | | | | | | | | | | | | | | | | | | | | | |
| G | IP | W | L | R | ER | SO | BB | GS | CG | SHO | SV | ERA | G | IP | W | L | R | ER | SO | BB | GS | CG | SHO | SV | ERA | | | | | | | | | | | | | | | | | | | | | | | | | | |
| 22 | 110.1 | 7 | 5 | 45 | 44 | 57 | 40 | 18 | 1 | 0 | 0 | 3.60 | 22 | 110.1 | 7 | 5 | 45 | 44 | 57 | 40 | 18 | 1 | 0 | 0 | 3.60 | | | | | | | | | | | | | | | | | | | | | | | | | | |
| CARDBOARD BASEBALL RATINGS | | | | | | | | | | | | | | | | | | | | | | | | | | | | | | | | | | | | | | | | | | | | | | | | | | | |
| ERA | | | | | | | | | | | | | W | | | | | | | | | | | | | BB | | | | | | | | | | | | | K | | | | | | | | | | | | |
| 36 | | | | | | | | | | | | | 7 | | | | | | | | | | | | | 40 | | | | | | | | | | | | | 57 | | | | | | | | | | | | |

| | | | | | | | | | | | | | | | | | | | | | | | | | | | | | | | | | | | | | | | | | | | | | | | | | | | |
|--|-------|----|----|-----|-----|-----|----|----|----|-----|----|------|--------------------------------|------|---|---|----|----|----|----|----|----|-----|----|------|----|--|--|--|--|--|--|--|--|--|--|--|--|-----|--|--|--|--|--|--|--|--|--|--|--|--|
| 889 | | | | | | | | | | | | | BOBBY WITT | | | | | | | | | | | | | P | | | | | | | | | | | | | | | | | | | | | | | | | |
| HT: 6'2" WT: 190 THROWS: RIGHT BATS: RIGHT | | | | | | | | | | | | | BORN: 5-11-1964, Arlington, VA | | | | | | | | | | | | | | | | | | | | | | | | | | | | | | | | | | | | | | |
| 1993 OAKLAND ATHLETICS PITCHING RECORD | | | | | | | | | | | | | | | | | | | | | | | | | | | | | | | | | | | | | | | | | | | | | | | | | | | |
| G | IP | W | L | R | ER | SO | BB | GS | CG | SHO | SV | ERA | G | IP | W | L | R | ER | SO | BB | GS | CG | SHO | SV | ERA | | | | | | | | | | | | | | | | | | | | | | | | | | |
| 35 | 220.1 | 14 | 13 | 112 | 103 | 131 | 91 | 33 | 5 | 1 | 0 | 4.21 | 35 | 38.2 | 1 | 1 | 28 | 26 | 31 | 11 | 0 | 0 | 0 | 5 | 6.05 | | | | | | | | | | | | | | | | | | | | | | | | | | |
| CARDBOARD BASEBALL RATINGS | | | | | | | | | | | | | | | | | | | | | | | | | | | | | | | | | | | | | | | | | | | | | | | | | | | |
| ERA | | | | | | | | | | | | | W | | | | | | | | | | | | | BB | | | | | | | | | | | | | K | | | | | | | | | | | | |
| 42 | | | | | | | | | | | | | 14 | | | | | | | | | | | | | 91 | | | | | | | | | | | | | 131 | | | | | | | | | | | | |

| | | | | | | | | | | | | | | | | | | | | | | | | | | | | | | | | | | | | | | | | | | | | | | | | | | | |
|--|------|---|---|----|----|----|----|----|----|-----|----|------|------------------------------|------|---|---|----|----|----|----|----|----|-----|----|------|----|--|--|--|--|--|--|--|--|--|--|--|--|----|--|--|--|--|--|--|--|--|--|--|--|--|
| 893 | | | | | | | | | | | | | TODD WORRELL | | | | | | | | | | | | | P | | | | | | | | | | | | | | | | | | | | | | | | | |
| HT: 6'5" WT: 215 THROWS: RIGHT BATS: RIGHT | | | | | | | | | | | | | BORN: 9-28-1959, Arcadia, CA | | | | | | | | | | | | | | | | | | | | | | | | | | | | | | | | | | | | | | |
| 1993 LOS ANGELES DODGERS PITCHING RECORD | | | | | | | | | | | | | | | | | | | | | | | | | | | | | | | | | | | | | | | | | | | | | | | | | | | |
| G | IP | W | L | R | ER | SO | BB | GS | CG | SHO | SV | ERA | G | IP | W | L | R | ER | SO | BB | GS | CG | SHO | SV | ERA | | | | | | | | | | | | | | | | | | | | | | | | | | |
| 35 | 38.2 | 1 | 1 | 28 | 26 | 31 | 11 | 0 | 0 | 0 | 5 | 6.05 | 35 | 38.2 | 1 | 1 | 28 | 26 | 31 | 11 | 0 | 0 | 0 | 5 | 6.05 | | | | | | | | | | | | | | | | | | | | | | | | | | |
| CARDBOARD BASEBALL RATINGS | | | | | | | | | | | | | | | | | | | | | | | | | | | | | | | | | | | | | | | | | | | | | | | | | | | |
| ERA | | | | | | | | | | | | | W | | | | | | | | | | | | | BB | | | | | | | | | | | | | K | | | | | | | | | | | | |
| 60 | | | | | | | | | | | | | 1 | | | | | | | | | | | | | 11 | | | | | | | | | | | | | 31 | | | | | | | | | | | | |

| | | | | | | | | | | | | | | | | | | | | | | | | | | | | | | | | | | | | | | | | | | | | | | | | | | | |
|--|------|---|---|----|----|----|----|----|----|-----|----|------|--------------------------------|------|---|---|----|----|----|----|----|----|-----|----|------|----|--|--|--|--|--|--|--|--|--|--|--|--|----|--|--|--|--|--|--|--|--|--|--|--|--|
| 890 | | | | | | | | | | | | | MIKE WITT | | | | | | | | | | | | | P | | | | | | | | | | | | | | | | | | | | | | | | | |
| HT: 6'7" WT: 185 THROWS: RIGHT BATS: RIGHT | | | | | | | | | | | | | BORN: 7-20-1960, Fullerton, CA | | | | | | | | | | | | | | | | | | | | | | | | | | | | | | | | | | | | | | |
| 1993 NEW YORK YANKEES PITCHING RECORD | | | | | | | | | | | | | | | | | | | | | | | | | | | | | | | | | | | | | | | | | | | | | | | | | | | |
| G | IP | W | L | R | ER | SO | BB | GS | CG | SHO | SV | ERA | G | IP | W | L | R | ER | SO | BB | GS | CG | SHO | SV | ERA | | | | | | | | | | | | | | | | | | | | | | | | | | |
| 9 | 41.1 | 3 | 2 | 26 | 24 | 30 | 22 | 9 | 0 | 0 | 0 | 5.27 | 9 | 41.1 | 3 | 2 | 26 | 24 | 30 | 22 | 9 | 0 | 0 | 0 | 5.27 | | | | | | | | | | | | | | | | | | | | | | | | | | |
| CARDBOARD BASEBALL RATINGS | | | | | | | | | | | | | | | | | | | | | | | | | | | | | | | | | | | | | | | | | | | | | | | | | | | |
| ERA | | | | | | | | | | | | | W | | | | | | | | | | | | | BB | | | | | | | | | | | | | K | | | | | | | | | | | | |
| 52 | | | | | | | | | | | | | 3 | | | | | | | | | | | | | 22 | | | | | | | | | | | | | 30 | | | | | | | | | | | | |

| | | | | | | | | | | | | | | | | | | | | | | | | | | | | | | | | | | | | | | | | | | | | | | | | | | | |
|--|-------|---|----|----|----|----|----|----|----|-----|----|------|------------------------------|-------|---|----|----|----|----|----|----|----|-----|----|------|----|--|--|--|--|--|--|--|--|--|--|--|--|----|--|--|--|--|--|--|--|--|--|--|--|--|
| 894 | | | | | | | | | | | | | ANTHONY YOUNG | | | | | | | | | | | | | P | | | | | | | | | | | | | | | | | | | | | | | | | |
| HT: 6'2" WT: 200 THROWS: RIGHT BATS: RIGHT | | | | | | | | | | | | | BORN: 1-19-1966, Houston, TX | | | | | | | | | | | | | | | | | | | | | | | | | | | | | | | | | | | | | | |
| 1993 NEW YORK METS PITCHING RECORD | | | | | | | | | | | | | | | | | | | | | | | | | | | | | | | | | | | | | | | | | | | | | | | | | | | |
| G | IP | W | L | R | ER | SO | BB | GS | CG | SHO | SV | ERA | G | IP | W | L | R | ER | SO | BB | GS | CG | SHO | SV | ERA | | | | | | | | | | | | | | | | | | | | | | | | | | |
| 39 | 100.1 | 1 | 16 | 62 | 42 | 62 | 42 | 10 | 1 | 0 | 3 | 3.77 | 39 | 100.1 | 1 | 16 | 62 | 42 | 62 | 42 | 10 | 1 | 0 | 3 | 3.77 | | | | | | | | | | | | | | | | | | | | | | | | | | |
| CARDBOARD BASEBALL RATINGS | | | | | | | | | | | | | | | | | | | | | | | | | | | | | | | | | | | | | | | | | | | | | | | | | | | |
| ERA | | | | | | | | | | | | | W | | | | | | | | | | | | | BB | | | | | | | | | | | | | K | | | | | | | | | | | | |
| 37 | | | | | | | | | | | | | 1 | | | | | | | | | | | | | 42 | | | | | | | | | | | | | 62 | | | | | | | | | | | | |

| | | | | | | | | | | | | | | | | | | | | | | | | | | | | | | | | | | | | | | | | | | | | | | | | | | | |
|--|------|---|---|----|----|----|----|----|----|-----|----|------|------------------------------|------|---|---|----|----|----|----|----|----|-----|----|------|----|--|--|--|--|--|--|--|--|--|--|--|--|----|--|--|--|--|--|--|--|--|--|--|--|--|
| 891 | | | | | | | | | | | | | MARK WOHLERS | | | | | | | | | | | | | P | | | | | | | | | | | | | | | | | | | | | | | | | |
| HT: 6'4" WT: 207 THROWS: RIGHT BATS: RIGHT | | | | | | | | | | | | | BORN: 1-23-1970, Holyoke, MA | | | | | | | | | | | | | | | | | | | | | | | | | | | | | | | | | | | | | | |
| 1993 ATLANTA BRAVES PITCHING RECORD | | | | | | | | | | | | | | | | | | | | | | | | | | | | | | | | | | | | | | | | | | | | | | | | | | | |
| G | IP | W | L | R | ER | SO | BB | GS | CG | SHO | SV | ERA | G | IP | W | L | R | ER | SO | BB | GS | CG | SHO | SV | ERA | | | | | | | | | | | | | | | | | | | | | | | | | | |
| 46 | 48.1 | 6 | 2 | 25 | 24 | 45 | 22 | 0 | 0 | 0 | 0 | 4.50 | 46 | 48.1 | 6 | 2 | 25 | 24 | 45 | 22 | 0 | 0 | 0 | 0 | 4.50 | | | | | | | | | | | | | | | | | | | | | | | | | | |
| CARDBOARD BASEBALL RATINGS | | | | | | | | | | | | | | | | | | | | | | | | | | | | | | | | | | | | | | | | | | | | | | | | | | | |
| ERA | | | | | | | | | | | | | W | | | | | | | | | | | | | BB | | | | | | | | | | | | | K | | | | | | | | | | | | |
| 45 | | | | | | | | | | | | | 6 | | | | | | | | | | | | | 22 | | | | | | | | | | | | | 45 | | | | | | | | | | | | |

| | | | | | | | | | | | | | | | | | | | | | | | | | | | | | | | | | | | | | | | | | | | | | | | | | | | |
|--|------|---|---|----|----|----|----|----|----|-----|----|------|----------------------------|------|---|---|----|----|----|----|----|----|-----|----|------|----|--|--|--|--|--|--|--|--|--|--|--|--|----|--|--|--|--|--|--|--|--|--|--|--|--|
| 895 | | | | | | | | | | | | | CLIFF YOUNG | | | | | | | | | | | | | P | | | | | | | | | | | | | | | | | | | | | | | | | |
| HT: 6'4" WT: 200 THROWS: LEFT BATS: LEFT | | | | | | | | | | | | | BORN: 8-2-1964, Willis, TX | | | | | | | | | | | | | | | | | | | | | | | | | | | | | | | | | | | | | | |
| 1993 CLEVELAND INDIANS PITCHING RECORD | | | | | | | | | | | | | | | | | | | | | | | | | | | | | | | | | | | | | | | | | | | | | | | | | | | |
| G | IP | W | L | R | ER | SO | BB | GS | CG | SHO | SV | ERA | G | IP | W | L | R | ER | SO | BB | GS | CG | SHO | SV | ERA | | | | | | | | | | | | | | | | | | | | | | | | | | |
| 21 | 60.1 | 3 | 3 | 35 | 31 | 31 | 18 | 7 | 0 | 0 | 1 | 4.62 | 21 | 60.1 | 3 | 3 | 35 | 31 | 31 | 18 | 7 | 0 | 0 | 1 | 4.62 | | | | | | | | | | | | | | | | | | | | | | | | | | |
| CARDBOARD BASEBALL RATINGS | | | | | | | | | | | | | | | | | | | | | | | | | | | | | | | | | | | | | | | | | | | | | | | | | | | |
| ERA | | | | | | | | | | | | | W | | | | | | | | | | | | | BB | | | | | | | | | | | | | K | | | | | | | | | | | | |
| 46 | | | | | | | | | | | | | 3 | | | | | | | | | | | | | 18 | | | | | | | | | | | | | 31 | | | | | | | | | | | | |

| | | | | | | | | | | | | | | | | | | | | | | | | | | | | | | | | | | | | | | | | | | | | | | | | | | | |
|--|-------|---|---|----|----|----|----|----|----|-----|----|------|------------------------------|-------|---|---|----|----|----|----|----|----|-----|----|------|----|--|--|--|--|--|--|--|--|--|--|--|--|----|--|--|--|--|--|--|--|--|--|--|--|--|
| 892 | | | | | | | | | | | | | TIM WORRELL | | | | | | | | | | | | | P | | | | | | | | | | | | | | | | | | | | | | | | | |
| HT: 6'4" WT: 210 THROWS: RIGHT BATS: RIGHT | | | | | | | | | | | | | BORN: 7-5-1967, Pasadena, CA | | | | | | | | | | | | | | | | | | | | | | | | | | | | | | | | | | | | | | |
| 1993 SAN DIEGO PADRES PITCHING RECORD | | | | | | | | | | | | | | | | | | | | | | | | | | | | | | | | | | | | | | | | | | | | | | | | | | | |
| G | IP | W | L | R | ER | SO | BB | GS | CG | SHO | SV | ERA | G | IP | W | L | R | ER | SO | BB | GS | CG | SHO | SV | ERA | | | | | | | | | | | | | | | | | | | | | | | | | | |
| 21 | 100.2 | 2 | 7 | 63 | 55 | 52 | 43 | 16 | 0 | 0 | 0 | 4.92 | 21 | 100.2 | 2 | 7 | 63 | 55 | 52 | 43 | 16 | 0 | 0 | 0 | 4.92 | | | | | | | | | | | | | | | | | | | | | | | | | | |
| CARDBOARD BASEBALL RATINGS | | | | | | | | | | | | | | | | | | | | | | | | | | | | | | | | | | | | | | | | | | | | | | | | | | | |
| ERA | | | | | | | | | | | | | W | | | | | | | | | | | | | BB | | | | | | | | | | | | | K | | | | | | | | | | | | |
| 49 | | | | | | | | | | | | | 2 | | | | | | | | | | | | | 43 | | | | | | | | | | | | | 52 | | | | | | | | | | | | |

| | | | | | | | | | | | | | | | | | | | | | | | | | | | | | | | | | | | | | | | | | | | | | | | | | | | |
|--|------|---|---|----|----|----|----|----|----|-----|----|------|------------------------------|------|---|---|----|----|----|----|----|----|-----|----|------|----|--|--|--|--|--|--|--|--|--|--|--|--|----|--|--|--|--|--|--|--|--|--|--|--|--|
| 896 | | | | | | | | | | | | | MATT YOUNG | | | | | | | | | | | | | P | | | | | | | | | | | | | | | | | | | | | | | | | |
| HT: 6'3" WT: 205 THROWS: LEFT BATS: LEFT | | | | | | | | | | | | | BORN: 8-9-1958, Pasadena, CA | | | | | | | | | | | | | | | | | | | | | | | | | | | | | | | | | | | | | | |
| 1993 CLEVELAND INDIANS PITCHING RECORD | | | | | | | | | | | | | | | | | | | | | | | | | | | | | | | | | | | | | | | | | | | | | | | | | | | |
| G | IP | W | L | R | ER | SO | BB | GS | CG | SHO | SV | ERA | G | IP | W | L | R | ER | SO | BB | GS | CG | SHO | SV | ERA | | | | | | | | | | | | | | | | | | | | | | | | | | |
| 22 | 74.1 | 1 | 6 | 45 | 43 | 65 | 57 | 8 | 0 | 0 | 0 | 5.21 | 22 | 74.1 | 1 | 6 | 45 | 43 | 65 | 57 | 8 | 0 | 0 | 0 | 5.21 | | | | | | | | | | | | | | | | | | | | | | | | | | |
| CARDBOARD BASEBALL RATINGS | | | | | | | | | | | | | | | | | | | | | | | | | | | | | | | | | | | | | | | | | | | | | | | | | | | |
| ERA | | | | | | | | | | | | | W | | | | | | | | | | | | | BB | | | | | | | | | | | | | K | | | | | | | | | | | | |
| 52 | | | | | | | | | | | | | 1 | | | | | | | | | | | | | 57 | | | | | | | | | | | | | 65 | | | | | | | | | | | | |

